GRANT COUNTY

EXECUTIVE COMMITTEE AGENDA

The Executive Committee of the Grant County Board of Supervisors will meet on Tuesday, October 13, 2026 at 9:00 a.m. in Room 264 in the Administration Building, 111 S. Jefferson Street, Lancaster, WI 53813.

Join Zoom Meeting
https://co-grant-wi-gov.zoom.us/j/84616156089?pwd=wjmFAUmgWrp19TTWvEMbLjJnoCQMxj.1
Meeting ID: 846 1615 6089
Passcode: 906519
Dial: (312) 626-6799

Consideration will be given and/or action taken on any or all of the following items:

1. Call to order
2. Certification of compliance with open meeting law
3. Approval of agenda
4. Approval of minutes
5. Finance
    - Treasurer's Report
    - Revenue and Expense Report
    - Review Vouchers
    - Finance Director's Report
    - Discussion on financial reports for committees
6. 2027 Budget
7. Ordinance to establish a County Wheel Tax
8. Resolution 2026-23 Increase Marriage License Fees in 2027
9. Resolution 2026-24 Authorize the Sale of Tax Deed Property Back to the Former Owner
10. Discussion & possible action on the sale of Tax Deed Parcels
11. Facilities and Maintenance
    - Facilities and Maintenance Manager's Report
    - Facilities and Maintenance Manager Retirement
12. Information Technology
    - IT Director's Report
13. Administrator
    - Administrator's Report
14. Human Resources
    - Staffing Update
15. Convene to closed session pursuant to Wis. Stat. section 19.85(1)(c) considering employment, promotion, compensation or performance evaluation data of any public employee over which the governmental body has jurisdiction or exercises responsibility as it relates to the performance review discussion of the County Administrator.
16. Return to Open Session
17. Adjournment

Prepared by: TW
Posted:

GRANT COUNTY

Executive Committee
September 8, 2026

The Executive Committee met on Tuesday, September 8, 2026 at 9:00 a.m. on the second floor of the Administration Building, 111 S. Jefferson Street, Lancaster, WI 53813.

Members present: Robert Keeney, Gary Ranum, Joseph Mumm, Mike Timmerman, Kathy Kopp and Carol Beals arrived at 9:04 a.m.

Chairman Keeney called the meeting to order at 9:00 a.m. County Clerk Tonya White verified that the meeting was in compliance with the open meeting law, posted on the county website, in the Administration Building, at the Courthouse and in the Herald Independent.

Agenda: Gary Ranum, seconded by Joseph Mumm, made a motion to approve the agenda. Motion carried without negative vote.

Minutes: Kathy Kopp, seconded by Mike Timmerman, made a motion to approve the minutes from the August 4, 2026 meeting. Motion carried without negative vote.

Opioid Fund Update: Opioid Fund applications were due in August. Treatment Court submitted the only application, requesting $13,700. The Opioid Settlement Committee approved the Treatment Court request.

Finance
Treasurer's Report: County Treasurer Carrie Eastlick presented the Treasurer's Report.

Revenue and Expense Report: The Committee reviewed the revenue and expense report.

Review Vouchers: Gary Ranum, seconded by Carol Beals, made a motion to approve the vouchers. Motion carried without negative vote.

Department of Social Services out of budget request: Gary Ranum, seconded by Joseph Mumm, made a motion to allocate $325,914.79 from the general fund to the Department of Social Services for out of budget spending and to forward the request to the County Board. Motion carried without negative vote.

Finance Director's Report: Finance Director Angie Runde provided her report in writing.

2027 Budget and Capital Improvement Requests: Each department head or elected official reviewed their department's 2027 budget and Capital Improvement Plan request.

Preliminary 2027 Budget Review: Administrator Dreckman and Finance Director Angie Runde reviewed the preliminary budget draft, which includes a 3% wage increase for employees and a projected 9.9% increase in health insurance costs.

Facilities and Maintenance
Facilities and Maintenance Manager's Report: Maintenance Manager Garry Pluemer provided his report in writing.

Information Technology
IT Director's Report: IT Director Shane Drinkwater provided his report in writing and noted:

- The IT Director will attend the WCA Conference September 20 through 22, 2026.
- The IT Department will attend a conference from September 24 through 25, 2026.

Request to Apply for State Local Cybersecurity Grant Program (SLCGP) Cycle 3 Funding Grant: Carol Beals, seconded by Kathy Kopp, made a motion to approve the grant application and forward it to the County Board. Motion carried without negative vote.

Administrator
Administrator Report: Administrator Dreckman provided his report in writing.

Human Resources
Staffing Update: The Staffing Report was provided in writing.

Proposed Wage Scale for implementation 01/01/2027: Gary Ranum, seconded by Joseph Mumm, made a motion to forward the proposed wage scale as presented, including a 3% non-base building lump sum payment for employees that fall above the proposed scale in 2027. Motion carried without negative vote.

Policy Updates
Holiday Policy: Joseph Mumm, seconded by Gary Ranum, made a motion to approve the Holiday Policy with the addition of a requirement for a doctor's note when sick leave is used. Motion carried without negative vote.

Convene to closed session pursuant to Wis. Stat. section 19.85(1)(e) deliberating or negotiating the purchasing of public properties, the investing of public funds, or conducting other specified public business, whenever competitive or bargaining reasons require a closed session as it relates to WPPA contract negotiations, and 19.85(1)(c) considering employment, promotion, compensation or performance evaluation data of any public employee over which the governmental body has jurisdiction or exercises responsibility as it relates to the performance review discussion of the County Administrator: Joseph Mumm, seconded by Gary Ranum, made a motion to convene to closed session. A roll call vote was taken with six (6) Yes, therefore motion carried. The Committee convened to closed session at 11:44 a.m.

Return to Open Session: Carol Beals, seconded by Kathy Kopp, made a motion to return to open session at 1:08 p.m. Motion carried without negative vote.

Action on closed session items, if needed: Joseph Mumm, seconded by Kathy Kopp made a motion to forward the WPPA contract to the County Board for approval. Motion carried without negative vote.

Adjournment: Joseph Mumm, seconded by Carol Beals, made a motion to adjourn at 1:10 p.m. Motion carried without negative vote.

Revenue & Expense Report

Period: Jan to Sept

	2024	2025	2026
Revenue	$4,625,770.98	$6,162,454.73	$6,265,795.59
10010001 - County Board Chair	$56,743.47	$70,341.44	$44,412.00
499999 - County Funding Approp	$56,743.47	$70,341.44	$44,412.00
10010002 - County Board	$55,485.00	$68,502.00	$77,342.00
499999 - County Funding Approp	$55,485.00	$68,502.00	$77,342.00
10011001 - Administration	$0.00	$191,356.03	$196,710.00
499999 - County Funding Approp	$0.00	$191,356.03	$196,710.00
10012001 - Human Resources	$204,871.50	$320,937.00	$330,322.00
499999 - County Funding Approp	$204,871.50	$320,937.00	$330,322.00
10015001 - County Clerk	$1,111,294.86	$1,446,068.99	$1,663,543.11
412210 - Retained Sales Tax	$94.45	$89.73	$98.17
442010 - Fees - Marriage	$4,615.00	$4,650.00	$5,270.00
480100 - Miscellaneous Revenue	$3,571.66	$1,107.40	$1,362.41
482150 - Rental Income	$3,000.00	$4,500.00	$4,500.00
499999 - County Funding Approp	$1,100,013.75	$1,435,721.86	$1,652,312.53
10015002 - Elections	$17,184.90	$22,477.75	$14,985.59
473000 - Intergovernmental Charges	$17,184.90	$22,477.75	$14,985.59
10015006 - Flex Benefits	$0.00	$25,531.77	$44,614.83
489001 - Flex Spending Unclaimed	$0.00	$25,531.77	$44,614.83
10016001 - Treasurer	$240,549.62	$100,521.12	$271,386.53
411500 - Private Forest/Managed Forest	$33,738.66	$33,501.32	$38,183.56
418000 - Interest On Taxes	$118,362.04	$146,261.94	$171,103.67
436400 - Severance/Yld/WD Fees	$21,031.40	$18,935.94	$12,658.67
436600 - Pymts In Lieu Of Taxes (State)	$21,696.44	$22,883.75	$23,408.29
436610 - Pymts In Lieu Of Taxes (Fed)	$39,788.89	$40,353.71	$29,319.00
451040 - Penalties - Bad Checks	$80.00	$60.00	$140.00
480100 - Miscellaneous Revenue	$8,468.31	$56,077.50	$8,583.08
481000 - Interest On Investments	$875,852.91	$833,707.43	$788,719.60
481001 - Interest On Orchard Manor Tran	$0.00	$19,858.93	$6,339.91
499999 - County Funding Approp	($878,469.03)	($1,071,119.40)	($807,069.25)
10021001 - Veterans Service Office	$135,403.47	$183,918.00	$190,330.00
435600 - State Grants Human Services	$15,813.00	$15,813.00	$16,600.00
499999 - County Funding Approp	$119,590.47	$168,105.00	$173,730.00
10021002 - Veterans Relief	$1,150.00	$589.50	$1,665.00
485000 - Donations	$1,150.00	$589.50	$1,665.00

Revenue & Expense Report

Period: Jan to Sept

10022001 - Shared Maintenance	$868,949.59	$1,546,716.14	$1,399,200.06
480100 - Miscellaneous Revenue	$2,553.34	$17,030.14	$9,273.06
499999 - County Funding Approp	$866,396.25	$1,529,686.00	$1,389,927.00
10022005 - Orchard Manor Maintenance	$680,690.32	$193,046.74	$161,393.20
492900 - County Central Services	$680,690.32	$193,046.74	$161,393.20
10023001 - Finance	$299,971.28	$477,422.27	$575,533.27
480100 - Miscellaneous Revenue	$887.60	$34,507.27	$4,331.27
499999 - County Funding Approp	$299,083.68	$442,915.00	$571,202.00
10024001 - Information Technology	$953,476.97	$1,515,025.98	$1,294,358.00
480100 - Miscellaneous Revenue	$3,200.00	$3,600.00	$4,000.00
499999 - County Funding Approp	$950,276.97	$1,511,425.98	$1,290,358.00
Expense	$4,783,768.57	$4,669,344.12	$4,624,913.02
10010001 - County Board Chair	$53,855.36	$50,520.08	$47,671.84
510000 - Productive Pay	$45,824.00	$43,532.80	$38,618.72
515001 - Social Security	$3,505.40	$3,330.13	$2,954.31
515002 - Retirement	$3,161.80	$3,025.56	$2,780.58
515004 - Life Insurance	$15.30	$13.60	$9.92
515006 - AD&D	$2.25	$2.00	$1.12
522004 - Phone and Internet	$0.72	$0.64	$0.63
531001 - Postage	$2.56	$0.00	$1.48
531002 - Printing & Copying	$40.33	$53.47	$15.61
533000 - Mileage & Travel	$0.00	$0.00	$2,527.47
533002 - Registration, Fees, & Tuition	$680.00	$180.00	$255.00
533006 - Lodging	$623.00	$381.88	$507.00
10010002 - County Board	$52,284.04	$41,303.23	$45,161.81
514001 - County Board Per Diem	$11,430.00	$10,620.00	$12,166.00
514002 - Committee Per Diems	$11,295.00	$6,930.00	$6,345.72
515001 - Social Security	$1,738.60	$1,342.67	$1,401.27
515004 - Life Insurance	$216.75	$204.85	$299.96
515006 - AD&D	$32.13	$30.44	$36.60
521000 - Professional/Contracted Srvs	$2,175.00	($725.00)	$0.00
532001 - Publication-Legal Notices & Pr	$1,326.10	$1,594.75	$1,258.66
532005 - Membership Dues	$10,585.26	$11,889.82	$12,942.31
533000 - Mileage & Travel	$7,945.77	$5,030.40	$5,396.92
533002 - Registration, Fees, & Tuition	$1,695.00	$825.00	$735.00
533006 - Lodging	$296.00	$1,967.07	$1,539.00

Revenue & Expense Report

Period: Jan to Sept

539000 - Other Expense	$3,548.43	$1,593.23	$3,040.37
10011001 - Administration	$2,857.69	$141,307.00	$141,298.83
510000 - Productive Pay	$2,077.12	$84,797.28	$92,989.24
510003 - Non-productive Pay	$0.00	$16,959.93	$11,631.24
515001 - Social Security	$148.37	$7,392.35	$7,590.11
515002 - Retirement	$220.62	$7,072.13	$7,532.70
515003 - Health Insurance	$405.21	$18,922.35	$20,204.87
515004 - Life Insurance	$0.85	$13.60	$19.84
515005 - Disability	$5.40	$264.59	$244.87
515006 - AD&D	$0.12	$2.00	$2.32
521002 - Legal Fees/Attorney	$0.00	$4,333.50	$0.00
531000 - Office Supplies/Equipt	$0.00	$0.00	$75.72
531001 - Postage	$0.00	$56.07	$15.99
531002 - Printing & Copying	$0.00	$70.87	$349.28
532003 - Books/Publications/Subscriptio	$0.00	$144.00	$144.00
533000 - Mileage & Travel	$0.00	$433.60	$169.65
533001 - Education & Training	$0.00	$33.97	$0.00
533002 - Registration, Fees, & Tuition	$0.00	$350.76	$180.00
533006 - Lodging	$0.00	$460.00	$149.00
10012001 - Human Resources	$282,248.83	$205,584.64	$229,024.83
510000 - Productive Pay	$118,244.51	$127,442.18	$142,796.32
510003 - Non-productive Pay	$34,304.09	$27,208.63	$27,319.14
510004 - Termination Pay	$12,826.16	$0.00	$0.00
515001 - Social Security	$12,092.54	$11,275.23	$12,445.37
515002 - Retirement	$10,525.91	$10,748.17	$12,248.35
515003 - Health Insurance	$32,860.94	$19,809.57	$17,481.98
515004 - Life Insurance	$37.40	$40.80	$59.52
515005 - Disability	$429.99	$402.16	$398.93
515006 - AD&D	$5.50	$6.00	$6.96
521000 - Professional/Contracted Srvs	$36,620.52	($135.34)	$4,488.00
521002 - Legal Fees/Attorney	$0.00	$2,518.50	$6,583.50
522004 - Phone and Internet	$1.35	$1.20	$1.20
531000 - Office Supplies/Equipt	$1,903.70	$2,106.04	$2,495.68
531001 - Postage	$354.73	$148.20	$195.48
531002 - Printing & Copying	$138.13	$200.80	$50.65
532005 - Membership Dues	$125.00	$100.00	$125.00

Revenue & Expense Report

Period: Jan to Sept

533000 - Mileage & Travel	$408.14	$531.06	$551.83
533001 - Education & Training	$16,122.00	$105.00	$175.00
533002 - Registration, Fees, & Tuition	$744.50	$0.00	$0.00
533005 - Meals reimbursed	$0.00	$20.00	$0.00
533006 - Lodging	$354.50	$210.00	$829.92
539000 - Other Expense	$4,149.22	$122.99	$22.00
581001 - Capital Outlay - Furn & Equip	$0.00	$2,723.45	$750.00
10015001 - County Clerk	$283,680.88	$270,169.55	$265,751.71
510000 - Productive Pay	$160,781.15	$164,457.93	$162,128.98
510002 - Overtime	$0.00	$133.56	$0.00
510003 - Non-productive Pay	$12,104.86	$15,291.70	$15,716.32
512000 - Extra Hire	$226.92	$456.80	$521.01
515001 - Social Security	$12,617.47	$13,248.72	$13,060.77
515002 - Retirement	$11,909.62	$12,501.85	$12,759.31
515003 - Health Insurance	$49,347.81	$47,804.82	$50,531.53
515004 - Life Insurance	$60.90	$54.10	$79.36
515005 - Disability	$448.68	$467.20	$414.60
515006 - AD&D	$8.96	$7.95	$9.28
522004 - Phone and Internet	$393.03	$356.52	$224.18
524001 - Support/Maint Agreements	$8,386.15	$1,368.00	$2,415.00
531001 - Postage	$250.17	$558.97	$132.22
531002 - Printing & Copying	$132.92	$90.58	$32.39
532005 - Membership Dues	$140.00	$265.00	$315.00
533000 - Mileage & Travel	$675.36	$1,089.20	$0.00
533002 - Registration, Fees, & Tuition	$345.00	$940.00	$274.00
533006 - Lodging	$603.00	$1,932.97	$124.00
539000 - Other Expense	$7,703.42	$9,143.68	$7,013.76
581001 - Capital Outlay - Furn & Equip	$17,545.46	$0.00	$0.00
10015002 - Elections	$138,226.14	$106,429.84	$148,252.08
510000 - Productive Pay	$703.41	$1,190.20	$834.85
514012 - Board of Canvass Per Diems	$520.00	$455.00	$585.00
515001 - Social Security	$52.53	$86.43	$60.32
515002 - Retirement	$48.55	$82.71	$60.12
515003 - Health Insurance	$106.60	$365.33	$272.97
515004 - Life Insurance	$0.30	$0.30	$0.00
515005 - Disability	$1.82	$3.08	$1.95

Revenue & Expense Report

Period: Jan to Sept

515006 - AD&D	$0.04	$0.05	$0.00
521000 - Professional/Contracted Srvs	$100,662.92	$78,899.93	$120,526.85
531001 - Postage	$64.86	$79.55	$20.38
531002 - Printing & Copying	$139.45	$97.36	$125.79
532001 - Publication-Legal Notices & Pr	$19,195.57	$13,705.59	$16,136.53
533000 - Mileage & Travel	$23.45	$0.00	$0.00
534000 - Operating Supplies	$15,311.16	$9,924.34	$9,627.32
539000 - Other Expense	$1,395.48	$1,539.97	$0.00
10015003 - Property Asessor	$1,675.77	$1,388.21	$2,218.84
533001 - Education & Training	$0.00	$105.00	$0.00
539000 - Other Expense	$1,675.77	$1,283.21	$2,218.84
10015004 - Public Property	$5,698.67	$38,324.10	$13,513.59
531000 - Office Supplies/Equipt	$5,698.67	$4,349.18	$2,334.46
534000 - Operating Supplies	$0.00	$942.53	$2,606.99
553051 - Equip Rental/Lease	$0.00	$8,062.39	$8,572.14
581001 - Capital Outlay - Furn & Equip	$0.00	$24,970.00	$0.00
10015005 - Insurance	$142,364.08	$175,941.62	$219,468.23
515008 - Workers Comp	$24,529.83	$25,162.70	$33,924.81
551002 - Insurance - Liability	$89,192.33	$105,884.59	$106,721.75
551003 - Insurance - Property	$27,113.92	$43,366.33	$45,338.63
551004 - Insurance - Fiber Optic	$1,528.00	$1,528.00	$10,650.00
551007 - Insurance - Cyber Security	$0.00	$0.00	$22,833.04
10015006 - Flex Benefits	$4,985.77	$39,317.95	$18,007.13
515010 - Flex Spending Expense	$4,985.77	$39,317.95	$8,392.02
521006 - Administrative Fees	$0.00	$0.00	$9,615.11
10015007 - Library	$604,693.27	$653,251.10	$703,897.70
572000 - Grants and Contributions	$604,693.27	$653,251.10	$703,897.70
10015008 - Fire Suppression	$0.00	$347.50	$245.00
524010 - Fire/Safety Expense	$0.00	$347.50	$245.00
10015009 - Regional Planning	$49,435.06	$50,423.76	$51,432.23
572000 - Grants and Contributions	$49,435.06	$50,423.76	$51,432.23
10015010 - Veterans' Graves	$4,243.50	$4,041.00	$4,360.50
572000 - Grants and Contributions	$4,243.50	$4,041.00	$4,360.50
10015011 - Wisconsin River Rail Transit	$30,000.00	$30,000.00	$30,000.00
572000 - Grants and Contributions	$30,000.00	$30,000.00	$30,000.00
10016001 - Treasurer	$204,621.87	$199,181.32	$203,810.92

Revenue & Expense Report

Period: Jan to Sept

510000 - Productive Pay	$112,837.35	$110,529.02	$118,871.44
510003 - Non-productive Pay	$7,082.97	$7,375.01	$4,832.42
510004 - Termination Pay	$4,351.65	$0.00	$0.00
515001 - Social Security	$8,893.10	$8,529.16	$8,941.00
515002 - Retirement	$8,274.50	$8,194.32	$8,906.86
515003 - Health Insurance	$40,331.10	$36,694.09	$40,897.21
515004 - Life Insurance	$42.26	$36.82	$55.00
515005 - Disability	$322.97	$297.52	$289.45
515006 - AD&D	$6.21	$5.41	$6.51
521002 - Legal Fees/Attorney	$0.00	$0.00	$874.35
522004 - Phone and Internet	$2.70	$2.40	$2.41
531000 - Office Supplies/Equipt	$1,151.82	$1,734.69	$1,487.27
531001 - Postage	$4,778.60	$5,899.81	$6,183.64
531002 - Printing & Copying	$2.20	$0.67	$0.87
531003 - Postage - Check Distribution	$3,221.79	$3,800.51	$3,504.63
532001 - Publication-Legal Notices & Pr	$705.01	$1,190.44	$995.63
533000 - Mileage & Travel	$1,351.00	$760.00	$917.40
533002 - Registration, Fees, & Tuition	$510.00	$510.00	$519.50
533006 - Lodging	$196.00	$0.00	$196.00
539000 - Other Expense	$0.00	$4,155.00	$0.00
539004 - Personal Prop Taxes Chrgd Back	$44.97	$0.00	$0.00
559002 - Use Value Penalties	$10,515.67	$9,466.45	$6,329.33
10016002 - Tax Deeds	$64.80	$57.60	$2,447.54
539003 - Tax Deed Expense	$64.80	$57.60	$2,447.54
10021001 - Veterans Service Office	$132,180.41	$128,359.00	$127,427.15
510000 - Productive Pay	$84,945.60	$83,963.60	$73,389.56
510003 - Non-productive Pay	$9,144.16	$12,571.44	$14,027.96
510004 - Termination Pay	$0.00	$0.00	$5,228.02
514002 - Committee Per Diems	$360.00	$450.00	$360.00
515001 - Social Security	$6,944.13	$7,059.33	$6,685.66
515002 - Retirement	$6,492.21	$6,709.24	$6,294.11
515003 - Health Insurance	$14,504.58	$15,190.68	$18,122.66
515004 - Life Insurance	$30.60	$27.20	$34.72
515005 - Disability	$244.77	$251.02	$197.72
515006 - AD&D	$4.50	$4.00	$4.04
522004 - Phone and Internet	$0.72	$0.64	$0.63

Revenue & Expense Report

Period: Jan to Sept

524003 - Small Equip Maint/Repair	$0.00	$0.00	$500.00
531000 - Office Supplies/Equipt	$17.95	$105.00	$806.87
531001 - Postage	$426.12	$110.74	$130.42
531002 - Printing & Copying	$27.01	$26.71	$7.85
532005 - Membership Dues	$0.00	$150.00	$0.00
533000 - Mileage & Travel	$403.23	$554.40	$655.93
533002 - Registration, Fees, & Tuition	$175.00	$195.00	$127.00
533005 - Meals reimbursed	$31.84	$0.00	$0.00
533006 - Lodging	$540.00	$490.00	$854.00
539000 - Other Expense	$0.00	$500.00	$0.00
539005 - Grant Expense	$7,887.99	$0.00	$0.00
10021002 - Veterans Relief	$221.00	$3,600.00	$5,210.72
534008 - Veterans Relief	$221.00	$100.00	$1,504.30
539000 - Other Expense	$0.00	$3,500.00	$3,706.42
10021003 - Flags & Markers	$3,499.58	$3,500.00	$3,452.27
539005 - Grant Expense	$3,499.58	$3,500.00	$3,452.27
10022001 - Shared Maintenance	$423,137.24	$449,740.16	$474,343.27
510000 - Productive Pay	$222,015.88	$207,027.41	$217,275.31
510002 - Overtime	$0.00	$438.04	$243.94
510003 - Non-productive Pay	$38,606.72	$47,816.87	$53,959.72
515001 - Social Security	$18,423.09	$17,824.79	$18,955.96
515002 - Retirement	$16,205.58	$17,410.66	$19,524.68
515003 - Health Insurance	$103,168.63	$113,378.92	$118,924.67
515004 - Life Insurance	$96.40	$89.24	$136.31
515005 - Disability	$677.85	$650.08	$633.67
515006 - AD&D	$14.15	$13.11	$15.56
522004 - Phone and Internet	$1,245.63	$1,132.40	$1,101.13
524002 - Vehicle Maint/Repair	$386.27	$153.32	$981.48
524003 - Small Equip Maint/Repair	$2,353.62	$3,695.50	$3,110.69
531000 - Office Supplies/Equipt	$341.77	$2,990.24	$1,260.79
531001 - Postage	$11.66	$7.79	$49.14
533002 - Registration, Fees, & Tuition	$0.00	$99.00	$238.00
534006 - Janitorial Supplies & Services	$9,424.98	$13,319.95	$26,052.56
535001 - Fuel	$6,316.81	$4,419.56	$5,304.62
539000 - Other Expense	$1,056.53	$631.55	$1,838.16
551001 - Insurance - Vehicle	$2,791.67	$2,901.73	$4,736.88

Revenue & Expense Report

Period: Jan to Sept

581012 - Capital Outlay - Buildings	$0.00	$15,740.00	$0.00
10022002 - Administration Bldg Maint	$66,035.48	$115,190.28	$69,770.54
522001 - Water & Sewer	$2,946.54	$3,338.23	$3,282.08
522002 - Lights	$28,799.84	$26,653.67	$28,265.06
522003 - Heat	$6,538.86	$11,511.31	$11,873.83
524001 - Support/Maint Agreements	$6,304.32	$1,246.22	$7,369.65
524004 - Bldg Maint/Repair	$13,991.09	$39,513.41	$15,097.81
524005 - Grounds Maintenance	$350.00	$345.27	$0.00
524008 - Elevator Maintenance	$2,922.67	$3,090.81	$1,972.58
524009 - Pest Control	$1,752.00	$600.00	$640.00
524011 - Garbage Collection/Recycling	$2,430.16	$2,430.16	$1,269.53
581012 - Capital Outlay - Buildings	$0.00	$26,461.20	$0.00
10022003 - Courthouse Maintenance	$199,504.05	$68,332.82	$70,795.26
522001 - Water & Sewer	$3,111.39	$3,662.04	$3,369.04
522002 - Lights	$21,283.88	$22,443.57	$22,581.74
522003 - Heat	$7,969.72	$8,791.98	$11,339.39
524001 - Support/Maint Agreements	$2,871.92	$1,606.45	$3,180.53
524004 - Bldg Maint/Repair	$7,353.54	$12,103.05	$16,272.87
524005 - Grounds Maintenance	$1,876.54	$2,888.75	$1,088.00
524008 - Elevator Maintenance	$2,240.49	$1,759.08	$3,379.63
524009 - Pest Control	$0.00	$600.00	$640.00
524011 - Garbage Collection/Recycling	$2,292.82	$2,292.82	$2,246.06
581012 - Capital Outlay - Buildings	$150,503.75	$12,185.08	$6,698.00
10022004 - CSB Maintenance	$127,543.38	$154,743.94	$150,234.64
522001 - Water & Sewer	$15,142.78	$19,296.15	$21,747.09
522002 - Lights	$50,086.81	$52,991.62	$59,693.60
522003 - Heat	$16,931.41	$21,126.82	$24,888.31
524001 - Support/Maint Agreements	$12,238.90	$9,208.55	$15,031.07
524004 - Bldg Maint/Repair	$6,086.65	$42,696.17	$15,167.20
524005 - Grounds Maintenance	$1,746.81	$1,996.89	$6,048.98
524008 - Elevator Maintenance	$102.25	$0.00	$0.00
524009 - Pest Control	$1,680.00	$1,740.00	$1,800.00
524011 - Garbage Collection/Recycling	$5,567.77	$5,687.74	$5,858.39
581012 - Capital Outlay - Buildings	$17,960.00	$0.00	$0.00
10022005 - Orchard Manor Maintenance	$651,610.32	$183,541.41	$181,452.05
510000 - Productive Pay	$120,052.67	$121,367.51	$118,806.91

Revenue & Expense Report

Period: Jan to Sept

510002 - Overtime	$0.00	$0.00	$652.07
510003 - Non-productive Pay	$2,427.76	$1,055.52	$306.80
515001 - Social Security	$8,700.02	$8,758.54	$8,611.21
515002 - Retirement	$8,451.29	$8,508.30	$8,623.07
515003 - Health Insurance	$43,057.69	$36,908.42	$44,115.05
515004 - Life Insurance	$42.95	$37.09	$51.86
515005 - Disability	$318.47	$309.03	$278.80
515006 - AD&D	$6.34	$5.43	$6.28
521000 - Professional/Contracted Srvs	$9,493.12	$0.00	$0.00
522001 - Water & Sewer	$4,934.79	$0.00	$0.00
522002 - Lights	$105,149.46	$0.00	$0.00
522003 - Heat	$27,561.66	$0.00	$0.00
524001 - Support/Maint Agreements	$1,488.80	$0.00	$0.00
524002 - Vehicle Maint/Repair	$50.75	$0.00	$0.00
524003 - Small Equip Maint/Repair	$474.85	$0.00	$0.00
524004 - Bldg Maint/Repair	$31,932.51	$4,831.57	$0.00
524005 - Grounds Maintenance	$4,157.41	$0.00	$0.00
524008 - Elevator Maintenance	$3,313.71	$0.00	$0.00
524009 - Pest Control	$1,700.00	$1,760.00	$0.00
524010 - Fire/Safety Expense	$4,001.00	$0.00	$0.00
534000 - Operating Supplies	$14,729.41	$0.00	$0.00
581012 - Capital Outlay - Buildings	$259,565.66	$0.00	$0.00
10022006 - Communications Towers	$9,700.13	$20,173.03	$24,170.62
510000 - Productive Pay	$2,388.57	$5,844.26	$5,046.70
515001 - Social Security	$175.33	$423.28	$389.91
515002 - Retirement	$164.80	$406.23	$385.46
515003 - Health Insurance	$569.57	$1,504.15	$1,406.08
515004 - Life Insurance	$0.81	$1.36	$2.00
515005 - Disability	$6.20	$15.15	$12.56
515006 - AD&D	$0.12	$0.23	$0.24
522002 - Lights	$4,479.50	$9,559.75	$14,537.02
524004 - Bldg Maint/Repair	$1,875.28	$1,753.12	$1,765.15
524005 - Grounds Maintenance	$39.95	$665.50	$625.50
10022007 - ADRC Bldg Maint	$147.04	$207.66	$200.76
524004 - Bldg Maint/Repair	$147.04	$207.66	$200.76
10022008 - UCS Annex Maintenance	$51,614.33	$48,607.44	$32,837.88

Revenue & Expense Report

Period: Jan to Sept

510000 - Productive Pay	$10,448.88	$11,201.24	$17,102.40
515001 - Social Security	$756.04	$797.71	$1,219.34
515002 - Retirement	$720.99	$778.53	$1,231.38
515003 - Health Insurance	$2,424.04	$3,244.36	$5,201.66
515004 - Life Insurance	$3.04	$3.21	$8.23
515005 - Disability	$27.15	$29.06	$40.07
515006 - AD&D	$0.45	$0.48	$1.12
522001 - Water & Sewer	$414.48	$767.71	$0.00
522002 - Lights	$1,681.47	$7,880.69	$0.00
522003 - Heat	$1,897.47	$4,106.58	$0.00
524001 - Support/Maint Agreements	$0.00	$0.00	$881.76
524004 - Bldg Maint/Repair	$10,692.70	$9,914.17	$4,357.34
524005 - Grounds Maintenance	$648.00	$345.27	$1,770.58
524009 - Pest Control	$0.00	$0.00	$1,024.00
524011 - Garbage Collection/Recycling	$1,512.00	$2,016.00	$0.00
581012 - Capital Outlay - Buildings	$20,387.62	$7,522.43	$0.00
10022009 - UCS Bldg Maintenance	$0.00	$0.00	$18,868.67
524001 - Support/Maint Agreements	$0.00	$0.00	$4,962.01
524004 - Bldg Maint/Repair	$0.00	$0.00	$5,676.12
524005 - Grounds Maintenance	$0.00	$0.00	$5,194.96
524009 - Pest Control	$0.00	$0.00	$480.00
524011 - Garbage Collection/Recycling	$0.00	$0.00	$2,555.58
10023001 - Finance	$325,559.49	$411,305.55	$354,013.61
510000 - Productive Pay	$133,809.48	$155,381.93	$168,835.97
510003 - Non-productive Pay	$11,569.39	$17,008.12	$24,493.12
510004 - Termination Pay	$1,807.37	$0.00	$0.00
515001 - Social Security	$10,550.41	$12,523.44	$13,429.17
515002 - Retirement	$8,071.66	$11,981.09	$13,919.69
515003 - Health Insurance	$28,901.13	$23,115.05	$43,612.72
515004 - Life Insurance	$25.74	$35.70	$64.09
515005 - Disability	$321.55	$426.02	$452.47
515006 - AD&D	$3.77	$5.21	$7.32
521000 - Professional/Contracted Srvs	$0.00	$81,215.30	$0.00
521001 - Accounting & Auditing Fees	$123,340.15	$104,927.00	$84,365.60
522004 - Phone and Internet	$0.72	$0.64	$0.63
531000 - Office Supplies/Equipt	$482.11	$278.56	$1,254.29

Revenue & Expense Report

Period: Jan to Sept

531001 - Postage	$345.79	$238.57	$180.89
531002 - Printing & Copying	$137.47	$50.55	$17.82
532006 - Advertising & Recruiting	$0.00	$300.00	$1,608.23
533000 - Mileage & Travel	$21.98	$848.64	$852.33
533005 - Meals reimbursed	$120.23	$153.46	$89.35
533006 - Lodging	$0.00	$1,665.92	$829.92
539000 - Other Expense	$6,050.54	$1,150.35	$0.00
10024001 - Information Technology	$932,080.39	$1,074,454.33	$985,572.80
510000 - Productive Pay	$228,242.85	$267,770.11	$277,320.77
510003 - Non-productive Pay	$25,705.18	$36,099.88	$42,364.54
515001 - Social Security	$18,447.35	$22,010.57	$23,377.47
515002 - Retirement	$17,522.15	$21,118.75	$23,017.51
515003 - Health Insurance	$71,083.90	$77,307.62	$64,202.23
515004 - Life Insurance	$73.10	$74.80	$119.04
515005 - Disability	$660.15	$751.13	$747.98
515006 - AD&D	$10.75	$11.00	$14.32
522004 - Phone and Internet	$0.72	$0.64	$0.63
524001 - Support/Maint Agreements	$424,126.46	$461,027.90	$514,653.29
531001 - Postage	$85.49	$0.00	$0.00
533000 - Mileage & Travel	$1,243.92	$309.87	$0.00
533002 - Registration, Fees, & Tuition	$1,235.80	$2,070.00	$1,630.00
533005 - Meals reimbursed	$205.07	$0.00	$0.00
533006 - Lodging	$4,556.94	$2,567.99	$4,059.45
539002 - Information Tech Supplies	$12,325.68	$10,139.00	$10,188.93
581001 - Capital Outlay - Furn & Equip	$126,554.88	$141,463.78	$10,932.86
581004 - Capital Outlay - Software	$0.00	$31,731.29	$12,943.78
Net Income:	**($157,997.59)**	**$1,493,110.61**	**$1,640,882.57**

09 2026 YTD Budget Report
Executive Committee

ORG	OBJ	ACCOUNT DESCRIPTION	TYPE	ORIGINAL APPROP	TRANFRS/ADJSMT	REVISED BUDGET	YTD ACTUAL	% USED
10010001	499999	Co Fnd App	R	(44,412.00)	-	(44,412.00)	(44,412.00)	100.00
10010001	510000	FTSalaries	E	38,250.00	-	38,250.00	38,618.72	101.00
10010001	515001	Soc Sec	E	2,926.00	-	2,926.00	2,954.31	101.00
10010001	515002	Retirement	E	1,252.00	-	1,252.00	2,780.58	222.10
10010001	515004	Life Ins	E	22.00	-	22.00	9.92	45.10
10010001	515006	AD&D	E	4.00	-	4.00	1.12	28.00
10010001	522004	PhoneInter	E	-	-	-	0.63	100.00
10010001	531001	Postage	E	18.00	-	18.00	1.48	8.20
10010001	531002	Print/Copy	E	90.00	-	90.00	15.61	17.30
10010001	533000	MilageTrav	E	-	-	-	2,527.47	100.00
10010001	533002	RegFeeTuit	E	1,200.00	-	1,200.00	255.00	21.30
10010001	533006	Lodging	E	650.00	-	650.00	507.00	78.00
10010001		Total 10010001 County Board Chair		-	-	-	3,259.84	107.00
10010002	499999	Co Fnd App	R	(77,342.00)	-	(77,342.00)	(77,342.00)	100.00
10010002	514001	Cty Brd PD	E	16,000.00	-	16,000.00	12,166.00	76.00
10010002	514002	Comm PD	E	23,750.00	(6,042.31)	17,707.69	6,345.72	35.80
10010002	515001	Soc Sec	E	3,040.00	-	3,040.00	1,401.27	46.10
10010002	515004	Life Ins	E	260.00	-	260.00	299.96	115.40
10010002	515006	AD&D	E	42.00	-	42.00	36.60	87.10
10010002	532001	LegalPubs	E	2,750.00	-	2,750.00	1,258.66	45.80
10010002	532005	Memb Dues	E	11,900.00	1,042.31	12,942.31	12,942.31	100.00
10010002	533000	MilageTrav	E	12,500.00	-	12,500.00	5,396.92	43.20
10010002	533002	RegFeeTuit	E	2,200.00	-	2,200.00	735.00	33.40
10010002	533006	Lodging	E	2,900.00	-	2,900.00	1,539.00	53.10
10010002	539000	OtherSupps	E	2,000.00	-	2,000.00	3,040.37	152.00
10010002		Total 10010002 County Board		-	(5,000.00)	(5,000.00)	(32,180.19)	58.39
10011001	499999	Co Fnd App	R	(196,710.00)	-	(196,710.00)	(196,710.00)	100.00
10011001	510000	FTSalaries	E	125,960.00	-	125,960.00	92,989.24	73.80
10011001	510003	NonProdPay	E	17,240.00	-	17,240.00	11,631.24	67.50
10011001	515001	Soc Sec	E	10,975.00	-	10,975.00	7,590.11	69.20
10011001	515002	Retirement	E	10,310.00	-	10,310.00	7,532.70	73.10
10011001	515003	Health Ins	E	28,275.00	-	28,275.00	20,204.87	71.50
10011001	515004	Life Ins	E	30.00	-	30.00	19.84	66.10
10011001	515005	Disability	E	340.00	-	340.00	244.87	72.00
10011001	515006	AD&D	E	5.00	-	5.00	2.32	46.40
10011001	531000	OfficeSupp	E	100.00	-	100.00	75.72	75.70
10011001	531001	Postage	E	75.00	-	75.00	15.99	21.30
10011001	531002	Print/Copy	E	100.00	300.00	400.00	349.28	87.30
10011001	532003	BksPubSubs	E	350.00	-	350.00	144.00	41.10

09 2026 YTD Budget Report
Executive Committee

10011001	532005	Memb Dues	E	300.00	-	300.00	-	0.00
10011001	533000	MilageTrav	E	650.00	(300.00)	350.00	169.65	48.50
10011001	533001	Educ/Train	E	500.00	-	500.00	-	0.00
10011001	533002	RegFeeTuit	E	750.00	-	750.00	180.00	24.00
10011001	533006	Lodging	E	750.00	-	750.00	149.00	19.90
10011001		Total 10011001 Administration		-	-	-	(55,411.17)	71.83
10012001	499999	Co Fnd App	R	(330,322.00)	-	(330,322.00)	(330,322.00)	100.00
10012001	510000	FTSalaries	E	199,100.00	-	199,100.00	142,796.32	71.70
10012001	510003	NonProdPay	E	35,000.00	-	35,000.00	27,319.14	78.10
10012001	510036	SL Buyback	E	1,652.00	-	1,652.00	-	0.00
10012001	515001	Soc Sec	E	18,100.00	-	18,100.00	12,445.37	68.80
10012001	515002	Retirement	E	16,990.00	-	16,990.00	12,248.35	72.10
10012001	515003	Health Ins	E	24,450.00	-	24,450.00	17,481.98	71.50
10012001	515004	Life Ins	E	90.00	-	90.00	59.52	66.10
10012001	515005	Disability	E	556.00	-	556.00	398.93	71.80
10012001	515006	AD&D	E	14.00	-	14.00	6.96	49.70
10012001	521000	Cont Serv	E	16,000.00	(5,000.00)	11,000.00	4,488.00	40.80
10012001	521002	Attorney	E	5,000.00	1,583.50	6,583.50	6,583.50	100.00
10012001	522004	PhoneInter	E	2.00	-	2.00	1.20	60.00
10012001	531000	OfficeSupp	E	2,500.00	-	2,500.00	2,495.68	99.80
10012001	531001	Postage	E	400.00	-	400.00	195.48	48.90
10012001	531002	Print/Copy	E	250.00	-	250.00	50.65	20.30
10012001	532003	BksPubSubs	E	300.00	-	300.00	-	0.00
10012001	532005	Memb Dues	E	300.00	-	300.00	125.00	41.70
10012001	533000	MilageTrav	E	2,200.00	-	2,200.00	551.83	25.10
10012001	533001	Educ/Train	E	2,500.00	(1,583.50)	916.50	175.00	19.10
10012001	533002	RegFeeTuit	E	500.00	-	500.00	-	0.00
10012001	533005	Meals	E	200.00	-	200.00	-	0.00
10012001	533006	Lodging	E	2,750.00	-	2,750.00	829.92	30.20
10012001	539000	OtherSupps	E	250.00	-	250.00	22.00	8.80
10012001	581001	CO FurnEq	E	1,218.00	-	1,218.00	750.00	61.60
10012001		Total 10012001 Human Resources		-	(5,000.00)	(5,000.00)	(101,297.17)	69.33
10015001	412210	RetSaleTax	R	(120.00)	-	(120.00)	(98.17)	81.80
10015001	442010	FeeMarriag	R	(6,000.00)	-	(6,000.00)	(5,270.00)	87.80
10015001	480100	Misc Rev	R	(2,000.00)	-	(2,000.00)	(1,362.41)	68.10
10015001	481105	DividendIn	R	(100.00)	-	(100.00)	-	0.00
10015001	482150	Rentl Inc	R	(6,000.00)	-	(6,000.00)	(4,500.00)	75.00
10015001	499999	Co Fnd App	R	(1,652,312.53)	-	(1,652,312.53)	(1,652,312.53)	100.00
10015001	510000	FTSalaries	E	243,160.00	-	243,160.00	162,128.98	66.70
10015001	510003	NonProdPay	E	17,000.00	-	17,000.00	15,716.32	92.40

09 2026 YTD Budget Report
Executive Committee

10015001	510036	SL Buyback	E	1,430.00	-	1,430.00	-	0.00
10015001	512000	Extra Hire	E	-	-	-	521.01	100.00
10015001	515001	Soc Sec	E	19,905.00	-	19,905.00	13,060.77	65.60
10015001	515002	Retirement	E	18,590.00	-	18,590.00	12,759.31	68.60
10015001	515003	Health Ins	E	70,595.00	-	70,595.00	50,531.53	71.60
10015001	515004	Life Ins	E	120.00	-	120.00	79.36	66.10
10015001	515005	Disability	E	610.00	-	610.00	414.60	68.00
10015001	515006	AD&D	E	18.50	-	18.50	9.28	50.20
10015001	522004	PhoneInter	E	525.00	-	525.00	224.18	42.70
10015001	524001	Supp Agrmt	E	5,000.00	-	5,000.00	2,415.00	48.30
10015001	531001	Postage	E	500.00	-	500.00	132.22	26.40
10015001	531002	Print/Copy	E	500.00	-	500.00	32.39	6.50
10015001	532005	Memb Dues	E	315.00	-	315.00	315.00	100.00
10015001	533002	RegFeeTuit	E	1,550.00	-	1,550.00	274.00	17.70
10015001	533006	Lodging	E	4,000.00	-	4,000.00	124.00	3.10
10015001	539000	OtherSupps	E	10,000.00	-	10,000.00	7,013.76	70.10
10015001		Total 10015001 County Clerk		(1,272,714.03)	-	(1,272,714.03)	(1,397,791.40)	109.82
10015002	473000	Intrg Chrg	R	(14,000.00)	-	(14,000.00)	(14,985.59)	107.00
10015002	510000	FTSalaries	E	1,200.00	-	1,200.00	834.85	69.60
10015002	514012	CanvassPD	E	1,300.00	-	1,300.00	585.00	45.00
10015002	515001	Soc Sec	E	92.00	-	92.00	60.32	65.60
10015002	515002	Retirement	E	90.00	-	90.00	60.12	66.80
10015002	515003	Health Ins	E	380.00	-	380.00	272.97	71.80
10015002	515004	Life Ins	E	0.50	-	0.50	-	0.00
10015002	515005	Disability	E	3.50	-	3.50	1.95	55.70
10015002	515006	AD&D	E	0.10	-	0.10	-	0.00
10015002	521000	Cont Serv	E	180,000.00	-	180,000.00	120,526.85	67.00
10015002	531001	Postage	E	250.00	-	250.00	20.38	8.20
10015002	531002	Print/Copy	E	500.00	-	500.00	125.79	25.20
10015002	532001	LegalPubs	E	30,000.00	-	30,000.00	16,136.53	53.80
10015002	534000	OperatSupp	E	19,000.00	-	19,000.00	9,627.32	50.70
10015002		Total 10015002 Elections		218,816.10	-	218,816.10	133,266.49	60.90
10015003	533001	Educ/Train	E	500.00	-	500.00	-	0.00
10015003	539000	OtherSupps	E	6,000.00	-	6,000.00	2,218.84	37.00
10015003		Total 10015003 Property Asessor		6,500.00	-	6,500.00	2,218.84	34.14
10015004	531000	OfficeSupp	E	6,000.00	-	6,000.00	2,334.46	38.90
10015004	534000	OperatSupp	E	5,000.00	-	5,000.00	2,606.99	52.10
10015004	553051	Equip Rent	E	10,000.00	-	10,000.00	8,572.14	85.70
10015004		Total 10015004 Public Property		21,000.00	-	21,000.00	13,513.59	64.35
10015005	515008	Wrkr Comp	E	52,500.00	-	52,500.00	33,924.81	64.60

09 2026 YTD Budget Report
Executive Committee

10015005	521002	Attorney	E	1,000.00	-	1,000.00	-	0.00
10015005	551002	Liab Ins	E	117,000.00	-	117,000.00	106,721.75	91.20
10015005	551003	Prop Ins	E	46,000.00	-	46,000.00	45,338.63	98.60
10015005	551004	Fiber Ins	E	10,000.00	-	10,000.00	10,650.00	106.50
10015005	551007	Cyber Ins	E	-	-	-	22,833.04	100.00
10015005	559001	Emp Bond	E	468.00	-	468.00	-	0.00
10015005		Total 10015005 Insurance		226,968.00	-	226,968.00	219,468.23	96.69
10015006	489001	FlexUnclmd	R	-	-	-	(44,614.83)	100.00
10015006	515010	FlexExcess	E	9,500.00	-	9,500.00	8,392.02	88.30
10015006	521006	FlexFees	E	-	-	-	9,615.11	100.00
10015006		Total 10015006 Flex Benefits		9,500.00	-	9,500.00	(26,607.70)	-280.08
10015007	572000	SupExtOrg	E	703,897.70	-	703,897.70	703,897.70	100.00
10015007		Total 10015007 Library		703,897.70	-	703,897.70	703,897.70	100.00
10015008	524010	FireSafety	E	-	-	-	245.00	100.00
10015008		Total 10015008 Fire Suppression		-	-	-	245.00	100.00
10015009	572000	SupExtOrg	E	51,432.23	-	51,432.23	51,432.23	100.00
10015009		Total 10015009 Regional Planning		51,432.23	-	51,432.23	51,432.23	100.00
10015010	572000	SupExtOrg	E	4,600.00	-	4,600.00	4,360.50	94.80
10015010		Total 10015010 Veterans' Graves		4,600.00	-	4,600.00	4,360.50	94.80
10015011	572000	SupExtOrg	E	30,000.00	-	30,000.00	30,000.00	100.00
10015011		Total 10015011 Wisconsin River Rail		30,000.00	-	30,000.00	30,000.00	100.00
10016001	411500	PrvFrstCrp	R	(32,000.00)	-	(32,000.00)	(38,183.56)	119.30
10016001	418000	IntrstTax	R	(150,000.00)	-	(150,000.00)	(171,103.67)	114.10
10016001	436400	SevYldW/D	R	(18,000.00)	-	(18,000.00)	(12,658.67)	70.30
10016001	436600	PILT DNR	R	(22,000.00)	-	(22,000.00)	(23,408.29)	106.40
10016001	436610	PILT Feder	R	(37,000.00)	-	(37,000.00)	(29,319.00)	79.20
10016001	451040	BadChkPen	R	(60.00)	-	(60.00)	(140.00)	233.30
10016001	480100	Misc Rev	R	(9,200.00)	-	(9,200.00)	(8,583.08)	93.30
10016001	481000	Int on Inv	R	(800,000.00)	-	(800,000.00)	(788,719.60)	98.60
10016001	481001	Int OM Inv	R	(8,200.00)	-	(8,200.00)	(6,339.91)	77.30
10016001	499999	Co Fnd App	R	807,069.25	-	807,069.25	807,069.25	100.00
10016001	510000	FTSalaries	E	152,910.00	-	152,910.00	118,871.44	77.70
10016001	510003	NonProdPay	E	9,000.00	-	9,000.00	4,832.42	53.70
10016001	510036	SL Buyback	E	740.00	-	740.00	-	0.00
10016001	515001	Soc Sec	E	12,450.00	-	12,450.00	8,941.00	71.80
10016001	515002	Retirement	E	11,720.00	-	11,720.00	8,906.86	76.00
10016001	515003	Health Ins	E	51,730.00	-	51,730.00	40,897.21	79.10
10016001	515004	Life Ins	E	75.00	-	75.00	55.00	73.30
10016001	515005	Disability	E	390.00	-	390.00	289.45	74.20
10016001	515006	AD&D	E	12.00	-	12.00	6.51	54.30

09 2026 YTD Budget Report
Executive Committee

10016001	521002	Attorney	E	-	-	-	874.35	100.00
10016001	522004	PhoneInter	E	3.75	-	3.75	2.41	64.30
10016001	531000	OfficeSupp	E	2,000.00	-	2,000.00	1,487.27	74.40
10016001	531001	Postage	E	7,000.00	-	7,000.00	6,183.64	88.30
10016001	531002	Print/Copy	E	10.00	-	10.00	0.87	8.70
10016001	531003	Postage	E	4,700.00	-	4,700.00	3,504.63	74.60
10016001	532001	LegalPubs	E	1,500.00	-	1,500.00	995.63	66.40
10016001	533000	MilageTrav	E	2,200.00	-	2,200.00	917.40	41.70
10016001	533002	RegFeeTuit	E	600.00	-	600.00	519.50	86.60
10016001	533006	Lodging	E	850.00	-	850.00	196.00	23.10
10016001	559002	UseValPen	E	9,000.00	-	9,000.00	6,329.33	70.30
10016001		Total 10016001 Treasurer		(2,500.00)	-	(2,500.00)	(67,575.61)	2,703.02
10016002	539003	TaxDeedExp	E	2,500.00	-	2,500.00	2,447.54	97.90
10016002		Total 10016002 Tax Deeds		2,500.00	-	2,500.00	2,447.54	97.90
10021001	435600	St DHS SS	R	(16,600.00)	-	(16,600.00)	(16,600.00)	100.00
10021001	499999	Co Fnd App	R	(173,730.00)	-	(173,730.00)	(173,730.00)	100.00
10021001	510000	FTSalaries	E	120,910.00	-	120,910.00	73,389.56	60.70
10021001	510003	NonProdPay	E	14,000.00	-	14,000.00	14,027.96	100.20
10021001	510004	TermPay	E	-	-	-	5,228.02	100.00
10021001	514002	Comm PD	E	1,080.00	-	1,080.00	360.00	33.30
10021001	515001	Soc Sec	E	10,320.00	-	10,320.00	6,685.66	64.80
10021001	515002	Retirement	E	9,715.00	-	9,715.00	6,294.11	64.80
10021001	515003	Health Ins	E	22,510.00	8,000.00	30,510.00	18,122.66	59.40
10021001	515004	Life Ins	E	60.00	-	60.00	34.72	57.90
10021001	515005	Disability	E	325.00	-	325.00	197.72	60.80
10021001	515006	AD&D	E	10.00	-	10.00	4.04	40.40
10021001	522004	PhoneInter	E	-	1.00	1.00	0.63	63.00
10021001	524003	SmEqupMain	E	500.00	-	500.00	500.00	100.00
10021001	531000	OfficeSupp	E	500.00	450.00	950.00	806.87	84.90
10021001	531001	Postage	E	600.00	-	600.00	130.42	21.70
10021001	531002	Print/Copy	E	250.00	-	250.00	7.85	3.10
10021001	532005	Memb Dues	E	350.00	-	350.00	-	0.00
10021001	533000	MilageTrav	E	600.00	50.00	650.00	655.93	100.90
10021001	533002	RegFeeTuit	E	1,250.00	(451.00)	799.00	127.00	15.90
10021001	533005	Meals	E	400.00	-	400.00	-	0.00
10021001	533006	Lodging	E	1,000.00	(50.00)	950.00	854.00	89.90
10021001	539000	OtherSupps	E	350.00	-	350.00	-	0.00
10021001		Total 10021001 Veterans Service Off		(5,600.00)	8,000.00	2,400.00	(62,902.85)	66.12
10021002	485000	Donations	R	-	-	-	(1,665.00)	100.00
10021002	534008	Vet Relief	E	2,100.00	-	2,100.00	1,504.30	71.60

09 2026 YTD Budget Report
Executive Committee

10021002	539000	OtherSupps	E	-	-	-	3,706.42	100.00
10021002		Total 10021002 Veterans Relief		2,100.00	-	2,100.00	3,545.72	168.84
10021003	539005	Grant Exp	E	3,500.00	-	3,500.00	3,452.27	98.60
10021003		Total 10021003 Flags & Markers		3,500.00	-	3,500.00	3,452.27	98.60
10022001	480100	Misc Rev	R	-	-	-	(9,273.06)	100.00
10022001	499999	Co Fnd App	R	(1,389,927.00)	-	(1,389,927.00)	(1,389,927.00)	100.00
10022001	510000	FTSalaries	E	297,100.00	-	297,100.00	217,275.31	73.10
10022001	510002	Overtime	E	-	-	-	243.94	100.00
10022001	510003	NonProdPay	E	60,000.00	-	60,000.00	53,959.72	89.90
10022001	510036	SL Buyback	E	5,900.00	-	5,900.00	-	0.00
10022001	515001	Soc Sec	E	27,300.00	-	27,300.00	18,955.96	69.40
10022001	515002	Retirement	E	25,500.00	-	25,500.00	19,524.68	76.60
10022001	515003	Health Ins	E	159,400.00	-	159,400.00	118,924.67	74.60
10022001	515004	Life Ins	E	228.00	-	228.00	136.31	59.80
10022001	515005	Disability	E	880.00	-	880.00	633.67	72.00
10022001	515006	AD&D	E	33.00	-	33.00	15.56	47.20
10022001	522004	PhoneInter	E	2,700.00	(1,500.00)	1,200.00	1,101.13	91.80
10022001	524002	Veh Maint	E	4,000.00	(2,500.00)	1,500.00	981.48	65.40
10022001	524003	SmEqupMain	E	4,700.00	(1,000.00)	3,700.00	3,110.69	84.10
10022001	531000	OfficeSupp	E	3,000.00	(1,200.00)	1,800.00	1,260.79	70.00
10022001	531001	Postage	E	50.00	-	50.00	49.14	98.30
10022001	533002	RegFeeTuit	E	2,500.00	(1,500.00)	1,000.00	238.00	23.80
10022001	534006	Janitorial	E	19,000.00	12,200.00	31,200.00	26,052.56	83.50
10022001	535001	Fuel	E	7,700.00	-	7,700.00	5,304.62	68.90
10022001	539000	OtherSupps	E	3,000.00	-	3,000.00	1,838.16	61.30
10022001	551001	VehicleIns	E	3,250.00	-	3,250.00	4,736.88	145.80
10022001	581012	CO Bldg	E	155,500.00	-	155,500.00	-	0.00
10022001		Total 10022001 Shared Maintenance		(608,186.00)	4,500.00	(603,686.00)	(924,856.79)	60.33
10022002	522001	WaterSewer	E	4,300.00	-	4,300.00	3,282.08	76.30
10022002	522002	Lights	E	36,000.00	-	36,000.00	28,265.06	78.50
10022002	522003	Heat	E	17,000.00	-	17,000.00	11,873.83	69.80
10022002	524001	Supp Agrmt	E	7,300.00	(2,500.00)	4,800.00	7,369.65	153.50
10022002	524004	Bldg Maint	E	17,000.00	-	17,000.00	15,097.81	88.80
10022002	524005	Grnd Maint	E	500.00	-	500.00	-	0.00
10022002	524008	Elevator	E	3,800.00	-	3,800.00	1,972.58	51.90
10022002	524009	Pest Contr	E	1,900.00	(1,000.00)	900.00	640.00	71.10
10022002	524011	Garbage	E	2,700.00	(1,000.00)	1,700.00	1,269.53	74.70
10022002		Total 10022002 Administration Bldg		90,500.00	(4,500.00)	86,000.00	69,770.54	81.13
10022003	522001	WaterSewer	E	6,500.00	-	6,500.00	3,369.04	51.80
10022003	522002	Lights	E	30,000.00	-	30,000.00	22,581.74	75.30

09 2026 YTD Budget Report
Executive Committee

10022003	522003	Heat	E	15,000.00	-	15,000.00	11,339.39	75.60
10022003	524001	Supp Agrmt	E	6,000.00	-	6,000.00	3,180.53	53.00
10022003	524004	Bldg Maint	E	20,000.00	-	20,000.00	16,272.87	81.40
10022003	524005	Grnd Maint	E	7,000.00	-	7,000.00	1,088.00	15.50
10022003	524008	Elevator	E	6,000.00	-	6,000.00	3,379.63	56.30
10022003	524009	Pest Contr	E	1,000.00	-	1,000.00	640.00	64.00
10022003	524011	Garbage	E	2,500.00	-	2,500.00	2,246.06	89.80
10022003	581012	CO Bldg	E	53,000.00	-	53,000.00	6,698.00	12.60
10022003		Total 10022003 Courthouse Maintenan		147,000.00	-	147,000.00	70,795.26	48.16
10022004	522001	WaterSewer	E	32,000.00	-	32,000.00	21,747.09	68.00
10022004	522002	Lights	E	70,000.00	-	70,000.00	59,693.60	85.30
10022004	522003	Heat	E	36,000.00	-	36,000.00	24,888.31	69.10
10022004	524001	Supp Agrmt	E	15,000.00	-	15,000.00	15,031.07	100.20
10022004	524004	Bldg Maint	E	23,000.00	-	23,000.00	15,167.20	65.90
10022004	524005	Grnd Maint	E	7,000.00	-	7,000.00	6,048.98	86.40
10022004	524009	Pest Contr	E	2,200.00	-	2,200.00	1,800.00	81.80
10022004	524011	Garbage	E	5,800.00	-	5,800.00	5,858.39	101.00
10022004		Total 10022004 CSB Maintenance		191,000.00	-	191,000.00	150,234.64	78.66
10022005	492900	ConCenServ	R	(276,054.00)	-	(276,054.00)	(161,393.20)	58.50
10022005	510000	FTSalaries	E	173,550.00	-	173,550.00	118,806.91	68.50
10022005	510002	Overtime	E	-	-	-	652.07	100.00
10022005	510003	NonProdPay	E	2,500.00	-	2,500.00	306.80	12.30
10022005	515001	Soc Sec	E	13,475.00	-	13,475.00	8,611.21	63.90
10022005	515002	Retirement	E	12,675.00	-	12,675.00	8,623.07	68.00
10022005	515003	Health Ins	E	73,300.00	-	73,300.00	44,115.05	60.20
10022005	515004	Life Ins	E	90.00	-	90.00	51.86	57.60
10022005	515005	Disability	E	450.00	-	450.00	278.80	62.00
10022005	515006	AD&D	E	14.00	-	14.00	6.28	44.90
10022005		Total 10022005 Orchard Manor Mainte		-	-	-	20,058.85	
10022006	510000	FTSalaries	E	7,500.00	-	7,500.00	5,046.70	67.30
10022006	515001	Soc Sec	E	500.00	-	500.00	389.91	78.00
10022006	515002	Retirement	E	500.00	-	500.00	385.46	77.10
10022006	515003	Health Ins	E	2,000.00	-	2,000.00	1,406.08	70.30
10022006	515004	Life Ins	E	2.00	-	2.00	2.00	100.00
10022006	515005	Disability	E	20.00	-	20.00	12.56	62.80
10022006	515006	AD&D	E	1.00	-	1.00	0.24	24.00
10022006	522002	Lights	E	10,000.00	-	10,000.00	14,537.02	145.40
10022006	524004	Bldg Maint	E	-	-	-	1,765.15	100.00
10022006	524005	Grnd Maint	E	-	-	-	625.50	100.00
10022006		Total 10022006 Communications Tower		20,523.00	-	20,523.00	24,170.62	117.77

09 2026 YTD Budget Report
Executive Committee

10022007	524004	Bldg Maint	E	-	-	-	200.76	100.00
10022007		Total 10022007 ADRC Bldg Maint		-	-	-	200.76	200.76
10022008	510000	FTSalaries	E	15,000.00	-	15,000.00	17,102.40	114.00
10022008	515001	Soc Sec	E	2,000.00	-	2,000.00	1,219.34	61.00
10022008	515002	Retirement	E	1,000.00	-	1,000.00	1,231.38	123.10
10022008	515003	Health Ins	E	5,000.00	-	5,000.00	5,201.66	104.00
10022008	515004	Life Ins	E	5.00	-	5.00	8.23	164.60
10022008	515005	Disability	E	75.00	-	75.00	40.07	53.40
10022008	515006	AD&D	E	1.00	-	1.00	1.12	112.00
10022008	524001	Supp Agrmt	E	3,000.00	-	3,000.00	881.76	29.40
10022008	524004	Bldg Maint	E	15,000.00	-	15,000.00	4,357.34	29.00
10022008	524005	Grnd Maint	E	5,000.00	-	5,000.00	1,770.58	35.40
10022008	524009	Pest Contr	E	-	-	-	1,024.00	100.00
10022008		Total 10022008 UCS Annex Maintenanc		46,081.00	-	46,081.00	32,837.88	71.26
10022009	510000	FTSalaries	E	30,000.00	-	30,000.00	-	0.00
10022009	515001	Soc Sec	E	2,000.00	-	2,000.00	-	0.00
10022009	515002	Retirement	E	1,500.00	-	1,500.00	-	0.00
10022009	515003	Health Ins	E	10,000.00	-	10,000.00	-	0.00
10022009	515004	Life Ins	E	5.00	-	5.00	-	0.00
10022009	515005	Disability	E	75.00	-	75.00	-	0.00
10022009	515006	AD&D	E	2.00	-	2.00	-	0.00
10022009	522001	WaterSewer	E	4,300.00	-	4,300.00	-	0.00
10022009	522002	Lights	E	25,000.00	-	25,000.00	-	0.00
10022009	522003	Heat	E	15,000.00	-	15,000.00	-	0.00
10022009	524001	Supp Agrmt	E	4,000.00	-	4,000.00	4,962.01	124.10
10022009	524004	Bldg Maint	E	10,000.00	-	10,000.00	5,676.12	56.80
10022009	524005	Grnd Maint	E	7,000.00	-	7,000.00	5,194.96	74.20
10022009	524009	Pest Contr	E	1,500.00	-	1,500.00	480.00	32.00
10022009	524011	Garbage	E	2,700.00	-	2,700.00	2,555.58	94.70
10022009		Total 10022009 UCS Bldg Maintenance		113,082.00	-	113,082.00	18,868.67	16.68
10023001	480100	Misc Rev	R	(3,000.00)	-	(3,000.00)	(4,331.27)	144.40
10023001	499999	Co Fnd App	R	(571,202.00)	-	(571,202.00)	(571,202.00)	100.00
10023001	510000	FTSalaries	E	291,200.00	(10,000.00)	281,200.00	168,835.97	60.00
10023001	510003	NonProdPay	E	21,000.00	10,000.00	31,000.00	24,493.12	79.00
10023001	510036	SL Buyback	E	1,618.00	-	1,618.00	-	0.00
10023001	515001	Soc Sec	E	23,900.00	-	23,900.00	13,429.17	56.20
10023001	515002	Retirement	E	20,650.00	-	20,650.00	13,919.69	67.40
10023001	515003	Health Ins	E	71,000.00	-	71,000.00	43,612.72	61.40
10023001	515004	Life Ins	E	90.00	-	90.00	64.09	71.20
10023001	515005	Disability	E	680.00	-	680.00	452.47	66.50

09 2026 YTD Budget Report
Executive Committee

10023001	515006	AD&D	E	14.00	-	14.00	7.32	52.30
10023001	521001	AcctgAudit	E	140,000.00	(1,100.00)	138,900.00	84,365.60	60.70
10023001	522004	PhoneInter	E	-	1.00	1.00	0.63	63.00
10023001	531000	OfficeSupp	E	500.00	754.29	1,254.29	1,254.29	100.00
10023001	531001	Postage	E	250.00	-	250.00	180.89	72.40
10023001	531002	Print/Copy	E	100.00	-	100.00	17.82	17.80
10023001	532006	AdvertRecr	E	-	1,561.71	1,561.71	1,608.23	103.00
10023001	533000	MilageTrav	E	500.00	352.33	852.33	852.33	100.00
10023001	533002	RegFeeTuit	E	1,200.00	(1,200.00)	-	-	0.00
10023001	533005	Meals	E	100.00	-	100.00	89.35	89.40
10023001	533006	Lodging	E	-	829.92	829.92	829.92	100.00
10023001	539000	OtherSupps	E	1,400.00	(1,199.25)	200.75	-	0.00
10023001		Total 10023001 Finance		-	-	-	(221,519.66)	61.65
10024001	480100	Misc Rev	R	-	-	-	(4,000.00)	100.00
10024001	499999	Co Fnd App	R	(1,290,358.00)	-	(1,290,358.00)	(1,290,358.00)	100.00
10024001	510000	FTSalaries	E	397,650.00	-	397,650.00	277,320.77	69.70
10024001	510003	NonProdPay	E	40,000.00	-	40,000.00	42,364.54	105.90
10024001	510036	SL Buyback	E	5,300.00	-	5,300.00	-	0.00
10024001	515001	Soc Sec	E	33,900.00	-	33,900.00	23,377.47	69.00
10024001	515002	Retirement	E	31,900.00	-	31,900.00	23,017.51	72.20
10024001	515003	Health Ins	E	114,100.00	-	114,100.00	64,202.23	56.30
10024001	515004	Life Ins	E	180.00	-	180.00	119.04	66.10
10024001	515005	Disability	E	1,050.00	-	1,050.00	747.98	71.20
10024001	515006	AD&D	E	28.00	-	28.00	14.32	51.10
10024001	522004	PhoneInter	E	-	-	-	0.63	100.00
10024001	524001	Supp Agrmt	E	595,000.00	-	595,000.00	514,653.29	86.50
10024001	531001	Postage	E	200.00	-	200.00	-	0.00
10024001	533000	MilageTrav	E	3,000.00	-	3,000.00	-	0.00
10024001	533002	RegFeeTuit	E	6,000.00	-	6,000.00	1,630.00	27.20
10024001	533005	Meals	E	1,000.00	(1,000.00)	-	-	0.00
10024001	533006	Lodging	E	3,500.00	1,000.00	4,500.00	4,059.45	90.20
10024001	539002	ITSupplies	E	12,000.00	-	12,000.00	10,188.93	84.90
10024001	581001	CO FurnEq	E	14,800.00	-	14,800.00	10,932.86	73.90
10024001	581004	CO Softwar	E	30,750.00	-	30,750.00	12,943.78	42.10
10024001		Total 10024001 Information Technolo		-	-	-	(308,785.20)	76.38
		Revenue Total		(6,319,580.28)	(2,000.00)	(6,317,580.28)	(6,265,795.59)	99.18
		Expense Total		6,319,580.28	2,000.00	6,317,580.28	4,624,913.02	73.21

User:

PRINTED 10/2/2026 8:12:01 AM

GRANT COUNTY, WI

CHECK LISTING BY CHECK DATE

FROM: 9/1/2026 TO: 9/30/2026

DATE	CHK #	DEPT #	VENDOR NAME	TYPE	INVOICE DESCRIPTION	ACCOUNT	OBJECT DESCRIPTION	INVOICE #	AMOUNT
09/04/26	4951	Fac Maint	AMAZON CAPITAL SERVICES, INC	EFT	Dehumidifier	10022008-524004	Bldg Maint/Repair	19DX-HRCV-LDPM	683.07
09/04/26	4951	Fac Maint	AMAZON CAPITAL SERVICES, INC	EFT	Hose & Pumps	10022008-524004	Bldg Maint/Repair	1CLY-VXDC-KMMG	209.22
09/04/26	4951	Reg Deeds	AMAZON CAPITAL SERVICES, INC	EFT	2 Toners & 1 Drum for Copy Machine	10018001-531000	Office Supplies/Equipt	1N3Q-4WR4-736D	268.14
09/04/26	4951	County Clk	AMAZON CAPITAL SERVICES, INC	EFT	Election labels	10015002-534000	Operating Supplies	1DLW-4MN1-J47F	92.40
09/04/26	4951	IT	AMAZON CAPITAL SERVICES, INC	EFT	Dome Outdoor Camera	10024001-539002	Information Tech Supplies	1WJT-NKMP-14Q9	126.98
09/04/26	4951	Treasurer	AMAZON CAPITAL SERVICES, INC	EFT	3-PACK BROTHER TONER	10016001-531000	Office Supplies/Equipt	16HL-GXDL-X6HW	299.89
09/04/26	4951	Fac Maint	AMAZON CAPITAL SERVICES, INC	EFT	Toilet Brush & Holder	10022004-524004	Bldg Maint/Repair	1N1Y-VDTM-HJJ1	25.98
09/04/26	4951	IT	AMAZON CAPITAL SERVICES, INC	EFT	Phone Case	10024001-581001	Capital Outlay - Furn & Equip	1TYF-C6JM-MJ7T	26.98
09/04/26	4951	IT	AMAZON CAPITAL SERVICES, INC	EFT	Phone Case	10024001-581001	Capital Outlay - Furn & Equip	1NT3-P3CJ-FLWF	152.65
09/04/26	4951	IT	AMAZON CAPITAL SERVICES, INC	EFT	UPS - Communications Card	10024001-581001	Capital Outlay - Furn & Equip	1NDC-7XVK-44MN	345.00
09/04/26	4952	IT	AMAZON CAPITAL SERVICES, INC	EFT	Screen Protector	10024001-581001	Capital Outlay - Furn & Equip	1WX3-DK4G-4PV3	7.99
09/04/26	4952	County Clk	AMAZON CAPITAL SERVICES, INC	EFT	Office Supplies	10015004-531000	Office Supplies/Equipt	1P1L-7Y9D-VK7C	14.75
09/04/26	4952	Reg Deeds	AMAZON CAPITAL SERVICES, INC	EFT	Pens	10018001-531000	Office Supplies/Equipt	1V43-CLJV-CLPR	8.48
09/04/26	4955	Finance	BAKER TILLY US, LLP	EFT		10023001-521001	Accounting & Auditing Fees	BTUS-10015034	54,842.55
09/04/26	4985	Cty Board	LINCOLN NATIONAL LIFE INSURANCE COMPANY	EFT		10010002-515004	Life Insurance	5007149970	37.81
09/04/26	4985	Cty Board	LINCOLN NATIONAL LIFE INSURANCE COMPANY	EFT		10010002-515006	AD&D	5007149970	4.60
09/04/26	4985	HR	LINCOLN NATIONAL LIFE INSURANCE COMPANY	EFT	EAP Charges for July, August, September 2026	10012001-521000	Professional/Contracted Srvs	7/1/2026-9/30/2026	1,508.76
09/04/26	5002	Fac Maint	REPUBLIC SERVICES, INC	EFT	Garbage Courthouse	10022003-524011	Garbage Collection/Recycling	0935-000201032	2,087.25
09/04/26	5002	Fac Maint	REPUBLIC SERVICES, INC	EFT	Garbage Courthouse	10022003-524011	Garbage Collection/Recycling	0935-000193172	158.81

GRANT COUNTY, WI

CHECK LISTING BY CHECK DATE

FROM: 9/1/2026 TO: 9/30/2026

DATE	CHK #	DEPT #	VENDOR NAME	TYPE	INVOICE DESCRIPTION	ACCOUNT	OBJECT DESCRIPTION	INVOICE #	AMOUNT
09/04/26	5009	IT	SHI INTERNATIONAL CORP	EFT	Fortinet Software	10024001-524001	Support/Maint Agreements	B21560441	2,164.05
09/04/26	5023	Reg Deeds	UNITED STATES POSTAL SERVICE	EFT	USPS POC #8082641	10018001-531001	Postage	68470	37.08
09/04/26	5023	Treasurer	UNITED STATES POSTAL SERVICE	EFT	USPS POC #8082641	10016001-531001	Postage	68470	4.19
09/04/26	5023	Treasurer	UNITED STATES POSTAL SERVICE	EFT	USPS POC #8082641	10016001-531003	Postage - Check Distribution	68470	169.06
09/04/26	5023	County Clk	UNITED STATES POSTAL SERVICE	EFT	USPS POC #8082641	10015001-531001	Postage	68470	0.78
09/04/26	5023	Veterans	UNITED STATES POSTAL SERVICE	EFT	USPS POC #8082641	10021001-531001	Postage	68470	7.89
09/04/26	5023	HR	UNITED STATES POSTAL SERVICE	EFT	USPS POC #8082641	10012001-531001	Postage	68470	17.77
09/04/26	2027723	County Clk	ACCESS SYSTEMS	Printed	Monthly Copier Fee	10015004-553051	Equip Rental/Lease	2043361	530.87
09/04/26	2027727	Fac Maint	ALLIANT ENERGY RESOURCES INC	Printed		10022004-522002	Lights	7576130000 8.24.26	12,233.69
09/04/26	2027727	Fac Maint	ALLIANT ENERGY RESOURCES INC	Printed		10022007-524004	Bldg Maint/Repair	7576130000 8.24.26	28.29
09/04/26	2027727	Fac Maint	ALLIANT ENERGY RESOURCES INC	Printed		10022006-522002	Lights	7576130000 8.24.26	28.30
09/04/26	2027741	Fac Maint	BL MURRAY COMPANY INC	Printed	Toilet Bowl Cleaner, Gloves	10022001-534006	Janitorial Supplies & Services	29073	129.76
09/04/26	2027741	Fac Maint	BL MURRAY COMPANY INC	Printed	Toilet Paper	10022001-534006	Janitorial Supplies & Services	29108	37.91
09/04/26	2027744	Fac Maint	CAPITAL SANITARY SUPPLY CO INC	Printed	Cleaning Supplies	10022001-534006	Janitorial Supplies & Services	D174193	111.20
09/04/26	2027744	Fac Maint	CAPITAL SANITARY SUPPLY CO INC	Printed	Toilet Paper, Doorpod Refill	10022001-534006	Janitorial Supplies & Services	D174192	535.16
09/04/26	2027744	Fac Maint	CAPITAL SANITARY SUPPLY CO INC	Printed	Stainless Steel Cleaner & Polish Wipes	10022001-534006	Janitorial Supplies & Services	D174031	91.60
09/04/26	2027744	Fac Maint	CAPITAL SANITARY SUPPLY CO INC	Printed	Airworks Refill, Febreeze	10022001-534006	Janitorial Supplies & Services	D173590A	187.72
09/04/26	2027746	Treasurer	VILLAGE OF CASSVILLE	Printed	INT ON 2025 SP/ DEL CHRG	10016001-418000	Interest On Taxes	2025 SPEC INT	82.55
09/04/26	2027748	IT	CATALIS TAX & CAMA, INC	Printed	Annual Subscription	10024001-524001	Support/Maint Agreements	INV308377406	19,382.00
09/04/26	2027750	Fac Maint	DIV. OF CEDAR CROSS OVERHEAD DOORS	Printed	OVerhead Door Repair	10022004-524004	Bldg Maint/Repair	280744	2,595.70

GRANT COUNTY, WI

CHECK LISTING BY CHECK DATE

FROM: 9/1/2026 TO: 9/30/2026

DATE	CHK #	DEPT #	VENDOR NAME	TYPE	INVOICE DESCRIPTION	ACCOUNT	OBJECT DESCRIPTION	INVOICE #	AMOUNT
09/04/26	2027758	Fac Maint	CUMMINS SALES & SERVICE	Printed	Full Service/Battery	10022006-524004	Bldg Maint/Repair	4Q-260813275	1,123.45
09/04/26	2027772	Fac Maint	FLOORSHOW CORPORATION	Printed	Flooring	10022003-581012	Capital Outlay - Buildings	CG620338	6,698.00
09/04/26	2027795	Fac Maint	JOHNSON CONTROLS FIRE PROTECTION LP	Printed	Service Call	10022003-524001	Support/Maint Agreements	54346022	1,082.94
09/04/26	2027819	Treasurer	TOWN OF MT. HOPE	Printed	DIGMAN/ LANDUSE/ 38-255-10	10016001-559002	Use Value Penalties	DIGMAN/LANDUSE	103.75
09/04/26	2027867	Treasurer	CITY OF PLATTEVILLE	Printed	SW HLTH LAND USE - HALF TO LOCAL MUNI	10016001-559002	Use Value Penalties	SW HEALTH LAND USE	2,975.55
09/04/26	2027870	Reg Deeds	PRO-WEST & ASSOCIATES, INC	Printed		10018002-539005	Grant Expense	INV-03701	1,230.41
09/04/26	2027871	Reg Deeds	PRO-WEST & ASSOCIATES, INC	Printed		10018002-539005	Grant Expense	INV-03844	23,377.84
09/04/26	2027876	Fac Maint	RITCHIE IMPLEMENT	Printed	Belt	10022001-524003	Small Equip Maint/Repair	61396L	146.61
09/04/26	2027876	Fac Maint	RITCHIE IMPLEMENT	Printed	Belt, Oil	10022001-524003	Small Equip Maint/Repair	61512L	317.95
09/04/26	2027882	Fac Maint	SHERWIN-WILLIAMS CO	Printed	Gloves	10022002-524004	Bldg Maint/Repair	98374198970826	109.90
09/04/26	2027885	Finance	GRANT IA LAFAYETTE SHOPPING NEWS	Printed	Finance Director Advertisement	10023001-532006	Advertising & Recruiting	082642230	575.00
09/04/26	2027890	Fac Maint	SUMMIT FIRE PROTECTION	Printed	Semi-Annual Inspection	10022004-524001	Support/Maint Agreements	4363037	1,889.00
09/04/26	2027890	Fac Maint	SUMMIT FIRE PROTECTION	Printed	Annual Sprinkler Inspection	10022004-524001	Support/Maint Agreements	4362999	1,597.00
09/04/26	2027900	Fac Maint	WE ENERGIES	Printed	Heat Admin Bldg	10022002-522003	Heat	6041771385	602.03
09/04/26	2027900	Fac Maint	WE ENERGIES	Printed		10022004-522003	Heat	6041948871	1,259.40
09/04/26	2027905	Fac Maint	WHV, INC.	Printed	Annual Preventive Maintenance on HVAC	10022002-524001	Support/Maint Agreements	25480	2,590.00
09/04/26	2027906	Admin	WISCONSIN COUNTIES ASSOCIATION	Printed	WCA Conference Registration Fees	10011001-533002	Registration, Fees, & Tuition	06.01.26	180.00
09/18/26	5041	IT	AMAZON CAPITAL SERVICES, INC	EFT	Screen Protector	10024001-581001	Capital Outlay - Furn & Equip	1XHH-39HF-6KQ7	26.59
09/18/26	5061	Fac Maint	JOHNSON CONTROLS	EFT	Chiller Service Call	10022004-524004	Bldg Maint/Repair	1-138453274589	1,881.43
09/18/26	5069	Fac Maint	VILLAGE OF MUSCODA UTILITY DEPT	EFT	Electric Tower	10022006-522002	Lights	2475-10 9.10.26	91.68
09/18/26	5078	Fac Maint	REPUBLIC SERVICES, INC	EFT	Garbage Courthouse	10022003-524001	Support/Maint Agreements	0935-000207936	-225.81
09/18/26	5078	Fac Maint	REPUBLIC SERVICES, INC	EFT	Garbage Admin Bldg	10022002-524011	Garbage Collection/Recycling	0935-000210514	60.90

GRANT COUNTY, WI

CHECK LISTING BY CHECK DATE

FROM: 9/1/2026 TO: 9/30/2026

DATE	CHK #	DEPT #	VENDOR NAME	TYPE	INVOICE DESCRIPTION	ACCOUNT	OBJECT DESCRIPTION	INVOICE #	AMOUNT
09/18/26	5083	IT	SHI INTERNATIONAL CORP	EFT	FORTINET COTERM	10024001-524001	Support/Maint Agreements	B21651610	2,042.40
09/18/26	5091	Cty Board	TDS TELECOMMUNICATIONS	EFT		10010001-522004	Phone and Internet	608-723-4739 9.4.26	0.15
09/18/26	5091	HR	TDS TELECOMMUNICATIONS	EFT		10012001-522004	Phone and Internet	608-723-4739 9.4.26	0.30
09/18/26	5091	County Clk	TDS TELECOMMUNICATIONS	EFT		10015001-522004	Phone and Internet	608-723-4739 9.4.26	0.75
09/18/26	5091	Fac Maint	TDS TELECOMMUNICATIONS	EFT		10022001-522004	Phone and Internet	608-723-4739 9.4.26	181.14
09/18/26	5091	Treasurer	TDS TELECOMMUNICATIONS	EFT		10016001-522004	Phone and Internet	608-723-4739 9.4.26	0.61
09/18/26	5091	Reg Deeds	TDS TELECOMMUNICATIONS	EFT		10018001-522004	Phone and Internet	608-723-4739 9.4.26	0.91
09/18/26	5091	Veterans	TDS TELECOMMUNICATIONS	EFT		10021001-522004	Phone and Internet	608-723-4739 9.4.26	0.15
09/18/26	5091	Finance	TDS TELECOMMUNICATIONS	EFT		10023001-522004	Phone and Internet	608-723-4739 9.4.26	0.15
09/18/26	5091	IT	TDS TELECOMMUNICATIONS	EFT		10024001-522004	Phone and Internet	608-723-4739 9.4.26	0.15
09/18/26	5091	Corp Couns	TDS TELECOMMUNICATIONS	EFT		10026001-522004	Phone and Internet	608-723-4739 9.4.26	85.40
09/18/26	5096	IT	USIC LOCATING SERVICES LLC	EFT	Service Call	10024001-524001	Support/Maint Agreements	831205	3,701.75
09/18/26	5097	Reg Deeds	UNITED STATES POSTAL SERVICE	EFT	USPS POC #8082641	10018001-531001	Postage	69329	20.80
09/18/26	5097	Treasurer	UNITED STATES POSTAL SERVICE	EFT	USPS POC #8082641	10016001-531001	Postage	69329	438.31
09/18/26	5097	Treasurer	UNITED STATES POSTAL SERVICE	EFT	USPS POC #8082641	10016001-531003	Postage - Check Distribution	69329	156.58
09/18/26	5097	County Clk	UNITED STATES POSTAL SERVICE	EFT	USPS POC #8082641	10015001-531001	Postage	69329	2.34
09/18/26	5097	Veterans	UNITED STATES POSTAL SERVICE	EFT	USPS POC #8082641	10021001-531001	Postage	69329	3.12
09/18/26	5097	HR	UNITED STATES POSTAL SERVICE	EFT	USPS POC #8082641	10012001-531001	Postage	69329	4.68
09/18/26	5132	IT	CARDMEMBER SERVICES	Direct	Duplicator Pro	10024001-524001	Support/Maint Agreements	IT CC 9.3.26	399.00
09/18/26	5132	IT	CARDMEMBER SERVICES	Direct	GIPAW Fall Conference	10024001-533002	Registration, Fees, & Tuition	IT CC 9.3.26	250.00

GRANT COUNTY, WI

CHECK LISTING BY CHECK DATE

FROM: 9/1/2026 TO: 9/30/2026

DATE	CHK #	DEPT #	VENDOR NAME	TYPE	INVOICE DESCRIPTION	ACCOUNT	OBJECT DESCRIPTION	INVOICE #	AMOUNT
09/18/26	5133	Finance	CARDMEMBER SERVICES	Direct	Finance Director Advertisement	10023001-532006	Advertising & Recruiting	Nate CC 9.3.26	63.33
09/18/26	5152	Cty Board	CARDMEMBER SERVICES	Direct	Ranum WCA Conference	10010002-533006	Lodging	3696-09/26	124.00
09/18/26	5152	Veterans	CARDMEMBER SERVICES	Direct	VSO NACVSO	10021001-533006	Lodging	3696-09/26	400.00
09/18/26	5152	Veterans	CARDMEMBER SERVICES	Direct	VSO NACVSO	10021001-533006	Lodging	3696-09/26	50.00
09/18/26	5152	Cty Board	CARDMEMBER SERVICES	Direct	Credit Lange WCA cancellation	10010002-533006	Lodging	3696-09/26	-218.00
09/18/26	5152	Finance	CARDMEMBER SERVICES	Direct	Finance Director ad	10023001-532006	Advertising & Recruiting	3696-09/26	415.00
09/18/26	2028005	Fac Maint	ALLEGIANT OIL	Printed	Maintenance Fuel	10022001-535001	Fuel	0185858	290.71
09/18/26	2028016	Finance	CAPITAL NEWSPAPERS	Printed	Ad for Finance Director	10023001-532006	Advertising & Recruiting	270782-1	554.90
09/18/26	2028017	Fac Maint	CAPITAL SANITARY SUPPLY CO INC	Printed	Toilet Paper Return	10022001-534006	Janitorial Supplies & Services	D174456	-235.00
09/18/26	2028017	Fac Maint	CAPITAL SANITARY SUPPLY CO INC	Printed	Cleaner, Kleenex, Soap	10022001-534006	Janitorial Supplies & Services	D174371	563.98
09/18/26	2028018	IT	CDW GOVERNMENT INC.	Printed		10024001-524001	Support/Maint Agreements	AK9NM6G	421.26
09/18/26	2028018	IT	CDW GOVERNMENT INC.	Printed	Unitrends	10024001-524001	Support/Maint Agreements	AK8EH8W	891.00
09/18/26	2028035	County Clk	EMPLOYEE BENEFITS CORPORATION	Printed		10015006-521006	Administrative Fees	5601796	487.92
09/18/26	2028038	Reg Deeds	ESRI, INC.	Printed	ArcGIS Annual Subscription	10018002-524001	Support/Maint Agreements	26366749	10,240.00
09/18/26	2028042	Reg Deeds	FIDLAR TECHNOLOGIES	Printed	July 2026 Laredo Fees	10018001-524001	Support/Maint Agreements	0244357-IN	1,901.07
09/18/26	2028048	Fac Maint	GASSER TRUE VALVE	Printed	Hole Saw	10022002-524004	Bldg Maint/Repair	860795	37.98
09/18/26	2028048	Fac Maint	GASSER TRUE VALVE	Printed	Hammer Bits, Bolts, Washers, Nuts	10022002-524004	Bldg Maint/Repair	860973	52.96
09/18/26	2028048	Fac Maint	GASSER TRUE VALVE	Printed	Foam Seal, Caulk	10022004-524004	Bldg Maint/Repair	861274	57.92
09/18/26	2028077	Fac Maint	CITY OF LANCASTER	Printed	Water Admin Bldg	10022002-522001	Water & Sewer	3-0090-00 8.31.26	434.44
09/18/26	2028077	Fac Maint	CITY OF LANCASTER	Printed	Water Courthouse	10022003-522001	Water & Sewer	3-0100-00 8.31.26	454.24
09/18/26	2028077	Fac Maint	CITY OF LANCASTER	Printed		10022004-522001	Water & Sewer	3-6541-00 8.31.26	2,785.47
09/18/26	2028077	Treasurer	CITY OF LANCASTER	Printed	STORMWATER FEE ON TAX DEED @ 132 E MAPLE	10016002-539003	Tax Deed Expense	1-0050-01 AUG26	7.20
09/18/26	2028078	Treasurer	CITY OF LANCASTER	Printed	B MOORE LAND USE 246-1429-210	10016001-559002	Use Value Penalties	MOORE LAND USE	668.15
09/18/26	2028081	Fac Maint	LARRY'S WELDING & MANUFACTURING, INC	Printed	RP Kitchen Sink	10022004-524004	Bldg Maint/Repair	20273	140.00

GRANT COUNTY, WI

CHECK LISTING BY CHECK DATE

FROM: 9/1/2026 TO: 9/30/2026

DATE	CHK #	DEPT #	VENDOR NAME	TYPE	INVOICE DESCRIPTION	ACCOUNT	OBJECT DESCRIPTION	INVOICE #	AMOUNT
09/18/26	2028100	Fac Maint	MENARDS	Printed	Floor Coating	10022003-524004	Bldg Maint/Repair	66128	494.98
09/18/26	2028111	Fac Maint	NEW HORIZONS SUPPLY CO-OP	Printed	Maintenance Fuel	10022001-535001	Fuel	1884	63.12
09/18/26	2028111	Fac Maint	NEW HORIZONS SUPPLY CO-OP	Printed	Maintenance Fuel	10022001-535001	Fuel	2329	72.65
09/18/26	2028116	Reg Deeds	ON Q SOLUTIONS LLC	Printed	Color Tract Annual Hosting	10018002-524012	Website Expense	3882	1,500.00
09/18/26	2028129	Fac Maint	PAGEL SERVICES, LLC	Printed	Weed & Feed	10022003-524005	Grounds Maintenance	2027001585 (2)	196.00
09/18/26	2028129	Fac Maint	PAGEL SERVICES, LLC	Printed	Weed & Feed	10022004-524005	Grounds Maintenance	2027001585 (2)	825.00
09/18/26	2028142	Fac Maint	RICHLAND ELECTRIC COOPERATIVE	Printed	Electric Tower	10022006-522002	Lights	2368700 9.2.26	97.18
09/18/26	2028148	Fac Maint	SCENIC RIVERS ENERGY COOPERATIVE	Printed	Electric Towers	10022006-522002	Lights	3079300 9.7.26	542.00
09/18/26	2028153	Fac Maint	SCHUMACHER ELEVATOR COMPANY	Printed	Elevator Maintenance	10022003-524008	Elevator Maintenance	90693859	1,053.21
09/18/26	2028166	Fac Maint	T-MOBILE USA INC	Printed	Maintenance Phone	10022001-522004	Phone and Internet	221452747-6	30.44
09/18/26	2028177	County Clk	TRICOR, INC.	Printed		10015005-551002	Insurance - Liability	59123	26,680.00
09/18/26	2028177	Fac Maint	TRICOR, INC.	Printed		10022001-551001	Insurance - Vehicle	59123	818.04
09/18/26	2028177	Fac Maint	TRICOR, INC.	Printed		10022001-551001	Insurance - Vehicle	59123	268.94
09/18/26	2028177	County Clk	TRICOR, INC.	Printed		10015005-551003	Insurance - Property	59123	24.31
09/18/26	2028177	Fac Maint	TRICOR, INC.	Printed		10022001-551001	Insurance - Vehicle	59123	45.06
09/18/26	2028177	County Clk	TRICOR, INC.	Printed		10015005-551003	Insurance - Property	59123	3,063.30
09/18/26	2028177	County Clk	TRICOR, INC.	Printed		10015005-551003	Insurance - Property	59123	86.41
09/18/26	2028177	County Clk	TRICOR, INC.	Printed		10015005-551003	Insurance - Property	59123	8,041.29
09/18/26	2028177	County Clk	TRICOR, INC.	Printed		10015005-551003	Insurance - Property	59123	67.27
09/18/26	2028177	County Clk	TRICOR, INC.	Printed		10015005-551003	Insurance - Property	59123	45.72
09/18/26	2028187	County Clk	WEST BEND MUTUAL INSURANCE COMPANY	Printed	Acct #100003775000	10015005-515008	Workers Comp	09/20261	3,126.05
09/18/26	2028192	IT	WIN, LLC	Printed	Managed Internet Transit Service	10024001-524001	Support/Maint Agreements	CI-207506	728.27
09/18/26	2028197	Corp Couns	WOOD LAW FIRM, LLC	Printed		10026001-521003	Legal Fees-Contracted Counsel	September 2026	8,266.67
09/18/26	2028197	Corp Couns	WOOD LAW FIRM, LLC	Printed		10026001-482400	Office Rent	September 2026	-300.00

GRANT COUNTY, WI

CHECK LISTING BY CHECK DATE

FROM: 9/1/2026 TO: 9/30/2026

DATE	CHK #	DEPT #	VENDOR NAME	TYPE	INVOICE DESCRIPTION	ACCOUNT	OBJECT DESCRIPTION	INVOICE #	AMOUNT
09/21/26	5153	County Clk	STATE OF WISCONSIN DEPT OF REVENUE	Direct	August 2026 Sales Tax	10015001-412210	Retained Sales Tax	0826 Sales Tax	-37.75
								Total	230,645.88

GRANT COUNTY EXECUTIVE COMMITTEE

FINANCE REPORT

Reporting Period: OCTOBER 2026
Prepared By: ANGELA RUNDE, FINANCE DIRECTOR/COUNTY AUDITOR

1. Executive Summary

This month has predominantly consisted of meetings and preparation for the 2027 budget. The County Administrator will be presenting the 2027 Proposed Budget.

2. Year-to-Date Financial Snapshot – Executive Committee Depts Only

Category	Budget	Actual / YTD	Remaining Budget	Status
Total Revenues	6,317,580.28	6,265,795.59	51,785.69	99.18%
Total Expenditures	6,317,580.28	4,624,913.02	1,692,667.26	73.21%

3. Key Revenue Highlight

• **Interest on Investments:** We are at 98.6% of budgeted revenues for Interest on Investments, with three months left. The Treasurer's Office does a great job at maximizing interest. This is a revenue stream we can increase in the 2027 budget.

4. Key Expenditure Highlight

• **Auditing Fees:** We are expected to come in $30,000 under budget in audit fees for 2026. The Finance Department has worked very hard this past year to establish procedures and efficiencies within the accounting and auditing processes.

5. Action Items / Board Considerations

In our efforts to develop consistency across the County, I would ask for 2 to 3 board members to work with the Finance team in report design. Once we can establish and lock in on what reports the committees and boards would like, then the Finance team can work with the IT Department and Tyler to customize these reports. I have not had available dollars within my budget to request additional services from Tyler. With the savings in audit fees, I could work the project of updating reports in our 2026 budget.

Grant County WI

NEXT YEAR BUDGET HISTORICAL COMPARISON

PROJECTION: 20271 2027 Operating Budget FOR PERIOD 99

ACCOUNTS FOR:

General Fund	PRIOR FY3 ACTUALS	PRIOR FY2 ACTUALS	LAST FY1 ACTUALS	CY ACTUALS	CY REV BUDGET	PROJECTION LEVEL 3	PCT CHANGE
000 Non Departmental							
10000000 General Fund General							
10000000 411100 PropTaxLev	-4,810,279.38	-4,650,548.00	-3,066,650.49	-5,795,166.75	-5,090,370.80	-5,543,417.96	8.9%
10000000 433000 OthFedPmts	.00	.00	.00	.00	.00	.00	.0%
10000000 434000 StateShrd	-2,325,221.63	-3,778,569.35	-4,124,909.71	-688,813.24	-4,592,088.32	-4,673,064.00	1.8%
10000000 434100 StCompAid	-24,510.41	-24,510.41	-24,594.15	-26,170.20	-26,170.20	-26,500.00	1.3%
10000000 434110 PerPropAid	-59,788.70	-59,788.70	-167,826.99	-181,442.12	-181,442.12	-181,602.02	.1%
10000000 483000 SaleCoProp	.00	.00	.00	.00	.00	.00	.0%
10000000 484000 Ins Recov	.00	.00	.00	.00	.00	.00	.0%
10000000 491000 LTDProceed	.00	.00	.00	.00	.00	.00	.0%
10000000 492200 SpecRevTrn	-4,699,196.04	-5,300,000.04	-5,250,000.00	-4,500,000.00	-6,000,000.00	-6,000,000.00	.0%
10000000 492400 CapProjTrn	.00	-234,762.00	.00	.00	.00	.00	.0%
10000000 492600 TF Proprie	.00	.00	.00	-111,028.00	-111,028.00	-109,805.00	-1.1%
10000000 493000 FndBal Usd	.00	.00	.00	.00	.00	.00	.0%
10000000 499999 Co Fnd App	11,893,444.08	13,245,194.04	15,503,957.17	16,001,099.44	16,001,099.44	16,924,388.98	5.8%
10000000 510000 FTSalaries	119,679.93	.00	.00	.00	.00	.00	.0%
10000000 510036 SL Buyback	53,864.15	.00	.00	.00	.00	.00	.0%
10000000 553054 LndLsePrin	29,176.51	.00	30,095.00	.00	.00	.00	.0%
10000000 590004 LndLseInt	2,614.85	.00	1,696.00	.00	.00	.00	.0%
10000000 592200 TrtoSpecRe	.00	90,636.00	.00	.00	.00	.00	.0%
10000000 592260 TrtoEnterp	187,000.00	.00	.00	.00	.00	.00	.0%
TOTAL General Fund General	366,783.36	-712,348.46	2,901,766.83	4,698,479.13	.00	390,000.00	.0%
TOTAL Non Departmental	366,783.36	-712,348.46	2,901,766.83	4,698,479.13	.00	390,000.00	.0%

NEXT YEAR BUDGET HISTORICAL COMPARISON

PROJECTION: 20271 2027 Operating Budget FOR PERIOD 99

ACCOUNTS FOR:

General Fund	PRIOR FY3 ACTUALS	PRIOR FY2 ACTUALS	LAST FY1 ACTUALS	CY ACTUALS	CY REV BUDGET	PROJECTION LEVEL 3	PCT CHANGE
100 County Board							
10010001 County Board Chair							
10010001 480100 Misc Rev	.00	.00	.00	.00	.00	.00	.0%
10010001 499999 Co Fnd App	-137,612.04	-75,657.96	-70,341.44	-44,412.00	-44,412.00	-65,728.36	48.0%
10010001 510000 FTSalaries	55,140.05	59,571.20	59,571.20	40,228.72	38,250.00	50,000.00	30.7%
10010001 510003 NonProdPay	.00	.00	.00	.00	.00	.00	.0%
10010001 510004 TermPay	.00	.00	.00	.00	.00	.00	.0%
10010001 515001 Soc Sec	4,218.24	4,557.02	4,557.02	3,077.48	2,926.00	3,825.00	30.7%
10010001 515002 Retirement	3,125.59	4,111.49	4,145.97	2,896.50	1,252.00	3,625.00	189.5%
10010001 515003 Health Ins	.00	.00	.00	.00	.00	.00	.0%
10010001 515004 Life Ins	22.10	20.40	21.18	9.92	22.00	29.76	35.3%
10010001 515005 Disability	.00	.00	.00	.00	.00	.00	.0%
10010001 515006 AD&D	3.25	3.00	3.13	1.12	4.00	3.60	-10.0%
10010001 522004 PhoneInter	.96	1.04	.96	.71	.00	.00	.0%
10010001 531000 OfficeSupp	.00	.00	.00	.00	.00	.00	.0%
10010001 531001 Postage	1.83	2.56	.00	1.48	18.00	20.00	11.1%
10010001 531002 Print/Copy	84.94	40.33	53.47	15.61	90.00	75.00	-16.7%
10010001 532003 BksPubSubs	.00	.00	.00	.00	.00	.00	.0%
10010001 533000 MilageTrav	28.00	.00	.00	2,818.55	.00	6,500.00	.0%
10010001 533002 RegFeeTuit	335.00	835.00	180.00	255.00	1,200.00	1,000.00	-16.7%
10010001 533005 Meals	.00	.00	.00	.00	.00	.00	.0%
10010001 533006 Lodging	536.00	941.00	381.88	507.00	650.00	650.00	.0%
10010001 539000 OtherSupps	.00	.00	.00	.00	.00	.00	.0%
TOTAL County Board Chair	-74,116.08	-5,574.92	-1,426.63	5,400.09	.00	.00	.0%
10010002 County Board							
10010002 480100 Misc Rev	.00	.00	.00	.00	.00	.00	.0%
10010002 499999 Co Fnd App	.00	-73,980.00	-68,502.00	-77,342.00	-77,342.00	-60,052.00	-22.4%
10010002 514001 Cty Brd PD	14,670.00	13,694.00	12,150.00	12,166.00	16,000.00	14,000.00	-12.5%
10010002 514002 Comm PD	13,995.00	13,455.00	9,090.00	6,345.72	17,707.69	12,000.00	-49.5%
10010002 515001 Soc Sec	2,193.25	2,076.09	1,625.13	1,401.27	3,040.00	2,000.00	-34.2%
10010002 515004 Life Ins	317.05	267.75	268.60	336.90	260.00	260.00	.0%
10010002 515006 AD&D	46.89	39.69	39.95	41.10	42.00	42.00	.0%
10010002 521000 Cont Serv	2,900.00	3,625.00	-725.00	.00	.00	.00	.0%
10010002 521002 Attorney	.00	.00	.00	.00	.00	.00	.0%
10010002 531000 OfficeSupp	.00	.00	.00	.00	.00	.00	.0%
10010002 531002 Print/Copy	.00	.00	.00	.00	.00	.00	.0%
10010002 532001 LegalPubs	2,550.20	2,347.34	2,614.82	1,258.66	2,750.00	2,750.00	.0%
10010002 532005 Memb Dues	10,541.01	10,585.26	11,889.82	12,942.31	12,942.31	13,000.00	9.2%
10010002 532006 AdvertRecr	.00	.00	.00	.00	.00	.00	.0%
10010002 533000 MilageTrav	10,542.36	9,711.75	6,320.50	5,396.92	12,500.00	8,000.00	-36.0%
10010002 533002 RegFeeTuit	1,955.00	1,850.00	1,145.00	735.00	2,200.00	2,000.00	-9.1%
10010002 533005 Meals	.00	.00	.00	.00	.00	.00	.0%
10010002 533006 Lodging	2,917.00	2,204.00	1,967.07	1,539.00	2,900.00	3,000.00	3.4%
10010002 539000 OtherSupps	2,894.51	3,548.43	1,593.23	3,040.37	2,000.00	3,000.00	50.0%

NEXT YEAR BUDGET HISTORICAL COMPARISON

PROJECTION: 20271 2027 Operating Budget FOR PERIOD 99

ACCOUNTS FOR:

General Fund	PRIOR FY3 ACTUALS	PRIOR FY2 ACTUALS	LAST FY1 ACTUALS	CY ACTUALS	CY REV BUDGET	PROJECTION LEVEL 3	PCT CHANGE
TOTAL County Board	65,522.27	-10,575.69	-20,522.88	-32,138.75	-5,000.00	.00	.0%
TOTAL County Board	-8,593.81	-16,150.61	-21,949.51	-26,738.66	-5,000.00	.00	.0%

NEXT YEAR BUDGET HISTORICAL COMPARISON

PROJECTION: 20271 2027 Operating Budget FOR PERIOD 99

ACCOUNTS FOR:

General Fund	PRIOR FY3 ACTUALS	PRIOR FY2 ACTUALS	LAST FY1 ACTUALS	CY ACTUALS	CY REV BUDGET	PROJECTION LEVEL 3	PCT CHANGE
115 Administration							
10011001 Administration							
10011001 433001 FedCOVID	.00	.00	.00	.00	.00	.00	.0%
10011001 499999 Co Fnd App	.00	.00	-191,356.03	-196,710.00	-196,710.00	-203,534.00	3.5%
10011001 510000 FTSalaries	.00	27,651.66	115,230.72	96,844.28	125,960.00	147,500.00	17.1%
10011001 510002 Overtime	.00	.00	.00	.00	.00	.00	.0%
10011001 510003 NonProdPay	.00	5,582.26	24,696.09	13,283.40	17,240.00	.00	.0%
10011001 510004 TermPay	.00	.00	.00	.00	.00	.00	.0%
10011001 510036 SL Buyback	.00	.00	.00	.00	.00	.00	.0%
10011001 515001 Soc Sec	.00	2,403.02	10,158.79	7,987.14	10,975.00	11,285.00	2.8%
10011001 515002 Retirement	.00	2,373.02	9,738.55	7,929.22	10,310.00	10,695.00	3.7%
10011001 515003 Health Ins	.00	5,384.36	26,535.67	21,560.06	28,275.00	30,425.00	7.6%
10011001 515004 Life Ins	.00	5.95	21.18	22.32	30.00	30.00	.0%
10011001 515005 Disability	.00	86.40	362.43	257.76	340.00	345.00	1.5%
10011001 515006 AD&D	.00	.87	3.13	2.62	5.00	4.00	-20.0%
10011001 515007 Unemploy	.00	.00	.00	.00	.00	.00	.0%
10011001 515008 Wrkr Comp	.00	.00	.00	.00	.00	.00	.0%
10011001 521000 Cont Serv	.00	.00	146.00	.00	.00	.00	.0%
10011001 521002 Attorney	.00	.00	4,753.25	.00	.00	.00	.0%
10011001 522004 PhoneInter	.00	.00	.00	.00	.00	.00	.0%
10011001 531000 OfficeSupp	.00	.00	.00	75.72	100.00	100.00	.0%
10011001 531001 Postage	.00	10.63	56.07	15.99	75.00	50.00	-33.3%
10011001 531002 Print/Copy	.00	.00	70.87	349.28	400.00	500.00	400.0%
10011001 532003 BksPubSubs	.00	.00	144.00	144.00	350.00	300.00	-14.3%
10011001 532005 Memb Dues	.00	.00	.00	.00	300.00	300.00	.0%
10011001 533000 MilageTrav	.00	.00	433.60	314.05	350.00	400.00	-38.5%
10011001 533001 Educ/Train	.00	.00	33.97	.00	500.00	500.00	.0%
10011001 533002 RegFeeTuit	.00	.00	350.76	180.00	750.00	500.00	-33.3%
10011001 533005 Meals	.00	.00	.00	.00	.00	.00	.0%
10011001 533006 Lodging	.00	.00	460.00	149.00	750.00	600.00	-20.0%
10011001 539000 OtherSupps	.00	.00	.00	.00	.00	.00	.0%
10011001 581001 CO FurnEq	.00	.00	1,797.96	.00	.00	.00	.0%
TOTAL Administration	.00	43,498.17	3,637.01	-47,595.16	.00	.00	.0%
TOTAL Administration	.00	43,498.17	3,637.01	-47,595.16	.00	.00	.0%

NEXT YEAR BUDGET HISTORICAL COMPARISON

PROJECTION: 20271 2027 Operating Budget FOR PERIOD 99

ACCOUNTS FOR:

General Fund	PRIOR FY3 ACTUALS	PRIOR FY2 ACTUALS	LAST FY1 ACTUALS	CY ACTUALS	CY REV BUDGET	PROJECTION LEVEL 3	PCT CHANGE
120 Human Resources							
10012001 Human Resources							
10012001 433001 FedCOVID	.00	.00	.00	.00	.00	.00	.0%
10012001 499999 Co Fnd App	-249,459.00	-273,162.00	-320,937.00	-330,322.00	-330,322.00	-336,855.00	2.0%
10012001 510000 FTSalaries	164,790.91	157,495.40	172,929.64	150,080.19	199,100.00	245,502.00	23.3%
10012001 510002 Overtime	3,216.83	.00	.00	.00	.00	.00	.0%
10012001 510003 NonProdPay	2,365.49	39,678.19	42,364.49	29,056.87	35,000.00	.00	-100.0%
10012001 510004 TermPay	.00	12,826.16	.00	.00	.00	.00	.0%
10012001 510036 SL Buyback	2,241.48	1,572.48	713.80	.00	1,652.00	890.00	-46.1%
10012001 515001 Soc Sec	12,257.68	15,515.56	15,739.56	13,102.14	18,100.00	18,850.00	4.1%
10012001 515002 Retirement	9,787.51	13,718.36	15,036.28	12,897.91	16,990.00	17,865.00	5.2%
10012001 515003 Health Ins	45,116.15	56,570.40	27,509.68	18,677.00	24,450.00	26,445.00	8.2%
10012001 515004 Life Ins	44.20	49.30	63.54	66.96	90.00	90.00	.0%
10012001 515005 Disability	450.48	521.13	558.28	420.05	556.00	575.00	3.4%
10012001 515006 AD&D	6.50	7.25	9.39	7.86	14.00	11.00	-21.4%
10012001 515007 Unemploy	.00	.00	.00	.00	.00	.00	.0%
10012001 515008 Wrkr Comp	.00	.00	.00	.00	.00	.00	.0%
10012001 521000 Cont Serv	.00	36,895.52	12,864.66	4,488.00	11,000.00	6,700.00	-58.1%
10012001 521002 Attorney	189.00	.00	8,176.00	6,583.50	6,583.50	5,000.00	.0%
10012001 522004 PhoneInter	1.80	1.95	1.80	1.35	2.00	2.00	.0%
10012001 531000 OfficeSupp	1,511.34	2,695.20	2,106.04	2,495.68	2,500.00	3,000.00	20.0%
10012001 531001 Postage	397.34	388.13	169.86	195.48	400.00	225.00	-43.8%
10012001 531002 Print/Copy	95.86	138.13	200.80	50.65	250.00	150.00	-40.0%
10012001 532003 BksPubSubs	349.00	.00	.00	.00	300.00	150.00	-50.0%
10012001 532005 Memb Dues	210.00	150.00	100.00	125.00	300.00	300.00	.0%
10012001 532006 AdvertRecr	.00	.00	.00	.00	.00	3,500.00	.0%
10012001 533000 MilageTrav	373.93	603.78	553.06	576.15	2,200.00	500.00	-77.3%
10012001 533001 Educ/Train	2,300.00	16,122.00	105.00	175.00	916.50	1,500.00	-40.0%
10012001 533002 RegFeeTuit	419.50	744.50	.00	.00	500.00	300.00	-40.0%
10012001 533005 Meals	34.25	.00	20.00	.00	200.00	100.00	-50.0%
10012001 533006 Lodging	457.41	354.50	602.00	829.92	2,750.00	1,000.00	-63.6%
10012001 539000 OtherSupps	39.85	5,121.27	122.99	22.00	250.00	.00	-100.0%
10012001 581001 CO FurnEq	.00	.00	2,723.45	750.00	1,218.00	4,200.00	244.8%
TOTAL Human Resources	-2,802.49	88,007.21	-18,266.68	-89,720.29	-5,000.00	.00	.0%
TOTAL Human Resources	-2,802.49	88,007.21	-18,266.68	-89,720.29	-5,000.00	.00	.0%

NEXT YEAR BUDGET HISTORICAL COMPARISON

PROJECTION: 20271 2027 Operating Budget FOR PERIOD 99

ACCOUNTS FOR:

General Fund	PRIOR FY3 ACTUALS	PRIOR FY2 ACTUALS	LAST FY1 ACTUALS	CY ACTUALS	CY REV BUDGET	PROJECTION LEVEL 3	PCT CHANGE
130 Clerk of Courts							
10013001 Circuit Court							
10013001 433001 FedCOVID	.00	.00	.00	.00	.00	.00	.0%
10013001 435100 StGrntGen	-204,608.07	-200,319.40	-244,169.37	-247,045.00	-253,000.00	-255,000.00	2.8%
10013001 435111 GuardadLit	.00	.00	.00	-44,248.19	-40,000.00	-46,000.00	15.0%
10013001 436900 GAL Pymt	.00	.00	.00	.00	.00	.00	.0%
10013001 441000 Occ Lic	.00	.00	.00	.00	.00	.00	.0%
10013001 442010 FeeMarriag	-3,700.00	-3,560.00	-4,220.00	-3,880.00	-4,000.00	-4,000.00	.0%
10013001 451010 BdyBndForf	-6,350.00	-9,200.00	-13,477.74	-5,531.14	-10,000.00	-10,000.00	.0%
10013001 451015 CtyForfDef	-53,348.28	-52,013.17	-48,317.89	-30,543.99	-65,000.00	-60,000.00	-7.7%
10013001 451020 CtyStfines	-92,632.83	-98,520.51	-118,523.91	-81,154.53	-100,000.00	-105,000.00	5.0%
10013001 451070 TskForReim	-1,234.41	-391.80	-1,351.72	-362.42	-2,000.00	-2,000.00	.0%
10013001 461000 FeeCircCrt	-96,489.17	-104,122.81	-116,065.62	-77,124.76	-112,000.00	-140,000.00	25.0%
10013001 461001 ReimPsych	-2,071.91	-6,487.86	-3,969.72	-1,513.63	-5,000.00	-5,000.00	.0%
10013001 461002 ReimInterp	-6,296.00	-5,630.00	-9,985.68	-12,692.20	-8,000.00	-15,000.00	87.5%
10013001 461003 FeeMediatn	-5,656.05	-6,390.79	-6,402.90	-4,627.45	-7,800.00	-7,800.00	.0%
10013001 461004 Reimb GAL	-63,415.86	-83,227.24	-119,505.60	-97,681.71	-110,000.00	-140,000.00	27.3%
10013001 461006 Re nt Atty	-59,955.26	-65,679.29	-94,753.54	-54,334.52	-80,000.00	-95,000.00	18.8%
10013001 461007 Fam Crt CS	-12,366.00	-15,145.00	-12,248.00	-7,579.00	-13,000.00	-14,500.00	11.5%
10013001 461008 ReimJryFee	-2,063.39	-1,305.02	-3,728.70	-5,475.90	-3,000.00	-4,000.00	33.3%
10013001 461009 SearchFee	.00	-5.00	-30.00	.00	.00	.00	.0%
10013001 461011 ExtradReim	-1,920.85	-2,173.09	-1,106.83	-311.78	-2,000.00	-2,000.00	.0%
10013001 461012 BlfStafRem	-4,259.59	.00	.00	.00	-1,000.00	.00	.0%
10013001 461013 IgnIntlkCh	-3,892.75	-4,543.81	-3,814.92	-2,735.20	-5,000.00	-5,000.00	.0%
10013001 461014 10%ResSchg	-6,394.62	-11,060.26	-7,660.09	-5,699.68	-10,000.00	-10,000.00	.0%
10013001 461015 DivorBklts	-1,080.72	-1,123.38	-924.30	-597.24	-1,200.00	-1,200.00	.0%
10013001 499999 Co Fnd App	-132,428.04	-247,752.96	-272,317.00	-324,246.50	-324,246.50	-328,792.00	1.4%
10013001 514011 Bailiff PD	1,927.71	4,990.39	7,950.46	4,088.91	5,000.00	5,000.00	.0%
10013001 515001 Soc Sec	147.42	381.77	608.20	312.81	400.00	400.00	.0%
10013001 515002 Retirement	.00	.00	.00	.00	.00	.00	.0%
10013001 521002 Attorney	70,044.16	89,433.66	86,219.78	72,048.43	82,000.00	95,000.00	15.9%
10013001 521005 Mediation	7,905.00	6,570.00	5,703.00	5,818.00	6,000.00	7,500.00	25.0%
10013001 521063 WitnessFee	.00	.00	214.20	.00	.00	.00	.0%
10013001 521065 Jury Pay	35,642.13	63,078.46	98,207.84	40,837.52	68,000.00	68,000.00	.0%
10013001 521079 Interpret	6,588.63	9,173.87	11,844.92	16,209.00	18,000.00	17,000.00	142.9%
10013001 521080 GuardadLit	75,692.52	121,412.74	109,671.13	76,457.74	88,000.00	115,000.00	30.7%
10013001 521081 PsychEvals	9,850.00	17,035.00	16,035.00	14,967.50	22,000.00	22,000.00	120.0%
10013001 521083 Transcript	594.50	474.00	465.50	494.97	500.00	1,000.00	100.0%
10013001 521097 CrtCommiss	126.00	579.00	396.00	366.00	500.00	1,000.00	100.0%
10013001 522004 PhoneInter	1,709.08	2,372.28	1,929.81	1,388.68	2,500.00	2,500.00	.0%
10013001 531000 OfficeSupp	3,678.66	492.52	470.96	1,714.22	3,000.00	3,000.00	.0%
10013001 531001 Postage	16,923.88	16,441.28	16,980.51	11,541.01	16,000.00	17,500.00	9.4%
10013001 531002 Print/Copy	.00	.00	.00	.00	.00	.00	.0%
10013001 532002 LawLibrary	4,359.46	5,344.71	6,072.20	4,636.04	5,300.00	5,300.00	.0%
10013001 533000 MilageTrav	601.29	718.20	340.20	137.75	350.00	350.00	.0%
10013001 533002 RegFeeTuit	765.00	935.00	380.00	345.00	400.00	400.00	.0%
10013001 533005 Meals	937.83	1,468.76	1,771.16	692.98	1,100.00	1,100.00	.0%
10013001 533006 Lodging	460.00	600.01	294.00	202.00	400.00	400.00	.0%

NEXT YEAR BUDGET HISTORICAL COMPARISON

PROJECTION: 20271 2027 Operating Budget FOR PERIOD 99

ACCOUNTS FOR:

General Fund	PRIOR FY3 ACTUALS	PRIOR FY2 ACTUALS	LAST FY1 ACTUALS	CY ACTUALS	CY REV BUDGET	PROJECTION LEVEL 3	PCT CHANGE
10013001 534021 Jury Supp	74.81	637.78	870.38	265.55	400.00	400.00	.0%
10013001 539000 OtherSupps	7,886.75	8,779.98	8,858.44	3,571.56	8,000.00	8,000.00	.0%
TOTAL Circuit Court	-514,248.97	-567,731.98	-707,289.84	-751,289.17	-828,396.50	-879,442.00	3.9%
10013002 Clerk of Courts							
10013002 510000 FTSalaries	324,937.91	319,652.32	350,000.16	266,468.41	382,400.00	446,370.00	16.7%
10013002 510003 NonProdPay	4,139.30	47,920.70	53,305.88	35,763.28	40,000.00	.00	.0%
10013002 510004 TermPay	.00	.00	.00	3,356.16	.00	.00	.0%
10013002 510036 SL Buyback	743.48	.00	.00	.00	300.00	200.00	-33.3%
10013002 512000 Extra Hire	.00	.00	.00	.00	.00	.00	.0%
10013002 515001 Soc Sec	24,289.27	27,101.46	29,126.34	22,284.82	32,350.00	34,150.00	5.6%
10013002 515002 Retirement	18,698.80	25,369.97	28,068.62	22,075.42	29,900.00	31,630.00	5.8%
10013002 515003 Health Ins	78,903.07	132,156.84	125,742.47	98,104.48	132,000.00	135,175.00	2.4%
10013002 515004 Life Ins	147.90	142.80	148.26	151.28	210.00	210.00	.0%
10013002 515005 Disability	860.61	955.88	1,044.73	715.29	985.00	1,025.00	4.1%
10013002 515006 AD&D	21.75	21.00	21.91	17.50	32.00	26.00	-18.8%
10013002 515007 Unemploy	.00	.00	.00	.00	.00	.00	.0%
10013002 515008 Wrkr Comp	.00	.00	.00	.00	.00	.00	.0%
10013002 521002 Attorney	.00	.00	.00	.00	.00	.00	.0%
TOTAL Clerk of Courts	452,742.09	553,320.97	587,458.37	448,936.64	618,177.00	648,786.00	5.0%
10013003 Judicial Assistants							
10013003 510000 FTSalaries	96,138.56	95,653.22	105,927.28	80,559.25	109,850.00	129,130.00	17.6%
10013003 510003 NonProdPay	1,122.24	17,415.59	17,461.52	15,362.35	15,000.00	.00	.0%
10013003 510004 TermPay	.00	.00	.00	.00	.00	.00	.0%
10013003 510036 SL Buyback	339.01	380.52	593.60	.00	300.00	600.00	100.0%
10013003 515001 Soc Sec	7,127.22	8,246.38	9,020.67	6,991.58	9,575.00	9,925.00	3.7%
10013003 515002 Retirement	5,533.01	7,830.19	8,630.10	6,906.18	9,050.00	9,405.00	3.9%
10013003 515003 Health Ins	22,856.32	32,750.71	26,535.67	21,560.06	28,275.00	30,425.00	7.6%
10013003 515004 Life Ins	44.20	40.80	42.36	44.64	60.00	60.00	.0%
10013003 515005 Disability	261.96	293.80	319.42	224.38	300.00	303.00	1.0%
10013003 515006 AD&D	6.50	6.00	6.26	5.24	9.50	8.00	-15.8%
10013003 515007 Unemploy	.00	.00	.00	.00	.00	.00	.0%
10013003 515008 Wrkr Comp	.00	.00	.00	.00	.00	.00	.0%
TOTAL Judicial Assistants	133,429.02	162,617.21	168,536.88	131,653.68	172,419.50	179,856.00	4.3%
10013004 Family Court							
10013004 521098 FamCrtComm	36,666.63	53,333.37	50,000.04	33,835.00	50,000.00	45,000.00	-10.0%
10013004 539000 OtherSupps	422.14	821.25	1,127.29	356.66	800.00	800.00	.0%
TOTAL Family Court	37,088.77	54,154.62	51,127.33	34,191.66	50,800.00	45,800.00	-9.8%
10013005 Treatment Court							
10013005 533000 MilageTrav	4,510.01	6,055.73	5,235.00	2,384.10	5,000.00	5,000.00	.0%

NEXT YEAR BUDGET HISTORICAL COMPARISON

PROJECTION: 20271 2027 Operating Budget FOR PERIOD 99

ACCOUNTS FOR:

General Fund	PRIOR FY3 ACTUALS	PRIOR FY2 ACTUALS	LAST FY1 ACTUALS	CY ACTUALS	CY REV BUDGET	PROJECTION LEVEL 3	PCT CHANGE
10013005 539000 OtherSupps	.00	.00	.00	.00	.00	.00	.0%
TOTAL Treatment Court	4,510.01	6,055.73	5,235.00	2,384.10	5,000.00	5,000.00	.0%
TOTAL Clerk of Courts	113,520.92	208,416.55	105,067.74	-134,123.09	18,000.00	.00	.0%

NEXT YEAR BUDGET HISTORICAL COMPARISON

PROJECTION: 20271 2027 Operating Budget FOR PERIOD 99

ACCOUNTS FOR:

General Fund	PRIOR FY3 ACTUALS	PRIOR FY2 ACTUALS	LAST FY1 ACTUALS	CY ACTUALS	CY REV BUDGET	PROJECTION LEVEL 3	PCT CHANGE
140 Register in Probate							
10014001 Register in Probate							
10014001 461004 Reimb GAL	-12,626.61	.00	.00	.00	.00	.00	.0%
10014001 461032 Fee RegPrb	-1,005.00	-2,180.00	-977.00	-1,372.25	-650.00	-1,200.00	84.6%
10014001 499999 Co Fnd App	-188,379.96	-178,176.96	-194,385.00	-203,764.50	-203,764.50	-210,490.00	3.3%
10014001 510000 FTSalaries	113,483.67	107,503.43	118,034.02	86,723.50	119,440.00	141,505.00	18.5%
10014001 510003 NonProdPay	1,434.06	19,792.58	17,951.43	18,607.65	18,000.00	.00	.0%
10014001 510004 TermPay	.00	.00	.00	.00	.00	.00	.0%
10014001 510036 SL Buyback	1,583.47	1,719.36	1,805.28	.00	1,810.00	1,850.00	2.2%
10014001 515001 Soc Sec	8,266.11	9,148.86	9,714.99	7,393.14	10,650.00	10,965.00	3.0%
10014001 515002 Retirement	6,606.06	8,905.52	9,594.06	7,583.79	10,050.00	10,395.00	3.4%
10014001 515003 Health Ins	38,559.46	57,690.43	44,256.37	35,912.46	46,950.00	50,280.00	7.1%
10014001 515004 Life Ins	44.20	40.80	42.36	44.64	60.00	60.00	.0%
10014001 515005 Disability	309.78	330.98	352.07	246.50	330.00	332.00	.6%
10014001 515006 AD&D	6.50	6.00	6.26	5.24	9.50	8.00	-15.8%
10014001 515007 Unemploy	.00	.00	.00	.00	.00	.00	.0%
10014001 515008 Wrkr Comp	.00	.00	.00	.00	.00	.00	.0%
10014001 521002 Attorney	.00	.00	.00	.00	.00	.00	.0%
TOTAL Register in Probate	-31,718.26	24,781.00	6,394.84	-48,619.83	2,885.00	3,705.00	28.4%
10014002 Probate Court							
10014002 461033 FeeProbate	-14,553.12	-19,890.43	-16,712.39	-10,462.14	-18,000.00	-14,000.00	-22.2%
10014002 461034 FeeAppGrdn	-24,807.84	-42,739.77	-29,487.73	-15,907.10	-28,000.00	-28,000.00	.0%
10014002 461036 FeeEst&Cty	-26,311.02	-22,782.25	-37,767.87	-21,317.40	-28,000.00	-28,360.00	1.3%
10014002 521081 PsychEvals	21,957.50	31,502.00	20,160.25	10,789.00	22,000.00	20,000.00	-9.1%
10014002 521082 AptdGrdCnl	21,964.86	31,844.88	24,033.03	14,812.58	25,000.00	24,000.00	-4.0%
10014002 522004 PhoneInter	516.00	557.90	519.58	391.87	500.00	450.00	-10.0%
10014002 531000 OfficeSupp	2,050.54	960.06	1,561.45	2,574.43	4,300.00	4,300.00	.0%
10014002 531001 Postage	2,344.67	2,251.30	2,476.38	1,750.74	2,500.00	2,585.00	3.4%
10014002 531002 Print/Copy	.00	.00	.00	.00	.00	.00	.0%
10014002 533000 MilageTrav	1,093.85	521.26	953.40	473.50	842.00	1,165.00	5.9%
10014002 533002 RegFeeTuit	215.00	255.00	255.00	50.00	255.00	355.00	1320.0%
10014002 533005 Meals	211.40	216.47	189.32	68.00	300.00	380.00	26.7%
10014002 533006 Lodging	540.00	564.00	490.00	309.00	618.00	620.00	5.1%
10014002 539000 OtherSupps	856.47	1,712.63	1,351.01	.00	.00	.00	.0%
TOTAL Probate Court	-13,921.69	-15,026.95	-31,978.57	-16,467.52	-17,685.00	-16,505.00	-6.7%
10014003 Juvenile Court							
10014003 461030 FeeJuvenil	-7,559.81	-2,904.17	-2,819.24	-3,251.67	-3,500.00	-3,500.00	.0%
10014003 461031 RevPubDef	-1,013.17	-1,195.21	-934.07	-1,095.77	-1,200.00	-1,700.00	41.7%
10014003 461034 FeeAppGrdn	-3,381.54	-8,589.79	-13,930.10	-5,684.11	-9,500.00	-8,000.00	-15.8%
10014003 521081 PsychEvals	1,500.00	960.00	3,978.75	.00	4,000.00	3,000.00	-25.0%
10014003 521082 AptdGrdCnl	15,396.33	18,677.57	52,430.15	15,751.84	25,000.00	23,000.00	-8.0%
10014003 531000 OfficeSupp	.00	.00	.00	.00	.00	.00	.0%

NEXT YEAR BUDGET HISTORICAL COMPARISON

PROJECTION: 20271 2027 Operating Budget FOR PERIOD 99

ACCOUNTS FOR:

General Fund	PRIOR FY3 ACTUALS	PRIOR FY2 ACTUALS	LAST FY1 ACTUALS	CY ACTUALS	CY REV BUDGET	PROJECTION LEVEL 3	PCT CHANGE
10014003 539000 OtherSupps	429.64	1,338.66	47.02	.00	.00	.00	.0%
TOTAL Juvenile Court	5,371.45	8,287.06	38,772.51	5,720.29	14,800.00	12,800.00	-13.5%
10014040 Treatment Court							
10014040 435000 OpGrant	.00	.00	.00	.00	.00	-13,700.00	.0%
10014040 435100 StGrntGen	-144,207.72	-138,315.23	-159,993.73	-69,237.75	-150,000.00	-150,000.00	.0%
10014040 499999 Co Fnd App	.00	-33,566.04	-35,653.00	-41,556.00	-41,556.00	-21,590.00	-48.0%
10014040 510000 FTSalaries	54,865.31	50,296.60	54,907.20	42,210.48	57,000.00	68,610.00	20.4%
10014040 510003 NonProdPay	428.12	11,044.33	11,063.59	9,430.21	9,500.00	.00	.0%
10014040 510004 TermPay	.00	.00	.00	.00	.00	.00	.0%
10014040 510036 SL Buyback	.00	172.10	494.86	.00	330.00	680.00	106.1%
10014040 515001 Soc Sec	3,862.95	4,307.53	4,692.49	3,598.72	5,110.00	5,300.00	3.7%
10014040 515002 Retirement	3,135.15	4,245.68	4,627.01	3,718.24	4,810.00	5,020.00	4.4%
10014040 515003 Health Ins	21,844.29	31,623.10	25,349.59	20,695.50	26,555.00	24,625.00	-7.3%
10014040 515004 Life Ins	20.81	19.20	20.03	21.23	21.00	28.00	33.3%
10014040 515005 Disability	149.46	159.64	170.91	120.79	159.50	160.00	.3%
10014040 515006 AD&D	3.03	2.88	3.00	2.50	3.50	4.00	14.3%
10014040 521000 Cont Serv	32,000.00	32,000.00	31,960.00	13,893.75	32,094.00	32,094.00	.0%
10014040 521084 Testing	18,492.00	12,386.39	11,828.86	6,127.75	7,450.50	11,694.00	56.2%
10014040 522004 PhoneInter	473.37	522.14	490.53	368.68	480.00	.00	.0%
10014040 531000 OfficeSupp	4,742.10	3,879.71	2,243.43	2,077.13	2,932.50	.00	.0%
10014040 531001 Postage	316.15	499.15	233.60	.00	100.00	100.00	.0%
10014040 531002 Print/Copy	.00	.00	.00	.00	.00	.00	.0%
10014040 533000 MilageTrav	360.34	762.53	687.32	392.70	470.00	235.00	-50.0%
10014040 533002 RegFeeTuit	2,450.00	2,100.00	2,040.00	1,400.00	1,400.00	700.00	-50.0%
10014040 533005 Meals	277.37	257.60	107.04	222.24	276.00	144.00	-47.8%
10014040 533006 Lodging	1,854.00	1,470.00	1,585.94	1,212.00	1,212.00	606.00	-48.5%
10014040 539000 OtherSupps	750.00	1,960.00	258.00	83.50	96.00	.00	.0%
10014040 539005 OpExpense	.00	.00	.00	.00	.00	13,700.00	.0%
TOTAL Treatment Court	1,816.73	-14,172.69	-42,883.33	-5,218.33	-41,556.00	-21,590.00	-48.0%
10014041 Treatment Court Cty Funded							
10014041 435100 StGrntGen	.00	.00	.00	-5,000.00	-5,000.00	.00	.0%
10014041 521000 Cont Serv	3,000.00	3,000.00	2,999.76	927.63	3,000.00	3,000.00	.0%
10014041 521084 Testing	14,235.30	17,548.14	14,773.68	11,106.00	23,513.50	13,290.00	-43.5%
10014041 531000 OfficeSupp	.00	.00	.00	.00	.00	.00	.0%
10014041 533006 Lodging	.00	140.00	3,400.00	700.00	4,100.00	.00	.0%
10014041 539000 OtherSupps	10.49	310.45	11,362.44	6,768.41	9,560.00	5,300.00	16.2%
TOTAL Treatment Court Cty Fu	17,245.79	20,998.59	32,535.88	14,502.04	35,173.50	21,590.00	-38.6%
10014045 Criminal Justice Coord Council							
10014045 499999 Co Fnd App	.00	.00	.00	.00	.00	-6,623.25	.0%
10014045 510000 FTSalaries	3,738.40	3,068.50	3,349.77	2,575.16	3,550.00	4,380.00	23.4%
10014045 510003 NonProdPay	26.12	673.78	427.29	.00	500.00	.00	.0%
10014045 510004 TermPay	.00	.00	.00	.00	.00	.00	.0%

NEXT YEAR BUDGET HISTORICAL COMPARISON

PROJECTION: 20271 2027 Operating Budget FOR PERIOD 99

ACCOUNTS FOR:

General Fund	PRIOR FY3 ACTUALS	PRIOR FY2 ACTUALS	LAST FY1 ACTUALS	CY ACTUALS	CY REV BUDGET	PROJECTION LEVEL 3	PCT CHANGE
10014045 510036 SL Buyback	.00	164.27	.00	.00	25.00	.00	.0%
10014045 515001 Soc Sec	262.93	274.39	266.66	179.29	310.00	340.00	9.7%
10014045 515002 Retirement	213.06	269.67	262.85	185.37	290.00	320.00	10.3%
10014045 515003 Health Ins	1,012.03	1,127.61	1,186.08	864.56	1,695.00	1,570.00	-7.4%
10014045 515004 Life Ins	1.29	1.20	1.15	1.09	1.50	2.00	33.3%
10014045 515005 Disability	9.81	9.62	9.77	6.00	10.50	11.00	4.8%
10014045 515006 AD&D	.22	.12	.13	.12	.50	.25	-50.0%
TOTAL Criminal Justice Coord	5,263.86	5,589.16	5,503.70	3,811.59	6,382.50	.00	-100.0%
TOTAL Register in Probate	-15,942.12	30,456.17	8,345.03	-46,271.76	.00	.00	.0%

NEXT YEAR BUDGET HISTORICAL COMPARISON

PROJECTION: 20271 2027 Operating Budget FOR PERIOD 99

ACCOUNTS FOR:

General Fund	PRIOR FY3 ACTUALS	PRIOR FY2 ACTUALS	LAST FY1 ACTUALS	CY ACTUALS	CY REV BUDGET	PROJECTION LEVEL 3	PCT CHANGE
150 County Clerk							
10015001 County Clerk							
10015001 412210 RetSaleTax	-187.61	-151.92	-140.22	-98.17	-120.00	-120.00	.0%
10015001 433001 FedCOVID	.00	.00	.00	.00	.00	.00	.0%
10015001 442001 ConservLic	-260.83	.00	.00	.00	.00	.00	.0%
10015001 442010 FeeMarriag	-5,657.50	-5,540.00	-6,580.00	-6,045.00	-6,000.00	-11,000.00	83.3%
10015001 480100 Misc Rev	-1,010.79	-4,049.74	-1,744.30	-1,362.41	-2,000.00	-1,000.00	-50.0%
10015001 481105 DividendIn	-161.49	.00	.00	.00	-100.00	-100.00	.0%
10015001 482150 Rentl Inc	-6,600.00	-4,500.00	-6,000.00	-5,000.00	-6,000.00	-6,000.00	.0%
10015001 485000 Donations	-7.96	.00	.00	.00	.00	.00	.0%
10015001 499999 Co Fnd App	-1,232,737.92	-1,466,685.00	-1,435,721.86	-1,652,312.53	-1,652,312.53	-1,585,849.86	-4.0%
10015001 510000 FTSalaries	210,567.28	207,124.02	225,219.09	171,837.12	243,160.00	208,626.00	-14.2%
10015001 510002 Overtime	.00	.00	133.56	.00	.00	.00	.0%
10015001 510003 NonProdPay	1,154.52	17,515.50	22,044.15	15,962.59	17,000.00	.00	.0%
10015001 510004 TermPay	.00	.00	.00	.00	.00	.00	.0%
10015001 510036 SL Buyback	1,122.24	1,304.64	1,424.64	.00	1,430.00	2,500.00	74.8%
10015001 512000 Extra Hire	182.76	534.22	456.80	521.01	.00	.00	.0%
10015001 515001 Soc Sec	15,579.53	16,495.90	18,293.12	13,787.71	19,905.00	16,150.00	-18.9%
10015001 515002 Retirement	11,727.94	15,571.37	17,320.72	13,476.04	18,590.00	15,000.00	-19.3%
10015001 515003 Health Ins	61,236.32	91,672.20	67,033.52	54,020.03	70,595.00	76,040.00	7.7%
10015001 515004 Life Ins	86.52	81.30	84.42	89.28	120.00	90.00	-25.0%
10015001 515005 Disability	563.50	583.05	640.19	437.89	610.00	480.00	-21.3%
10015001 515006 AD&D	12.75	11.96	12.47	10.48	18.50	11.00	-40.5%
10015001 515007 Unemploy	.00	.00	.00	.00	.00	.00	.0%
10015001 515008 Wrkr Comp	.00	.00	.00	.00	.00	.00	.0%
10015001 521002 Attorney	.00	.00	.00	.00	.00	.00	.0%
10015001 522004 PhoneInter	519.66	573.32	535.40	224.55	525.00	550.00	4.8%
10015001 524001 Supp Agrmt	8,726.04	12,144.57	2,480.61	2,415.00	5,000.00	5,000.00	.0%
10015001 531001 Postage	885.28	323.76	661.57	132.22	500.00	2,000.00	300.0%
10015001 531002 Print/Copy	178.03	132.92	90.58	32.39	500.00	2,000.00	300.0%
10015001 532005 Memb Dues	310.00	140.00	265.00	315.00	315.00	315.00	.0%
10015001 533000 MilageTrav	1,564.27	675.36	1,857.80	.00	.00	2,000.00	.0%
10015001 533002 RegFeeTuit	1,590.00	430.00	1,025.00	274.00	1,550.00	1,500.00	-3.2%
10015001 533005 Meals	.00	.00	.00	.00	.00	.00	.0%
10015001 533006 Lodging	1,220.18	921.00	2,114.57	124.00	4,000.00	4,000.00	.0%
10015001 539000 OtherSupps	8,621.36	10,481.40	10,057.83	7,013.76	10,000.00	10,000.00	.0%
10015001 581001 CO FurnEq	.00	17,545.46	.00	.00	.00	4,000.00	.0%
TOTAL County Clerk	-920,775.92	-1,086,664.71	-1,078,435.34	-1,384,145.04	-1,272,714.03	-1,253,807.86	-1.5%
10015002 Elections							
10015002 435100 StGrntGen	-1,965.84	.00	.00	.00	.00	.00	.0%
10015002 473000 Intrg Chrg	-30,806.47	-19,384.90	-22,827.75	-14,985.59	-14,000.00	-15,000.00	7.1%
10015002 493000 FndBal Usd	.00	.00	.00	.00	.00	.00	.0%
10015002 510000 FTSalaries	297.02	1,158.59	1,190.20	834.85	1,200.00	1,023.84	-14.7%
10015002 514012 CanvassPD	130.00	910.00	455.00	585.00	1,300.00	1,040.00	-20.0%
10015002 515001 Soc Sec	21.12	85.37	86.43	60.32	92.00	78.30	-14.9%

NEXT YEAR BUDGET HISTORICAL COMPARISON

PROJECTION: 20271 2027 Operating Budget FOR PERIOD 99

ACCOUNTS FOR:

General Fund	PRIOR FY3 ACTUALS	PRIOR FY2 ACTUALS	LAST FY1 ACTUALS	CY ACTUALS	CY REV BUDGET	PROJECTION LEVEL 3	PCT CHANGE
10015002 515002 Retirement	17.49	79.96	82.71	60.12	90.00	.00	.0%
10015002 515003 Health Ins	85.29	241.75	365.33	272.97	380.00	.00	.0%
10015002 515004 Life Ins	.18	.30	.30	.00	.50	.00	.0%
10015002 515005 Disability	.00	2.99	3.08	1.95	3.50	.00	.0%
10015002 515006 AD&D	.00	.04	.05	.00	.10	.00	.0%
10015002 521000 Cont Serv	80,182.68	153,439.92	83,369.43	120,526.85	180,000.00	128,000.00	-28.9%
10015002 531001 Postage	51.72	67.73	79.55	20.38	250.00	250.00	.0%
10015002 531002 Print/Copy	176.94	139.45	419.57	125.79	500.00	250.00	-50.0%
10015002 532001 LegalPubs	12,779.33	28,329.70	14,757.23	16,136.53	30,000.00	20,000.00	-33.3%
10015002 533000 MilageTrav	77.29	79.73	.00	.00	.00	.00	.0%
10015002 534000 OperatSupp	3,990.95	24,770.79	9,348.12	9,627.32	19,000.00	20,000.00	5.3%
10015002 539000 OtherSupps	24,483.54	1,455.44	1,964.97	.00	.00	.00	.0%
TOTAL Elections	89,521.24	191,376.86	89,294.22	133,266.49	218,816.10	155,642.14	-28.9%
10015003 Property Asessor							
10015003 533001 Educ/Train	.00	.00	105.00	.00	500.00	500.00	.0%
10015003 539000 OtherSupps	8,248.58	7,486.78	3,870.97	2,218.84	6,000.00	11,600.00	93.3%
TOTAL Property Asessor	8,248.58	7,486.78	3,975.97	2,218.84	6,500.00	12,100.00	86.2%
10015004 Public Property							
10015004 531000 OfficeSupp	5,501.60	6,352.76	4,630.11	2,334.46	6,000.00	6,000.00	.0%
10015004 534000 OperatSupp	249.59	48.54	5,692.64	2,606.99	5,000.00	8,000.00	60.0%
10015004 539000 OtherSupps	.00	.00	.00	.00	.00	.00	.0%
10015004 553051 Equip Rent	796.02	.00	8,480.00	8,572.14	10,000.00	11,500.00	15.0%
10015004 581001 CO FurnEq	6,028.60	.00	24,970.00	.00	.00	.00	.0%
TOTAL Public Property	12,575.81	6,401.30	43,772.75	13,513.59	21,000.00	25,500.00	21.4%
10015005 Insurance							
10015005 515008 Wrkr Comp	21,154.49	35,749.83	24,721.05	33,924.81	52,500.00	40,543.87	-22.8%
10015005 521002 Attorney	.00	.00	.00	.00	1,000.00	1,000.00	.0%
10015005 551001 VehicleIns	.00	.00	.00	.00	.00	.00	.0%
10015005 551002 Liab Ins	84,671.76	89,192.33	105,884.59	106,721.75	117,000.00	120,000.00	2.6%
10015005 551003 Prop Ins	22,516.12	27,113.92	43,366.33	45,338.63	46,000.00	56,043.16	21.8%
10015005 551004 Fiber Ins	1,528.00	1,528.00	1,528.00	10,650.00	10,000.00	12,000.00	20.0%
10015005 551005 LegalIns	.00	.00	.00	.00	.00	2,000.00	.0%
10015005 551007 Cyber Ins	.00	.00	.00	22,833.04	.00	27,000.00	.0%
10015005 559001 Emp Bond	468.00	468.00	468.00	.00	468.00	468.00	.0%
TOTAL Insurance	130,338.37	154,052.08	175,967.97	219,468.23	226,968.00	259,055.03	14.1%
10015006 Flex Benefits							
10015006 489001 FlexUnclmd	-18,451.99	-18,451.99	-25,531.77	-44,614.83	.00	-30,000.00	.0%
10015006 515010 FlexExcess	10,826.12	7,322.97	87,471.06	8,392.02	9,500.00	9,500.00	.0%
10015006 521006 FlexFees	.00	.00	12,310.82	10,226.88	.00	10,000.00	.0%

NEXT YEAR BUDGET HISTORICAL COMPARISON

PROJECTION: 20271 2027 Operating Budget FOR PERIOD 99

ACCOUNTS FOR:

General Fund	PRIOR FY3 ACTUALS	PRIOR FY2 ACTUALS	LAST FY1 ACTUALS	CY ACTUALS	CY REV BUDGET	PROJECTION LEVEL 3	PCT CHANGE
TOTAL Flex Benefits	-7,625.87	-11,129.02	74,250.11	-25,995.93	9,500.00	-10,500.00	-210.5%
10015007 Library							
10015007 572000 SupExtOrg	540,594.79	604,693.27	653,251.10	703,897.70	703,897.70	724,449.82	2.9%
TOTAL Library	540,594.79	604,693.27	653,251.10	703,897.70	703,897.70	724,449.82	2.9%
10015008 Fire Suppression							
10015008 524010 FireSafety	2,587.50	.00	347.50	245.00	.00	500.00	.0%
TOTAL Fire Suppression	2,587.50	.00	347.50	245.00	.00	500.00	.0%
10015009 Regional Planning							
10015009 572000 SupExtOrg	184,289.74	49,435.06	50,423.76	51,432.23	51,432.23	52,460.87	2.0%
TOTAL Regional Planning	184,289.74	49,435.06	50,423.76	51,432.23	51,432.23	52,460.87	2.0%
10015010 Veterans' Graves							
10015010 572000 SupExtOrg	4,108.50	4,311.00	4,041.00	4,360.50	4,600.00	4,600.00	.0%
TOTAL Veterans' Graves	4,108.50	4,311.00	4,041.00	4,360.50	4,600.00	4,600.00	.0%
10015011 Wisconsin River Rail Transit							
10015011 572000 SupExtOrg	30,000.00	30,000.00	30,000.00	30,000.00	30,000.00	30,000.00	.0%
TOTAL Wisconsin River Rail T	30,000.00	30,000.00	30,000.00	30,000.00	30,000.00	30,000.00	.0%
TOTAL County Clerk	73,862.74	-50,037.38	46,889.04	-251,738.39	.00	.00	.0%

NEXT YEAR BUDGET HISTORICAL COMPARISON

PROJECTION: 20271 2027 Operating Budget FOR PERIOD 99

ACCOUNTS FOR:

General Fund	PRIOR FY3 ACTUALS	PRIOR FY2 ACTUALS	LAST FY1 ACTUALS	CY ACTUALS	CY REV BUDGET	PROJECTION LEVEL 3	PCT CHANGE
160 Treasurer							
10016001 Treasurer							
10016001 411500 PrvFrstCrp	-32,987.21	-33,784.51	-33,585.27	-38,183.56	-32,000.00	-36,000.00	12.5%
10016001 418000 IntrstTax	-150,565.98	-197,011.51	-185,523.39	-179,007.69	-150,000.00	-150,000.00	.0%
10016001 433001 FedCOVID	.00	.00	.00	.00	.00	.00	.0%
10016001 436400 SevYldW/D	-436,073.51	-28,235.91	-29,946.24	-12,658.67	-18,000.00	-18,000.00	.0%
10016001 436600 PILT DNR	-20,495.35	-21,696.44	-22,883.75	-23,408.29	-22,000.00	-23,000.00	4.5%
10016001 436610 PILT Feder	-87,342.85	-39,788.89	-40,353.71	-40,822.18	-37,000.00	-40,000.00	8.1%
10016001 451040 BadChkPen	-60.00	-140.00	-120.00	-140.00	-60.00	-80.00	33.3%
10016001 451060 OMVI Sur	.00	.00	.00	.00	.00	.00	.0%
10016001 480100 Misc Rev	-8,023.75	-16,903.82	-69,363.57	-8,583.08	-9,200.00	-8,700.00	-5.4%
10016001 480101 TaxDeedPro	-3,283.85	.00	.00	.00	.00	.00	.0%
10016001 481000 Int on Inv	-1,047,285.26	-1,111,703.01	-1,034,028.34	-856,806.59	-800,000.00	-900,000.00	12.5%
10016001 481001 Int OM Inv	-13,992.00	.00	-19,858.93	-6,339.91	-8,200.00	.00	.0%
10016001 499999 Co Fnd App	462,105.96	1,171,292.04	1,071,119.40	807,069.25	807,069.25	890,133.00	10.3%
10016001 510000 FTSalaries	143,783.20	140,097.45	149,390.92	124,993.20	152,910.00	170,075.00	11.2%
10016001 510002 Overtime	.00	.00	.00	.00	.00	.00	.0%
10016001 510003 NonProdPay	880.97	8,872.14	9,695.51	4,854.34	9,000.00	.00	.0%
10016001 510004 TermPay	.00	4,351.65	.00	.00	.00	.00	.0%
10016001 510036 SL Buyback	1,446.85	673.97	986.58	.00	740.00	1,005.00	35.8%
10016001 512000 Extra Hire	.00	.00	.00	.00	.00	.00	.0%
10016001 515001 Soc Sec	10,238.47	11,076.42	11,606.89	9,383.71	12,450.00	13,090.00	5.1%
10016001 515002 Retirement	8,269.91	10,328.74	11,144.27	9,349.21	11,720.00	12,400.00	5.8%
10016001 515003 Health Ins	58,697.64	76,082.51	49,749.59	43,642.94	51,730.00	57,440.00	11.0%
10016001 515004 Life Ins	62.86	52.46	55.99	61.32	75.00	78.00	4.0%
10016001 515005 Disability	390.76	392.39	393.37	303.82	390.00	390.00	.0%
10016001 515006 AD&D	9.23	7.71	8.27	7.27	12.00	10.00	-16.7%
10016001 515007 Unemploy	.00	.00	.00	.00	.00	.00	.0%
10016001 515008 Wrkr Comp	.00	.00	.00	.00	.00	.00	.0%
10016001 521002 Attorney	.00	.00	389.23	875.35	.00	.00	.0%
10016001 522004 PhoneInter	3.60	3.90	3.60	2.71	3.75	4.00	6.7%
10016001 531000 OfficeSupp	2,001.78	1,958.75	1,734.69	1,487.27	2,000.00	2,200.00	10.0%
10016001 531001 Postage	5,646.55	5,880.99	6,853.58	6,183.64	7,000.00	7,600.00	8.6%
10016001 531002 Print/Copy	8.44	2.20	.67	.87	10.00	5.00	-50.0%
10016001 531003 Postage	4,036.68	4,724.82	4,917.08	3,504.63	4,700.00	5,000.00	6.4%
10016001 531010 BankCharge	.00	.00	.00	.00	.00	.00	.0%
10016001 532001 LegalPubs	1,092.90	1,329.01	1,971.64	995.63	1,500.00	3,000.00	100.0%
10016001 533000 MilageTrav	1,450.64	1,850.00	1,797.40	917.40	2,200.00	650.00	-70.5%
10016001 533002 RegFeeTuit	505.00	510.00	510.00	519.50	600.00	600.00	.0%
10016001 533005 Meals	.00	.00	.00	.00	.00	.00	.0%
10016001 533006 Lodging	968.00	410.00	178.00	196.00	850.00	600.00	-29.4%
10016001 539000 OtherSupps	46,322.99	.00	58,655.00	.00	.00	.00	.0%
10016001 539004 PPTaxChgd	289.85	44.97	.00	.00	.00	.00	.0%
10016001 539006 RetrnChk	.00	.00	.00	.00	.00	.00	.0%
10016001 539007 COVID Exp	.00	.00	.00	.00	.00	.00	.0%
10016001 559002 UseValPen	218,316.19	14,108.82	14,971.60	6,329.33	9,000.00	9,000.00	.0%
TOTAL Treasurer	-833,581.29	4,786.85	-39,529.92	-145,272.58	-2,500.00	-2,500.00	.0%

NEXT YEAR BUDGET HISTORICAL COMPARISON

PROJECTION: 20271 2027 Operating Budget FOR PERIOD 99

ACCOUNTS FOR:

General Fund	PRIOR FY3 ACTUALS	PRIOR FY2 ACTUALS	LAST FY1 ACTUALS	CY ACTUALS	CY REV BUDGET	PROJECTION LEVEL 3	PCT CHANGE
10016002 Tax Deeds							
10016002 539003 TaxDeedExp	1,099.17	86.40	86.40	2,447.54	2,500.00	2,500.00	.0%
TOTAL Tax Deeds	1,099.17	86.40	86.40	2,447.54	2,500.00	2,500.00	.0%
TOTAL Treasurer	-832,482.12	4,873.25	-39,443.52	-142,825.04	.00	.00	.0%

NEXT YEAR BUDGET HISTORICAL COMPARISON

PROJECTION: 20271 2027 Operating Budget FOR PERIOD 99

ACCOUNTS FOR:

General Fund	PRIOR FY3 ACTUALS	PRIOR FY2 ACTUALS	LAST FY1 ACTUALS	CY ACTUALS	CY REV BUDGET	PROJECTION LEVEL 3	PCT CHANGE
170 District Attorney							
10017001 District Attorney							
10017001 433001 FedCOVID	.00	.00	.00	.00	.00	.00	.0%
10017001 461008 ReimJryFee	-294.29	-618.87	-276.57	-257.13	.00	.00	.0%
10017001 462002 FeePapServ	-9.15	-11.70	-40.00	-68.80	.00	.00	.0%
10017001 462003 FeeCopy	-16,344.64	-26,297.14	-20,975.44	-7,655.40	-16,000.00	-16,000.00	.0%
10017001 480100 Misc Rev	.00	.00	-3,031.24	.00	.00	.00	.0%
10017001 499999 Co Fnd App	-266,172.00	-244,581.96	-275,206.00	-288,364.00	-288,364.00	-322,936.00	12.0%
10017001 510000 FTSalaries	128,440.06	129,930.95	140,115.45	117,794.78	148,500.00	187,015.00	25.9%
10017001 510002 Overtime	.00	.00	.00	.00	.00	.00	.0%
10017001 510003 NonProdPay	1,577.60	21,492.99	24,444.51	17,528.89	20,000.00	.00	.0%
10017001 510004 TermPay	.00	.00	.00	.00	.00	.00	.0%
10017001 510036 SL Buyback	.00	.00	.00	.00	.00	.00	.0%
10017001 512000 Extra Hire	.00	.00	.00	.00	.00	.00	.0%
10017001 515001 Soc Sec	9,005.40	10,318.85	11,030.14	9,186.36	12,900.00	14,310.00	10.9%
10017001 515002 Retirement	7,371.19	10,451.25	11,453.80	9,743.33	12,130.00	13,560.00	11.8%
10017001 515003 Health Ins	48,127.37	87,601.27	70,792.04	57,472.52	75,225.00	80,705.00	7.3%
10017001 515004 Life Ins	66.30	61.20	63.54	66.96	90.00	90.00	.0%
10017001 515005 Disability	350.27	393.71	426.15	316.56	400.00	440.00	10.0%
10017001 515006 AD&D	9.75	9.00	9.39	7.86	14.00	11.00	-21.4%
10017001 515007 Unemploy	.00	.00	.00	.00	.00	.00	.0%
10017001 515008 Wrkr Comp	.00	.00	.00	.00	.00	.00	.0%
10017001 521002 Attorney	.00	42.00	.00	.00	.00	.00	.0%
10017001 521063 WitnessFee	649.60	1,177.20	2,913.42	1,144.80	1,500.00	1,500.00	.0%
10017001 521066 JurWitMile	839.95	605.20	4,089.92	1,201.00	2,500.00	8,000.00	700.0%
10017001 521083 Transcript	284.75	522.36	485.50	512.00	1,000.00	750.00	50.0%
10017001 521100 Paper Serv	2,453.16	5,529.57	6,235.18	3,398.20	4,100.00	5,500.00	57.1%
10017001 522004 PhoneInter	4.56	4.94	4.56	3.42	5.00	5.00	.0%
10017001 531000 OfficeSupp	4,608.48	5,094.90	3,463.54	2,107.39	3,000.00	3,000.00	.0%
10017001 531001 Postage	1,813.53	2,229.35	1,767.99	1,122.98	1,600.00	2,000.00	.0%
10017001 531002 Print/Copy	761.51	1,225.72	582.96	666.63	1,300.00	1,300.00	.0%
10017001 532002 LawLibrary	2,369.68	2,570.46	2,801.76	2,317.26	3,700.00	3,200.00	28.0%
10017001 532005 Memb Dues	.00	69.99	.00	1,268.00	1,300.00	1,550.00	-26.2%
10017001 533000 MilageTrav	.00	.00	.00	.00	.00	.00	.0%
10017001 533001 Educ/Train	.00	.00	.00	153.40	600.00	500.00	-50.0%
10017001 533005 Meals	.00	.00	.00	.00	.00	.00	.0%
10017001 533006 Lodging	.00	.00	135.00	.00	500.00	.00	.0%
10017001 539000 OtherSupps	.00	1,034.07	460.00	48.00	300.00	500.00	.0%
10017001 581001 CO FurnEq	.00	1,706.16	16,939.77	13,314.89	15,700.00	15,000.00	-4.5%
TOTAL District Attorney	-74,086.92	10,561.47	-1,314.63	-56,970.10	2,000.00	.00	.0%
10017002 Victim Witness							
10017002 435100 VicWitGrnt	-13,460.67	-44,189.21	.00	.00	-32,000.00	.00	.0%
10017002 462004 Reimb Exp	.00	.00	-47,942.14	-58,648.95	.00	-45,000.00	.0%
10017002 499999 Co Fnd App	.00	-57,434.04	-62,132.60	-66,595.00	-66,595.00	-52,334.00	-21.4%
10017002 510000 FTSalaries	48,080.97	45,709.99	48,359.41	38,679.22	47,400.00	58,510.00	23.4%

NEXT YEAR BUDGET HISTORICAL COMPARISON

PROJECTION: 20271 2027 Operating Budget FOR PERIOD 99

ACCOUNTS FOR:

General Fund	PRIOR FY3 ACTUALS	PRIOR FY2 ACTUALS	LAST FY1 ACTUALS	CY ACTUALS	CY REV BUDGET	PROJECTION LEVEL 3	PCT CHANGE
10017002 510002 Overtime	.00	.00	.00	.00	.00	.00	.0%
10017002 510003 NonProdPay	561.12	10,804.08	13,333.74	6,059.26	10,000.00	.00	.0%
10017002 510004 TermPay	.00	.00	.00	15,102.43	14,175.00	.00	.0%
10017002 510036 SL Buyback	.00	.00	.00	.00	.00	.00	.0%
10017002 515001 Soc Sec	3,372.77	3,948.58	4,365.04	4,230.49	4,400.00	4,475.00	1.7%
10017002 515002 Retirement	2,757.61	3,900.45	4,293.59	3,221.19	4,200.00	4,242.00	1.0%
10017002 515003 Health Ins	19,999.73	29,647.76	22,168.83	13,294.83	14,500.00	26,200.00	80.7%
10017002 515004 Life Ins	22.10	20.40	21.18	22.32	30.00	30.00	.0%
10017002 515005 Disability	131.01	146.85	159.71	139.95	150.00	138.00	-8.0%
10017002 515006 AD&D	3.25	3.00	3.13	2.46	5.00	4.00	-20.0%
10017002 515008 Wrkr Comp	.00	.00	.00	.00	.00	.00	.0%
10017002 521002 Attorney	.00	.00	.00	.00	.00	.00	.0%
10017002 522004 PhoneInter	.96	1.04	.96	.71	10.00	10.00	.0%
10017002 531000 OfficeSupp	224.44	293.63	525.63	490.07	640.00	600.00	20.0%
10017002 531001 Postage	945.80	1,288.92	1,008.21	726.44	1,000.00	1,000.00	.0%
10017002 531002 Print/Copy	225.89	451.35	531.33	409.23	650.00	600.00	50.0%
10017002 533000 MilageTrav	196.50	375.79	285.60	259.55	400.00	450.00	-10.0%
10017002 533002 RegFeeTuit	125.00	125.00	225.00	100.00	125.00	125.00	.0%
10017002 533005 Meals	28.96	60.00	38.00	46.01	50.00	50.00	-80.0%
10017002 533006 Lodging	192.00	196.00	.00	208.00	210.00	250.00	-16.7%
10017002 539000 OtherSupps	.00	250.00	1,204.94	.00	250.00	250.00	.0%
10017002 581001 CO FurnEq	.00	400.00	436.61	.00	400.00	400.00	.0%
TOTAL Victim Witness	63,407.44	-4,000.41	-13,113.83	-42,251.79	.00	.00	.0%
TOTAL District Attorney	-10,679.48	6,561.06	-14,428.46	-99,221.89	2,000.00	.00	.0%

NEXT YEAR BUDGET HISTORICAL COMPARISON

PROJECTION: 20271 2027 Operating Budget FOR PERIOD 99

ACCOUNTS FOR:

General Fund	PRIOR FY3 ACTUALS	PRIOR FY2 ACTUALS	LAST FY1 ACTUALS	CY ACTUALS	CY REV BUDGET	PROJECTION LEVEL 3	PCT CHANGE
180 Register of Deeds							
10018001 Register of Deeds							
10018001 412300 RealEstTfr	-137,525.82	-176,967.44	-192,095.25	-139,879.50	-150,000.00	-175,000.00	16.7%
10018001 461060 FeesROD	-124,464.00	-133,455.26	-140,876.10	-115,643.00	-131,000.00	-140,000.00	6.9%
10018001 461061 LarMonTap	-72,455.35	-77,379.16	-76,289.19	-64,601.37	-68,000.00	-48,000.00	-29.4%
10018001 461300 FeesROD	-8.00	.00	.00	-8.00	.00	.00	.0%
10018001 493000 FndBal Usd	.00	.00	.00	.00	.00	.00	.0%
10018001 499999 Co Fnd App	.00	128,142.96	43,023.00	99,756.00	99,756.00	62,906.00	-36.9%
10018001 510000 FTSalaries	118,706.33	110,450.83	134,766.80	109,963.62	146,600.00	163,475.00	11.5%
10018001 510003 NonProdPay	453.49	13,391.30	7,512.24	4,033.64	10,000.00	.00	.0%
10018001 510004 TermPay	.00	.00	.00	.00	.00	.00	.0%
10018001 510036 SL Buyback	604.65	.00	.00	.00	.00	.00	.0%
10018001 512000 Extra Hire	.00	.00	.00	.00	.00	.00	.0%
10018001 515001 Soc Sec	8,353.47	8,532.00	9,801.75	7,821.00	11,990.00	12,505.00	4.3%
10018001 515002 Retirement	6,789.87	8,547.45	9,901.33	8,207.80	11,275.00	11,855.00	5.1%
10018001 515003 Health Ins	45,251.89	66,149.00	58,046.82	46,562.52	68,000.00	68,885.00	1.3%
10018001 515004 Life Ins	47.64	42.74	46.51	50.28	70.00	72.00	2.9%
10018001 515005 Disability	320.57	322.05	366.71	266.76	470.00	360.00	-23.4%
10018001 515006 AD&D	7.02	6.29	6.88	5.83	11.00	9.00	-18.2%
10018001 515007 Unemploy	.00	.00	.00	.00	.00	.00	.0%
10018001 515008 Wrkr Comp	.00	.00	.00	.00	.00	.00	.0%
10018001 521002 Attorney	.00	.00	.00	.00	.00	.00	.0%
10018001 522004 PhoneInter	5.40	5.85	5.40	4.06	8.00	8.00	.0%
10018001 524001 Supp Agrmt	40,680.15	41,797.20	42,865.66	44,089.51	45,000.00	32,000.00	-28.9%
10018001 531000 OfficeSupp	2,443.53	3,769.79	3,080.68	1,793.94	3,500.00	3,500.00	.0%
10018001 531001 Postage	1,329.97	1,236.55	1,096.03	953.49	1,500.00	1,000.00	-33.3%
10018001 531002 Print/Copy	.00	.00	.00	.00	.00	.00	.0%
10018001 532005 Memb Dues	125.00	125.00	125.00	300.00	375.00	375.00	.0%
10018001 533000 MilageTrav	347.23	286.76	226.80	256.65	350.00	350.00	.0%
10018001 533005 Meals	.00	.00	.00	.00	.00	.00	.0%
10018001 533006 Lodging	402.74	335.14	699.06	202.00	700.00	700.00	.0%
10018001 539000 OtherSupps	.00	.00	.00	.00	.00	.00	.0%
10018001 581001 CO FurnEq	.00	.00	.00	.00	.00	5,000.00	.0%
TOTAL Register of Deeds	-108,584.22	-4,660.95	-97,689.87	4,135.23	50,605.00	.00	-100.0%
10018002 Land Information							
10018002 435100 StGrntGen	-99,064.00	-58,584.00	-69,344.00	-81,461.72	-67,000.00	.00	-100.0%
10018002 461300 FeesROD	-50,570.70	-53,974.19	-57,071.50	-47,245.50	-53,000.00	.00	-100.0%
10018002 461301 WebsiteRev	.00	.00	.00	.00	.00	.00	.0%
10018002 465000 Public Chg	.00	.00	.00	.00	.00	.00	.0%
10018002 493000 FndBal Usd	.00	.00	.00	.00	.00	.00	.0%
10018002 499999 Co Fnd App	231,411.00	-25,980.96	.00	.00	.00	.00	.0%
10018002 510000 FTSalaries	.00	.00	.00	.00	.00	.00	.0%
10018002 510002 Overtime	.00	.00	.00	.00	.00	.00	.0%
10018002 510003 NonProdPay	.00	.00	.00	.00	.00	.00	.0%
10018002 510004 TermPay	.00	.00	.00	.00	.00	.00	.0%

NEXT YEAR BUDGET HISTORICAL COMPARISON

PROJECTION: 20271 2027 Operating Budget FOR PERIOD 99

ACCOUNTS FOR:

General Fund	PRIOR FY3 ACTUALS	PRIOR FY2 ACTUALS	LAST FY1 ACTUALS	CY ACTUALS	CY REV BUDGET	PROJECTION LEVEL 3	PCT CHANGE
10018002 510036 SL Buyback	.00	.00	.00	.00	.00	.00	.0%
10018002 514002 Comm PD	180.00	.00	.00	.00	270.00	.00	-100.0%
10018002 515001 Soc Sec	13.78	.00	.00	.00	21.00	.00	-100.0%
10018002 515002 Retirement	.00	.00	.00	.00	.00	.00	.0%
10018002 515003 Health Ins	.00	.00	.00	.00	.00	.00	.0%
10018002 515004 Life Ins	.00	.00	.00	.00	.00	.00	.0%
10018002 515005 Disability	.00	.00	.00	.00	.00	.00	.0%
10018002 515006 AD&D	.00	.00	.00	.00	.00	.00	.0%
10018002 521000 Cont Serv	.00	.00	.00	.00	.00	.00	.0%
10018002 524001 Supp Agrmt	.00	.00	9,953.15	10,240.00	9,554.00	.00	-100.0%
10018002 524012 Website	2,200.00	2,700.00	3,100.00	3,150.00	2,750.00	.00	-100.0%
10018002 533000 MilageTrav	175.54	878.82	.00	357.00	900.00	.00	-100.0%
10018002 533002 RegFeeTuit	500.00	890.00	795.00	730.00	900.00	.00	-100.0%
10018002 539000 OtherSupps	13,735.99	358.40	878.96	1,025.81	1,500.00	.00	-100.0%
10018002 539005 Grant Exp	44,810.41	147,057.00	35,745.64	24,608.25	54,500.00	.00	-100.0%
10018002 581001 CO FurnEq	.00	.00	.00	.00	.00	.00	.0%
TOTAL Land Information	143,392.02	13,345.07	-75,942.75	-88,596.16	-49,605.00	.00	-100.0%
10018003 Land Info Office (LIO)							
10018003 435100 StGrntGen	-1,182.00	-1,000.00	-1,000.00	-1,000.00	-1,000.00	.00	.0%
TOTAL Land Info Office (LIO)	-1,182.00	-1,000.00	-1,000.00	-1,000.00	-1,000.00	.00	-100.0%
TOTAL Register of Deeds	33,625.80	7,684.12	-174,632.62	-85,460.93	.00	.00	.0%

NEXT YEAR BUDGET HISTORICAL COMPARISON

PROJECTION: 20271 2027 Operating Budget FOR PERIOD 99

ACCOUNTS FOR:

General Fund	PRIOR FY3 ACTUALS	PRIOR FY2 ACTUALS	LAST FY1 ACTUALS	CY ACTUALS	CY REV BUDGET	PROJECTION LEVEL 3	PCT CHANGE
200 Child Support							
10020001 Child Support Dedicated							
10020001 435620 IncentPerf	-141,353.97	-171,009.08	-168,443.44	-166,781.94	-163,881.00	-172,128.00	5.0%
10020001 435621 AdminCost	-328,751.87	-335,834.11	-430,380.35	-176,337.99	-441,888.00	-472,694.00	7.0%
10020001 466410 ChldSupFee	.00	.00	.00	.00	.00	.00	.0%
10020001 466420 CrtFeeCost	-6,400.00	-5,817.36	-8,192.20	-5,662.62	-4,500.00	-4,500.00	.0%
10020001 473600 HumanServ	-14,750.00	-8,700.00	-8,700.00	-6,525.00	-8,700.00	-8,700.00	.0%
10020001 482400 Office Rnt	-2,000.00	-2,400.00	-2,400.00	-1,800.00	-2,400.00	-2,400.00	.0%
10020001 499999 Co Fnd App	-87,230.04	-79,911.00	-77,975.00	-71,658.00	-71,658.00	-91,943.00	28.3%
10020001 510000 FTSalaries	173,174.09	201,157.19	215,928.55	176,571.82	227,830.00	272,880.00	19.8%
10020001 510003 NonProdPay	1,839.16	35,880.04	40,208.89	25,482.92	35,000.00	.00	.0%
10020001 510004 TermPay	.00	.00	.00	.00	.00	.00	.0%
10020001 510036 SL Buyback	1,793.47	2,728.32	3,187.20	.00	3,221.00	3,255.00	1.1%
10020001 515001 Soc Sec	12,295.90	17,186.79	18,493.81	14,360.25	20,355.00	21,125.00	3.8%
10020001 515002 Retirement	9,881.13	16,549.66	18,055.79	14,548.13	19,155.00	20,020.00	4.5%
10020001 515003 Health Ins	53,946.14	83,251.34	68,267.07	75,524.41	71,375.00	106,900.00	49.8%
10020001 515004 Life Ins	72.80	80.43	84.43	88.14	120.00	120.00	.0%
10020001 515005 Disability	468.66	616.39	663.45	472.57	650.00	640.00	-1.5%
10020001 515006 AD&D	10.71	11.84	12.48	10.33	19.00	15.00	-21.1%
10020001 515007 Unemploy	.00	.00	.00	.00	.00	.00	.0%
10020001 515008 Wrkr Comp	.00	.00	.00	.00	.00	.00	.0%
10020001 521002 Attorney	67,000.00	67,200.00	67,200.00	50,400.00	67,200.00	67,200.00	.0%
10020001 521006 AdminFees	.00	.00	10.00	.00	20.00	100.00	.0%
10020001 521079 Interpret	144.54	263.79	205.55	168.70	200.00	200.00	.0%
10020001 521084 Testing	1,369.00	1,328.00	1,933.00	970.75	1,800.00	1,800.00	.0%
10020001 521100 Paper Serv	7,788.77	8,281.17	8,885.70	5,694.42	8,000.00	8,000.00	.0%
10020001 531002 Print/Copy	864.24	801.29	88.53	83.08	1,000.00	1,000.00	.0%
10020001 533000 MilageTrav	144.10	245.22	137.20	.00	550.00	550.00	.0%
10020001 533002 RegFeeTuit	440.00	440.00	100.00	440.00	500.00	500.00	.0%
10020001 533005 Meals	396.88	86.14	.00	.00	350.00	350.00	.0%
10020001 533006 Lodging	270.00	258.00	.00	.00	600.00	800.00	.0%
10020001 539000 OtherSupps	147.00	130.00	20.00	.00	.00	.00	.0%
TOTAL Child Support Dedicate	-248,439.29	-167,175.94	-252,609.34	-63,950.03	-235,082.00	-246,910.00	5.2%
10020002 Child Support Mixed							
10020002 510000 FTSalaries	43,674.92	41,730.44	44,754.21	27,583.69	47,290.00	52,190.00	10.4%
10020002 510003 NonProdPay	514.89	3,453.40	5,860.51	1,928.64	5,000.00	.00	.0%
10020002 510004 TermPay	.00	.00	.00	577.92	.00	.00	.0%
10020002 510036 SL Buyback	.00	.00	.00	.00	.00	.00	.0%
10020002 515001 Soc Sec	3,246.58	3,361.90	3,700.44	2,255.37	4,000.00	3,995.00	-.1%
10020002 515002 Retirement	2,504.66	3,118.68	3,522.55	2,124.88	3,775.00	3,785.00	.3%
10020002 515003 Health Ins	12,984.90	7,677.25	14,744.40	5,382.17	24,450.00	30,425.00	24.4%
10020002 515004 Life Ins	22.10	17.00	21.18	12.40	30.00	30.00	.0%
10020002 515005 Disability	118.87	101.86	131.17	55.56	125.00	123.00	-1.6%
10020002 515006 AD&D	3.25	2.50	3.13	1.58	5.00	4.00	-20.0%
10020002 515007 Unemploy	.00	.00	.00	.00	.00	.00	.0%

NEXT YEAR BUDGET HISTORICAL COMPARISON

PROJECTION: 20271 2027 Operating Budget FOR PERIOD 99

ACCOUNTS FOR:

General Fund	PRIOR FY3 ACTUALS	PRIOR FY2 ACTUALS	LAST FY1 ACTUALS	CY ACTUALS	CY REV BUDGET	PROJECTION LEVEL 3	PCT CHANGE
10020002 515008 Wrkr Comp	.00	.00	.00	.00	.00	.00	.0%
TOTAL Child Support Mixed	63,070.17	59,463.03	72,737.59	39,922.21	84,675.00	90,552.00	6.9%
10020003 Child Support Shared							
10020003 510000 FTSalaries	73,554.11	65,257.46	73,202.20	57,762.81	72,505.00	90,605.00	25.0%
10020003 510003 NonProdPay	1,176.66	15,633.86	13,385.77	9,539.24	15,000.00	.00	.0%
10020003 510004 TermPay	.00	.00	.00	.00	.00	.00	.0%
10020003 510036 SL Buyback	1,374.26	9.72	760.11	.00	417.00	845.00	102.6%
10020003 515001 Soc Sec	5,590.70	5,924.11	6,384.58	4,900.71	6,725.00	6,996.00	4.0%
10020003 515002 Retirement	4,315.39	5,583.66	6,080.87	4,845.68	6,350.00	6,630.00	4.4%
10020003 515003 Health Ins	22,856.32	32,785.71	26,535.67	21,560.06	28,275.00	30,425.00	7.6%
10020003 515004 Life Ins	22.10	20.40	21.18	22.32	30.00	30.00	.0%
10020003 515005 Disability	201.33	210.34	224.20	157.57	210.00	213.00	1.4%
10020003 515006 AD&D	3.25	3.00	3.13	2.62	5.00	4.00	-20.0%
10020003 515007 Unemploy	.00	.00	.00	.00	.00	.00	.0%
10020003 515008 Wrkr Comp	.00	.00	.00	.00	.00	.00	.0%
10020003 521001 AcctgAudit	.00	.00	.00	.00	.00	.00	.0%
10020003 521002 Attorney	.00	.00	.00	.00	.00	.00	.0%
10020003 521006 AdminFees	.00	.00	.00	502.49	580.00	300.00	.0%
10020003 522004 PhoneInter	577.41	628.26	580.58	431.69	600.00	600.00	.0%
10020003 524001 Supp Agrmt	6,635.32	7,636.60	7,168.36	4,030.52	7,750.00	7,750.00	.0%
10020003 531000 OfficeSupp	7,590.44	4,394.81	8,271.27	2,438.20	4,000.00	4,000.00	.0%
10020003 531001 Postage	6,360.45	7,840.67	7,393.10	6,338.53	7,960.00	7,960.00	.0%
10020003 539000 OtherSupps	856.44	293.00	.00	.00	.00	.00	.0%
TOTAL Child Support Shared	131,114.18	146,221.60	150,011.02	112,532.44	150,407.00	156,358.00	4.2%
TOTAL Child Support	-54,254.94	38,508.69	-29,860.73	88,504.62	.00	.00	.0%

NEXT YEAR BUDGET HISTORICAL COMPARISON

PROJECTION: 20271 2027 Operating Budget FOR PERIOD 99

ACCOUNTS FOR:

General Fund	PRIOR FY3 ACTUALS	PRIOR FY2 ACTUALS	LAST FY1 ACTUALS	CY ACTUALS	CY REV BUDGET	PROJECTION LEVEL 3	PCT CHANGE
210 Veterans							
10021001 Veterans Service Office							
10021001 435600 St DHS SS	-26,903.52	-15,813.00	-15,813.00	-16,600.00	-16,600.00	-16,600.00	.0%
10021001 480100 Misc Rev	.00	.00	.00	.00	.00	.00	.0%
10021001 493000 FndBal Usd	.00	.00	.00	.00	.00	.00	.0%
10021001 499999 Co Fnd App	-128,418.96	-159,453.96	-168,105.00	-173,730.00	-173,730.00	-196,523.00	13.1%
10021001 510000 FTSalaries	111,492.03	106,586.56	110,386.80	77,532.88	120,910.00	129,150.00	6.8%
10021001 510003 NonProdPay	845.04	15,804.00	21,842.64	14,743.84	14,000.00	.00	.0%
10021001 510004 TermPay	.00	.00	.00	5,228.02	.00	.00	.0%
10021001 510036 SL Buyback	.00	.00	.00	.00	.00	.00	.0%
10021001 514002 Comm PD	450.00	450.00	540.00	360.00	1,080.00	630.00	-41.7%
10021001 515001 Soc Sec	8,422.03	8,995.27	9,647.70	7,008.27	10,320.00	9,940.00	-3.7%
10021001 515002 Retirement	6,158.09	8,447.33	9,202.78	6,643.97	9,715.00	9,375.00	-3.5%
10021001 515003 Health Ins	9,251.09	28,078.67	21,246.69	20,238.62	30,510.00	54,505.00	142.1%
10021001 515004 Life Ins	42.50	40.80	42.36	39.68	60.00	60.00	.0%
10021001 515005 Disability	281.86	318.39	342.52	209.09	325.00	305.00	-6.2%
10021001 515006 AD&D	6.25	6.00	6.26	4.64	10.00	8.00	-20.0%
10021001 515007 Unemploy	.00	.00	.00	.00	.00	.00	.0%
10021001 515008 Wrkr Comp	.00	.00	.00	.00	.00	.00	.0%
10021001 521002 Attorney	.00	.00	.00	.00	.00	.00	.0%
10021001 522004 PhoneInter	.96	1.04	.96	.71	1.00	.00	.0%
10021001 524003 SmEqupMain	59.26	146.47	.00	500.00	500.00	500.00	.0%
10021001 531000 OfficeSupp	449.00	17.95	105.00	-202.13	950.00	950.00	90.0%
10021001 531001 Postage	295.35	445.40	127.44	130.42	600.00	250.00	-58.3%
10021001 531002 Print/Copy	24.38	27.01	26.71	7.85	250.00	250.00	.0%
10021001 532005 Memb Dues	50.00	169.32	250.00	.00	350.00	350.00	.0%
10021001 533000 MilageTrav	539.08	741.57	804.30	655.93	650.00	700.00	16.7%
10021001 533002 RegFeeTuit	350.00	1,073.00	195.00	127.00	799.00	1,250.00	.0%
10021001 533005 Meals	94.04	96.31	70.99	.00	400.00	200.00	-50.0%
10021001 533006 Lodging	392.00	704.00	835.00	854.00	950.00	1,000.00	.0%
10021001 539000 OtherSupps	432.25	.00	500.00	.00	350.00	200.00	-42.9%
10021001 539005 Grant Exp	3,892.32	11,132.52	.00	.00	.00	.00	.0%
TOTAL Veterans Service Offic	-11,794.95	8,014.65	-7,744.85	-56,247.21	2,400.00	-3,500.00	-37.5%
10021002 Veterans Relief							
10021002 485000 Donations	-1,664.78	-4,062.07	-589.50	-1,665.00	.00	-1,000.00	.0%
10021002 493000 FndBal Usd	.00	.00	.00	.00	.00	.00	.0%
10021002 534008 Vet Relief	1,008.08	221.00	100.00	1,654.30	2,100.00	1,000.00	-52.4%
10021002 539000 OtherSupps	.00	.00	3,500.00	2,711.42	.00	.00	.0%
TOTAL Veterans Relief	-656.70	-3,841.07	3,010.50	2,700.72	2,100.00	.00	-100.0%
10021003 Flags & Markers							
10021003 493000 FndBal Usd	.00	.00	.00	.00	.00	.00	.0%
10021003 539005 Grant Exp	3,490.19	3,499.58	3,500.00	3,452.27	3,500.00	3,500.00	.0%

NEXT YEAR BUDGET HISTORICAL COMPARISON

PROJECTION: 20271 2027 Operating Budget FOR PERIOD 99

ACCOUNTS FOR:

General Fund	PRIOR FY3 ACTUALS	PRIOR FY2 ACTUALS	LAST FY1 ACTUALS	CY ACTUALS	CY REV BUDGET	PROJECTION LEVEL 3	PCT CHANGE
TOTAL Flags & Markers	3,490.19	3,499.58	3,500.00	3,452.27	3,500.00	3,500.00	.0%
TOTAL Veterans	-8,961.46	7,673.16	-1,234.35	-50,094.22	8,000.00	.00	.0%

NEXT YEAR BUDGET HISTORICAL COMPARISON

PROJECTION: 20271 2027 Operating Budget FOR PERIOD 99

ACCOUNTS FOR:

General Fund	PRIOR FY3 ACTUALS	PRIOR FY2 ACTUALS	LAST FY1 ACTUALS	CY ACTUALS	CY REV BUDGET	PROJECTION LEVEL 3	PCT CHANGE
220 Facilities Maintenance							
10022001 Shared Maintenance							
10022001 433001 FedCOVID	.00	.00	.00	.00	.00	.00	.0%
10022001 480100 Misc Rev	-120,835.51	-10,562.27	-17,778.77	-9,273.06	.00	.00	.0%
10022001 483000 SaleCoProp	-583.68	.00	.00	.00	.00	.00	.0%
10022001 492900 ConCenServ	.00	.00	-300,000.00	.00	.00	.00	.0%
10022001 493000 FndBal Usd	.00	.00	.00	.00	.00	.00	.0%
10022001 499999 Co Fnd App	-935,897.04	-1,155,195.00	-1,529,686.00	-1,389,927.00	-1,389,927.00	-1,186,998.00	-14.6%
10022001 510000 FTSalaries	340,309.91	273,052.06	276,220.56	228,320.13	297,100.00	376,460.00	26.7%
10022001 510002 Overtime	.00	.00	1,536.43	243.94	.00	.00	.0%
10022001 510003 NonProdPay	6,035.44	61,492.58	79,448.47	56,656.90	60,000.00	.00	.0%
10022001 510004 TermPay	.00	.00	.00	.00	.00	.00	.0%
10022001 510036 SL Buyback	5,137.72	5,480.89	1,956.10	.00	5,900.00	2,100.00	-64.4%
10022001 512000 Extra Hire	.00	.00	.00	.00	.00	.00	.0%
10022001 514002 Comm PD	.00	.00	.00	.00	.00	.00	.0%
10022001 515001 Soc Sec	24,535.06	23,949.50	25,115.08	19,904.26	27,300.00	28,575.00	4.7%
10022001 515002 Retirement	19,933.20	21,694.11	24,249.01	20,514.12	25,500.00	27,470.00	7.7%
10022001 515003 Health Ins	160,735.96	209,106.98	157,639.90	127,282.90	159,400.00	184,640.00	15.8%
10022001 515004 Life Ins	312.80	130.75	140.19	153.11	228.00	200.00	-12.3%
10022001 515005 Disability	929.90	870.03	892.09	665.81	880.00	885.00	.6%
10022001 515006 AD&D	46.01	19.20	20.70	17.60	33.00	25.00	-24.2%
10022001 515007 Unemploy	.00	.00	.00	.00	.00	.00	.0%
10022001 515008 Wrkr Comp	.00	.00	.00	.00	.00	.00	.0%
10022001 521000 Cont Serv	.00	.00	.00	.00	.00	.00	.0%
10022001 521002 Attorney	.00	.00	.00	.00	.00	.00	.0%
10022001 522004 PhoneInter	2,301.14	1,739.44	1,693.60	1,222.50	1,200.00	500.00	-81.5%
10022001 524002 Veh Maint	930.90	1,290.27	773.64	989.41	1,500.00	4,000.00	.0%
10022001 524003 SmEqupMain	2,557.20	2,557.68	5,010.71	3,125.67	3,700.00	4,700.00	.0%
10022001 531000 OfficeSupp	510.35	379.76	3,122.13	1,260.79	1,800.00	3,000.00	.0%
10022001 531001 Postage	7.29	15.11	311.63	49.14	50.00	50.00	.0%
10022001 531002 Print/Copy	.00	.00	66.00	.00	.00	.00	.0%
10022001 533000 MilageTrav	.00	.00	.00	.00	.00	.00	.0%
10022001 533002 RegFeeTuit	1,316.35	2,909.52	184.00	238.00	1,000.00	2,500.00	.0%
10022001 534006 Janitorial	17,891.05	16,592.45	21,034.89	26,616.95	31,200.00	22,000.00	15.8%
10022001 535001 Fuel	5,792.88	7,595.32	6,229.59	6,329.92	7,700.00	7,700.00	.0%
10022001 539000 OtherSupps	6,864.77	77,666.23	1,535.73	1,838.16	3,000.00	4,000.00	33.3%
10022001 539007 COVID Exp	.00	.00	.00	.00	.00	.00	.0%
10022001 551001 VehicleIns	2,114.61	2,791.67	2,901.73	4,736.88	3,250.00	3,900.00	20.0%
10022001 581012 CO Bldg	53.54	433,437.82	15,740.00	.00	155,500.00	.00	.0%
TOTAL Shared Maintenance	-459,000.15	-22,985.90	-1,221,642.59	-899,033.87	-603,686.00	-514,293.00	-15.4%
10022002 Administration Bldg Maint							
10022002 522001 WaterSewer	5,093.38	4,392.74	4,878.23	3,682.19	4,300.00	4,300.00	.0%
10022002 522002 Lights	40,841.98	39,856.08	40,630.15	32,526.09	36,000.00	36,000.00	.0%
10022002 522003 Heat	14,347.08	8,787.93	16,111.95	12,526.33	17,000.00	18,500.00	8.8%
10022002 524001 Supp Agrmt	10,105.44	13,656.52	4,863.72	7,369.65	4,800.00	7,300.00	.0%

NEXT YEAR BUDGET HISTORICAL COMPARISON

PROJECTION: 20271 2027 Operating Budget FOR PERIOD 99

ACCOUNTS FOR:

General Fund	PRIOR FY3 ACTUALS	PRIOR FY2 ACTUALS	LAST FY1 ACTUALS	CY ACTUALS	CY REV BUDGET	PROJECTION LEVEL 3	PCT CHANGE
10022002 524004 Bldg Maint	20,870.21	15,423.65	40,490.77	16,850.15	17,000.00	17,000.00	.0%
10022002 524005 Grnd Maint	183.58	350.00	345.27	.00	500.00	500.00	.0%
10022002 524008 Elevator	3,212.04	3,516.01	3,704.61	1,972.58	3,800.00	3,800.00	.0%
10022002 524009 Pest Contr	420.00	1,752.00	600.00	640.00	900.00	1,900.00	.0%
10022002 524011 Garbage	2,314.44	2,430.16	2,430.16	1,269.53	1,700.00	3,000.00	11.1%
10022002 551003 Prop Ins	.00	.00	.00	.00	.00	.00	.0%
10022002 581012 CO Bldg	14,761.07	.00	42,161.20	.00	.00	.00	.0%
TOTAL Administration Bldg Ma	112,149.22	90,165.09	156,216.06	76,836.52	86,000.00	92,300.00	2.0%
10022003 Courthouse Maintenance							
10022003 522001 WaterSewer	4,978.00	4,657.77	4,993.52	3,782.35	6,500.00	6,500.00	.0%
10022003 522002 Lights	30,193.64	31,987.21	33,473.64	26,347.25	30,000.00	30,000.00	.0%
10022003 522003 Heat	11,085.96	10,670.44	12,753.25	11,802.88	15,000.00	.00	.0%
10022003 524001 Supp Agrmt	9,854.80	9,215.69	5,273.95	3,180.53	6,000.00	6,000.00	.0%
10022003 524004 Bldg Maint	22,739.60	13,784.73	20,075.14	16,596.34	20,000.00	20,000.00	.0%
10022003 524005 Grnd Maint	2,949.11	2,041.68	6,888.75	1,088.00	7,000.00	7,000.00	.0%
10022003 524008 Elevator	2,886.72	3,258.57	7,030.37	3,379.63	6,000.00	6,000.00	.0%
10022003 524009 Pest Contr	420.00	.00	600.00	640.00	1,000.00	1,000.00	.0%
10022003 524011 Garbage	2,183.63	2,292.82	2,292.82	2,420.00	2,500.00	2,700.00	8.0%
10022003 551003 Prop Ins	.00	.00	.00	.00	.00	.00	.0%
10022003 581012 CO Bldg	40,217.18	150,503.75	17,485.08	6,698.00	53,000.00	.00	.0%
TOTAL Courthouse Maintenance	127,508.64	228,412.66	110,866.52	75,934.98	147,000.00	79,200.00	-46.1%
10022004 CSB Maintenance							
10022004 522001 WaterSewer	20,832.41	22,608.04	28,370.54	24,479.79	32,000.00	32,000.00	.0%
10022004 522002 Lights	71,443.06	73,047.54	79,096.25	70,062.21	70,000.00	70,000.00	.0%
10022004 522003 Heat	32,279.09	23,658.72	29,110.03	26,215.68	36,000.00	36,000.00	.0%
10022004 524001 Supp Agrmt	21,071.60	16,866.13	14,237.69	15,031.07	15,000.00	15,000.00	.0%
10022004 524004 Bldg Maint	102,128.10	8,881.64	56,507.37	15,559.74	23,000.00	23,000.00	.0%
10022004 524005 Grnd Maint	6,647.41	1,950.55	1,996.89	6,130.66	7,000.00	7,000.00	.0%
10022004 524008 Elevator	.00	102.25	.00	.00	.00	.00	.0%
10022004 524009 Pest Contr	1,610.00	1,680.00	1,740.00	1,800.00	2,200.00	2,200.00	.0%
10022004 524011 Garbage	5,406.20	5,567.77	5,687.74	5,858.39	5,800.00	6,500.00	12.1%
10022004 551003 Prop Ins	.00	.00	.00	.00	.00	.00	.0%
10022004 581012 CO Bldg	.00	17,960.00	24,900.00	.00	.00	.00	.0%
TOTAL CSB Maintenance	261,417.87	172,322.64	241,646.51	165,137.54	191,000.00	191,700.00	.4%
10022005 Orchard Manor Maintenance							
10022005 492900 ConCenServ	-585,389.82	-854,369.95	-257,615.91	-161,393.20	-276,054.00	-276,445.00	.1%
10022005 510000 FTSalaries	97,132.50	144,698.49	163,257.27	123,981.59	173,550.00	187,950.00	8.3%
10022005 510002 Overtime	.00	.00	1,616.54	652.07	.00	.00	.0%
10022005 510003 NonProdPay	.00	2,427.76	1,352.88	306.80	2,500.00	.00	.0%
10022005 510004 TermPay	.00	.00	.00	.00	.00	.00	.0%
10022005 510036 SL Buyback	.00	.00	.00	.00	.00	.00	.0%
10022005 515001 Soc Sec	6,894.54	10,434.47	11,878.48	8,978.52	13,475.00	14,375.00	6.7%

NEXT YEAR BUDGET HISTORICAL COMPARISON

PROJECTION: 20271 2027 Operating Budget FOR PERIOD 99

ACCOUNTS FOR:

General Fund	PRIOR FY3 ACTUALS	PRIOR FY2 ACTUALS	LAST FY1 ACTUALS	CY ACTUALS	CY REV BUDGET	PROJECTION LEVEL 3	PCT CHANGE
10022005 515002 Retirement	5,523.44	10,153.46	11,564.47	8,995.64	12,675.00	13,600.00	7.3%
10022005 515003 Health Ins	40,067.12	70,991.54	51,367.89	46,725.28	73,300.00	60,000.00	-18.1%
10022005 515004 Life Ins	44.20	51.22	55.77	57.19	90.00	90.00	.0%
10022005 515005 Disability	255.57	382.50	417.51	290.92	450.00	420.00	-6.7%
10022005 515006 AD&D	6.49	7.56	8.20	6.92	14.00	10.00	-28.6%
10022005 515007 Unemploy	.00	.00	.00	.00	.00	.00	.0%
10022005 515009 EmpMedExp	.00	.00	.00	.00	.00	.00	.0%
10022005 521000 Cont Serv	5,075.18	11,466.31	.00	.00	.00	.00	.0%
10022005 522001 WaterSewer	24,955.84	6,838.09	.00	.00	.00	.00	.0%
10022005 522002 Lights	148,894.47	152,538.84	.00	.00	.00	.00	.0%
10022005 522003 Heat	56,617.25	40,776.87	.00	.00	.00	.00	.0%
10022005 524001 Supp Agrmt	6,493.40	5,858.80	.00	.00	.00	.00	.0%
10022005 524002 Veh Maint	577.91	488.75	.00	.00	.00	.00	.0%
10022005 524003 SmEqupMain	176.98	474.85	.00	.00	.00	.00	.0%
10022005 524004 Bldg Maint	61,378.04	45,874.97	4,831.57	.00	.00	.00	.0%
10022005 524005 Grnd Maint	8,370.55	4,340.53	.00	.00	.00	.00	.0%
10022005 524008 Elevator	.00	4,502.28	.00	.00	.00	.00	.0%
10022005 524009 Pest Contr	1,630.00	1,700.00	1,760.00	.00	.00	.00	.0%
10022005 524010 FireSafety	5,549.56	4,217.00	.00	.00	.00	.00	.0%
10022005 533002 RegFeeTuit	.00	.00	.00	.00	.00	.00	.0%
10022005 534000 OperatSupp	17,355.50	19,089.70	.00	.00	.00	.00	.0%
10022005 535001 Fuel	.00	525.38	.00	.00	.00	.00	.0%
10022005 551001 VehicleIns	.00	.00	.00	.00	.00	.00	.0%
10022005 553051 Equip Rent	.00	.00	.00	.00	.00	.00	.0%
10022005 581001 CO FurnEq	11,929.96	.00	.00	.00	.00	.00	.0%
10022005 581011 CO Land Im	.00	.00	.00	.00	.00	.00	.0%
10022005 581012 CO Bldg	115,187.32	304,021.58	.00	.00	.00	.00	.0%
TOTAL Orchard Manor Maintena	28,726.00	-12,509.00	-9,505.33	28,601.73	.00	.00	.0%
10022006 Communications Towers							
10022006 510000 FTSalaries	.00	2,388.57	7,549.54	5,353.50	7,500.00	7,500.00	.0%
10022006 510002 Overtime	.00	.00	.00	.00	.00	.00	.0%
10022006 515001 Soc Sec	.00	175.33	548.13	412.21	500.00	500.00	.0%
10022006 515002 Retirement	.00	164.80	524.76	407.55	500.00	500.00	.0%
10022006 515003 Health Ins	.00	569.57	1,928.95	1,490.17	2,000.00	2,000.00	.0%
10022006 515004 Life Ins	.00	.81	2.04	2.25	2.00	2.00	.0%
10022006 515005 Disability	.00	6.20	19.57	13.28	20.00	15.00	-25.0%
10022006 515006 AD&D	.00	.12	.34	.27	1.00	1.00	.0%
10022006 522002 Lights	3,340.22	7,186.17	14,725.10	15,365.25	10,000.00	20,000.00	100.0%
10022006 522003 Heat	.00	.00	.00	.00	.00	.00	.0%
10022006 524004 Bldg Maint	108.56	4,473.49	2,207.02	1,765.15	.00	22,000.00	.0%
10022006 524005 Grnd Maint	917.17	39.95	1,328.55	625.50	.00	6,000.00	.0%
10022006 533000 MilageTrav	284.71	.00	.00	.00	.00	.00	.0%
TOTAL Communications Towers	4,650.66	15,005.01	28,834.00	25,435.13	20,523.00	58,518.00	185.1%
10022007 ADRC Bldg Maint							
10022007 510000 FTSalaries	.00	.00	.00	.00	.00	.00	.0%

NEXT YEAR BUDGET HISTORICAL COMPARISON

PROJECTION: 20271 2027 Operating Budget FOR PERIOD 99

ACCOUNTS FOR:

General Fund	PRIOR FY3 ACTUALS	PRIOR FY2 ACTUALS	LAST FY1 ACTUALS	CY ACTUALS	CY REV BUDGET	PROJECTION LEVEL 3	PCT CHANGE
10022007 515001 Soc Sec	.00	.00	.00	.00	.00	.00	.0%
10022007 515002 Retirement	.00	.00	.00	.00	.00	.00	.0%
10022007 524004 Bldg Maint	.00	618.52	316.30	230.07	.00	5,000.00	.0%
10022007 551003 Prop Ins	.00	.00	.00	.00	.00	.00	.0%
TOTAL ADRC Bldg Maint	.00	618.52	316.30	230.07	.00	5,000.00	.0%
10022008 UCS Annex Maintenance							
10022008 510000 FTSalaries	.00	17,391.98	15,320.82	19,495.73	15,000.00	20,000.00	33.3%
10022008 510002 Overtime	.00	.00	.00	.00	.00	.00	.0%
10022008 515001 Soc Sec	.00	1,246.71	1,088.20	1,383.77	2,000.00	2,000.00	.0%
10022008 515002 Retirement	.00	1,200.07	1,065.58	1,403.70	1,000.00	1,500.00	50.0%
10022008 515003 Health Ins	.00	4,550.54	4,652.05	6,162.88	5,000.00	6,000.00	20.0%
10022008 515004 Life Ins	.00	6.32	5.30	10.65	5.00	8.00	60.0%
10022008 515005 Disability	.00	45.20	39.68	45.67	75.00	65.00	-13.3%
10022008 515006 AD&D	.00	.93	.81	1.41	1.00	2.00	100.0%
10022008 522001 WaterSewer	.00	693.53	1,289.28	.00	.00	.00	.0%
10022008 522002 Lights	.00	6,336.40	11,594.83	.00	.00	.00	.0%
10022008 522003 Heat	.00	2,981.85	5,974.31	.00	.00	.00	.0%
10022008 524001 Supp Agrmt	.00	810.54	.00	881.76	3,000.00	3,000.00	.0%
10022008 524004 Bldg Maint	.00	11,023.42	11,691.15	4,907.99	15,000.00	17,000.00	13.3%
10022008 524005 Grnd Maint	.00	1,538.92	345.27	1,770.58	5,000.00	5,000.00	.0%
10022008 524008 Elevator	.00	.00	.00	.00	.00	.00	.0%
10022008 524009 Pest Contr	.00	.00	.00	1,024.00	.00	1,200.00	.0%
10022008 524011 Garbage	.00	1,512.00	2,016.00	.00	.00	2,600.00	.0%
10022008 551003 Prop Ins	.00	.00	.00	.00	.00	.00	.0%
10022008 581012 CO Bldg	.00	74,992.83	22,252.32	.00	.00	.00	.0%
TOTAL UCS Annex Maintenance	.00	124,331.24	77,335.60	37,088.14	46,081.00	58,375.00	26.7%
10022009 UCS Bldg Maintenance							
10022009 510000 FTSalaries	.00	.00	.00	.00	30,000.00	.00	.0%
10022009 510002 Overtime	.00	.00	.00	.00	.00	.00	.0%
10022009 515001 Soc Sec	.00	.00	.00	.00	2,000.00	.00	.0%
10022009 515002 Retirement	.00	.00	.00	.00	1,500.00	.00	.0%
10022009 515003 Health Ins	.00	.00	.00	.00	10,000.00	.00	.0%
10022009 515004 Life Ins	.00	.00	.00	.00	5.00	.00	.0%
10022009 515005 Disability	.00	.00	.00	.00	75.00	.00	.0%
10022009 515006 AD&D	.00	.00	.00	.00	2.00	.00	.0%
10022009 522001 WaterSewer	.00	.00	.00	.00	4,300.00	.00	.0%
10022009 522002 Lights	.00	.00	.00	.00	25,000.00	.00	.0%
10022009 522003 Heat	.00	.00	.00	.00	15,000.00	.00	.0%
10022009 524001 Supp Agrmt	.00	.00	.00	4,962.01	4,000.00	6,000.00	50.0%
10022009 524004 Bldg Maint	.00	.00	75.80	5,947.60	10,000.00	12,000.00	20.0%
10022009 524005 Grnd Maint	.00	.00	.00	5,194.96	7,000.00	7,000.00	.0%
10022009 524008 Elevator	.00	.00	.00	.00	.00	.00	.0%
10022009 524009 Pest Contr	.00	.00	.00	480.00	1,500.00	1,500.00	.0%
10022009 524011 Garbage	.00	.00	.00	2,555.58	2,700.00	2,700.00	.0%
10022009 551003 Prop Ins	.00	.00	.00	.00	.00	.00	.0%

NEXT YEAR BUDGET HISTORICAL COMPARISON

PROJECTION: 20271 2027 Operating Budget FOR PERIOD 99

ACCOUNTS FOR:

General Fund	PRIOR FY3 ACTUALS	PRIOR FY2 ACTUALS	LAST FY1 ACTUALS	CY ACTUALS	CY REV BUDGET	PROJECTION LEVEL 3	PCT CHANGE
10022009 581012 CO Bldg	.00	.00	.00	.00	.00	.00	.0%
TOTAL UCS Bldg Maintenance	.00	.00	75.80	19,140.15	113,082.00	29,200.00	-74.2%
TOTAL Facilities Maintenance	75,452.24	595,360.26	-615,857.13	-470,629.61	.00	.00	.0%

NEXT YEAR BUDGET HISTORICAL COMPARISON

PROJECTION: 20271 2027 Operating Budget FOR PERIOD 99

ACCOUNTS FOR:

General Fund	PRIOR FY3 ACTUALS	PRIOR FY2 ACTUALS	LAST FY1 ACTUALS	CY ACTUALS	CY REV BUDGET	PROJECTION LEVEL 3	PCT CHANGE
230 Finance							
10023001 Finance							
10023001 433001 FedCOVID	.00	.00	.00	.00	.00	.00	.0%
10023001 480100 Misc Rev	-4,544.47	-1,070.60	-34,609.77	-4,354.27	-3,000.00	-4,000.00	33.3%
10023001 499999 Co Fnd App	-323,552.04	-398,778.24	-442,915.00	-571,202.00	-571,202.00	-563,523.00	-1.3%
10023001 510000 FTSalaries	187,364.84	170,889.39	208,695.98	179,492.12	281,200.00	299,416.00	2.8%
10023001 510002 Overtime	4,700.59	.00	.00	.00	.00	.00	.0%
10023001 510003 NonProdPay	1,005.45	21,264.38	33,195.43	24,882.57	31,000.00	.00	.0%
10023001 510004 TermPay	.00	1,807.37	.00	.00	.00	.00	.0%
10023001 510036 SL Buyback	2,192.73	1,506.72	1,617.12	.00	1,618.00	1,945.00	20.2%
10023001 512000 Extra Hire	.00	.00	.00	.00	.00	.00	.0%
10023001 515001 Soc Sec	13,883.81	14,034.39	17,538.20	14,188.03	23,900.00	23,054.00	-3.5%
10023001 515002 Retirement	11,070.90	11,407.71	16,940.46	14,714.97	20,650.00	21,849.00	5.8%
10023001 515003 Health Ins	56,535.86	53,381.28	34,893.31	46,747.04	71,000.00	76,040.00	7.1%
10023001 515004 Life Ins	56.56	38.49	59.75	72.77	90.00	105.00	16.7%
10023001 515005 Disability	493.71	431.73	605.41	478.32	680.00	700.00	2.9%
10023001 515006 AD&D	8.32	5.63	8.77	8.37	14.00	13.00	-7.1%
10023001 515008 Wrkr Comp	.00	.00	.00	.00	.00	.00	.0%
10023001 521000 Cont Serv	.00	96,280.00	81,215.30	.00	.00	.00	.0%
10023001 521001 AcctgAudit	60,440.78	201,624.77	268,265.05	101,677.25	138,900.00	140,000.00	.0%
10023001 521002 Attorney	.00	207.00	511.00	.00	.00	.00	.0%
10023001 522004 PhoneInter	.96	1.04	.96	.71	1.00	1.00	.0%
10023001 531000 OfficeSupp	28.03	482.11	1,020.68	1,254.29	1,254.29	1,500.00	200.0%
10023001 531001 Postage	209.28	353.94	240.05	180.89	250.00	250.00	.0%
10023001 531002 Print/Copy	120.03	137.47	50.55	17.82	100.00	100.00	.0%
10023001 532005 Memb Dues	.00	.00	.00	.00	.00	.00	.0%
10023001 532006 AdvertRecr	.00	.00	1,115.00	1,608.23	1,561.71	.00	.0%
10023001 533000 MilageTrav	.00	21.98	848.64	852.33	852.33	150.00	-70.0%
10023001 533002 RegFeeTuit	233.00	.00	.00	.00	.00	.00	.0%
10023001 533005 Meals	.00	120.23	153.46	89.35	100.00	100.00	.0%
10023001 533006 Lodging	340.20	.00	1,665.92	829.92	829.92	.00	.0%
10023001 539000 OtherSupps	6,469.03	6,050.54	1,150.35	.00	200.75	500.00	-64.3%
10023001 581001 CO FurnEq	5,917.50	.00	.00	.00	.00	1,800.00	.0%
TOTAL Finance	22,975.07	180,197.33	192,266.62	-188,461.29	.00	.00	.0%
TOTAL Finance	22,975.07	180,197.33	192,266.62	-188,461.29	.00	.00	.0%

NEXT YEAR BUDGET HISTORICAL COMPARISON

PROJECTION: 20271 2027 Operating Budget FOR PERIOD 99

ACCOUNTS FOR:

General Fund	PRIOR FY3 ACTUALS	PRIOR FY2 ACTUALS	LAST FY1 ACTUALS	CY ACTUALS	CY REV BUDGET	PROJECTION LEVEL 3	PCT CHANGE
240 Information Technology							
10024001 Information Technology							
10024001 433001 FedCOVID	.00	.00	.00	.00	.00	.00	.0%
10024001 480100 Misc Rev	-4,400.00	-4,400.00	-4,800.00	-4,400.00	.00	.00	.0%
10024001 484000 Ins Recov	.00	.00	.00	.00	.00	.00	.0%
10024001 493000 FndBal Usd	.00	.00	.00	.00	.00	.00	.0%
10024001 499999 Co Fnd App	-1,090,679.04	-1,267,035.96	-1,511,425.98	-1,290,358.00	-1,290,358.00	-1,412,172.00	9.4%
10024001 510000 FTSalaries	312,886.31	288,943.54	365,035.76	292,907.75	397,650.00	444,000.00	11.7%
10024001 510002 Overtime	.00	.00	.00	.00	.00	.00	.0%
10024001 510003 NonProdPay	4,117.89	39,400.56	54,169.30	43,617.56	40,000.00	.00	.0%
10024001 510004 TermPay	.00	.00	.00	.00	.00	23,175.00	.0%
10024001 510036 SL Buyback	4,150.42	4,969.40	4,620.69	.00	5,300.00	4,930.00	-7.0%
10024001 512000 Extra Hire	.00	.00	.00	.00	.00	.00	.0%
10024001 515001 Soc Sec	23,434.66	24,100.70	30,682.50	24,602.35	33,900.00	36,185.00	6.7%
10024001 515002 Retirement	18,190.11	23,007.43	29,508.38	24,230.00	31,900.00	32,600.00	2.2%
10024001 515003 Health Ins	82,461.01	142,170.41	107,288.38	68,645.50	114,100.00	115,035.00	.8%
10024001 515004 Life Ins	100.30	98.60	120.28	133.92	180.00	180.00	.0%
10024001 515005 Disability	854.38	853.52	1,046.76	787.38	1,050.00	1,045.00	-.5%
10024001 515006 AD&D	14.81	14.50	17.78	16.12	28.00	22.00	-21.4%
10024001 515008 Wrkr Comp	.00	.00	.00	.00	.00	.00	.0%
10024001 521000 Cont Serv	.00	.00	.00	.00	.00	.00	.0%
10024001 521002 Attorney	.00	.00	.00	.00	.00	.00	.0%
10024001 522004 PhoneInter	.96	1.04	.96	.71	.00	.00	.0%
10024001 524001 Supp Agrmt	455,442.33	502,440.20	429,294.15	524,585.89	595,000.00	610,000.00	2.5%
10024001 531000 OfficeSupp	.00	.00	.00	.00	.00	.00	.0%
10024001 531001 Postage	.00	85.49	.00	.00	200.00	.00	.0%
10024001 531002 Print/Copy	.00	.00	.00	.00	.00	.00	.0%
10024001 533000 MilageTrav	.00	1,861.52	1,684.39	.00	3,000.00	5,000.00	66.7%
10024001 533002 RegFeeTuit	2,239.74	1,385.80	2,070.00	1,630.00	5,766.00	4,000.00	-33.3%
10024001 533005 Meals	.00	205.07	.00	.00	.00	.00	.0%
10024001 533006 Lodging	1,541.00	5,203.64	3,470.99	4,733.45	4,734.00	6,000.00	71.4%
10024001 539000 OtherSupps	1,975.19	.00	.00	.00	.00	65,000.00	.0%
10024001 539002 ITSupplies	8,243.46	16,170.06	19,267.31	10,761.77	12,000.00	.00	.0%
10024001 539007 COVID Exp	.00	5,586.70	.00	.00	.00	.00	.0%
10024001 581001 CO FurnEq	55,784.62	181,045.11	255,877.38	10,932.86	14,800.00	10,000.00	-32.4%
10024001 581004 CO Softwar	127,688.40	.00	38,032.41	12,943.78	30,750.00	55,000.00	78.9%
10024001 581005 CO ServSwi	.00	.00	.00	.00	.00	.00	.0%
TOTAL Information Technology	4,046.55	-33,892.67	-174,038.56	-274,228.96	.00	.00	.0%
10024002 Land Information							
10024002 435100 StGrntGen	.00	.00	.00	.00	.00	-84,848.00	.0%
10024002 461300 FeesROD	.00	.00	.00	.00	.00	-7,000.00	.0%
10024002 461301 WebsiteRev	.00	.00	.00	.00	.00	.00	.0%
10024002 493000 FndBal Usd	.00	.00	.00	.00	.00	-54,000.00	.0%
10024002 499999 Co Fnd App	.00	.00	.00	.00	.00	-7,897.00	.0%
10024002 510000 FTSalaries	.00	.00	.00	.00	.00	65,500.00	.0%

NEXT YEAR BUDGET HISTORICAL COMPARISON

PROJECTION: 20271 2027 Operating Budget FOR PERIOD 99

ACCOUNTS FOR:

General Fund	PRIOR FY3 ACTUALS	PRIOR FY2 ACTUALS	LAST FY1 ACTUALS	CY ACTUALS	CY REV BUDGET	PROJECTION LEVEL 3	PCT CHANGE
10024002 510002 Overtime	.00	.00	.00	.00	.00	.00	.0%
10024002 510004 TermPay	.00	.00	.00	.00	.00	.00	.0%
10024002 510036 SL Buyback	.00	.00	.00	.00	.00	.00	.0%
10024002 514002 Comm PD	.00	.00	.00	.00	.00	270.00	.0%
10024002 515001 Soc Sec	.00	.00	.00	.00	.00	5,036.00	.0%
10024002 515002 Retirement	.00	.00	.00	.00	.00	4,750.00	.0%
10024002 515003 Health Ins	.00	.00	.00	.00	.00	.00	.0%
10024002 515004 Life Ins	.00	.00	.00	.00	.00	30.00	.0%
10024002 515005 Disability	.00	.00	.00	.00	.00	155.00	.0%
10024002 515006 AD&D	.00	.00	.00	.00	.00	4.00	.0%
10024002 521000 Cont Serv	.00	.00	.00	.00	.00	7,000.00	.0%
10024002 524001 Supp Agrmt	.00	.00	.00	.00	.00	10,000.00	.0%
10024002 524012 Website	.00	.00	.00	.00	.00	3,000.00	.0%
10024002 533000 MilageTrav	.00	.00	.00	.00	.00	1,000.00	.0%
10024002 533002 RegFeeTuit	.00	.00	.00	.00	.00	1,000.00	.0%
10024002 539000 OtherSupps	.00	.00	.00	.00	.00	2,000.00	.0%
10024002 539005 Grant Exp	.00	.00	.00	.00	.00	54,000.00	.0%
10024002 581001 CO FurnEq	.00	.00	.00	.00	.00	.00	.0%
TOTAL Land Information	.00	.00	.00	.00	.00	.00	.0%
TOTAL Information Technology	4,046.55	-33,892.67	-174,038.56	-274,228.96	.00	.00	.0%

NEXT YEAR BUDGET HISTORICAL COMPARISON

PROJECTION: 20271 2027 Operating Budget FOR PERIOD 99

ACCOUNTS FOR:

General Fund	PRIOR FY3 ACTUALS	PRIOR FY2 ACTUALS	LAST FY1 ACTUALS	CY ACTUALS	CY REV BUDGET	PROJECTION LEVEL 3	PCT CHANGE
260 Corporation Counsel							
10026001 Corporation Counsel							
10026001 482400 Office Rnt	-3,600.00	-3,600.00	-3,600.00	-2,700.00	-3,600.00	-3,600.00	.0%
10026001 499999 Co Fnd App	-76,149.96	-76,149.96	-96,500.00	-96,500.00	-96,500.00	-96,500.00	.0%
10026001 521003 Attorney	79,200.00	79,200.00	99,200.04	74,400.03	99,600.00	99,600.00	.0%
10026001 522004 PhoneInter	499.48	544.40	510.30	383.77	500.00	500.00	.0%
TOTAL Corporation Counsel	-50.48	-5.56	-389.66	-24,416.20	.00	.00	.0%
TOTAL Corporation Counsel	-50.48	-5.56	-389.66	-24,416.20	.00	.00	.0%

NEXT YEAR BUDGET HISTORICAL COMPARISON

PROJECTION: 20271 2027 Operating Budget FOR PERIOD 99

ACCOUNTS FOR:

General Fund	PRIOR FY3 ACTUALS	PRIOR FY2 ACTUALS	LAST FY1 ACTUALS	CY ACTUALS	CY REV BUDGET	PROJECTION LEVEL 3	PCT CHANGE
300 Coroner							
10030001 Coroner							
10030001 433001 FedCOVID	.00	.00	.00	.00	.00	.00	.0%
10030001 461100 Cremation	-29,785.00	-26,167.75	-37,110.00	-26,380.00	-27,440.00	-28,400.00	3.5%
10030001 461102 Fee Death	-11,000.00	-21,470.00	-28,130.00	-18,690.00	-24,000.00	-24,840.00	3.5%
10030001 461103 FeeDisinte	-65.00	.00	.00	.00	-65.00	-65.00	.0%
10030001 480100 Misc Rev	.00	.00	-2,745.00	.00	.00	.00	.0%
10030001 499999 Co Fnd App	-107,504.04	-66,219.96	-90,980.00	-94,495.00	-94,495.00	-97,855.00	3.6%
10030001 510043 Coroner Fe	17,500.00	17,355.00	20,280.00	15,730.00	38,000.00	35,000.00	-7.9%
10030001 514010 Coroner PD	46,455.00	64,100.00	72,400.00	57,690.00	65,000.00	68,000.00	4.6%
10030001 515001 Soc Sec	4,892.61	6,231.36	7,090.08	5,616.70	4,200.00	7,000.00	66.7%
10030001 515002 Retirement	.00	.00	.00	.00	.00	.00	.0%
10030001 515003 Health Ins	.00	.00	.00	.00	.00	.00	.0%
10030001 515004 Life Ins	22.10	18.70	20.40	22.32	40.00	50.00	25.0%
10030001 515005 Disability	.00	.00	.00	.00	.00	.00	.0%
10030001 515006 AD&D	3.25	2.75	3.00	2.70	10.00	10.00	.0%
10030001 515012 Uniforms	.00	.00	247.00	.00	500.00	500.00	.0%
10030001 521120 Autopsies	15,583.72	18,831.00	22,359.00	15,122.00	20,000.00	22,000.00	10.0%
10030001 522004 PhoneInter	479.88	.00	959.88	126.00	600.00	600.00	.0%
10030001 524002 Veh Maint	4,913.49	2,484.19	3,785.88	2,980.47	4,000.00	4,000.00	.0%
10030001 524003 SmEqupMain	.00	120.50	.00	.00	3,500.00	1,500.00	-57.1%
10030001 531000 OfficeSupp	557.91	1,071.37	1,184.51	3,004.02	1,700.00	2,000.00	17.6%
10030001 533000 MilageTrav	3,061.31	.00	.00	314.19	100.00	200.00	.0%
10030001 533002 RegFeeTuit	60.00	60.00	.00	.00	500.00	500.00	.0%
10030001 533005 Meals	.00	.00	.00	.00	.00	.00	.0%
10030001 533006 Lodging	.00	.00	.00	.00	300.00	300.00	-25.0%
10030001 535001 Fuel	2,867.52	3,471.29	3,496.30	3,386.34	2,800.00	4,000.00	42.9%
10030001 539000 OtherSupps	4,227.83	2,287.57	12,481.91	353.75	3,000.00	2,000.00	-33.3%
10030001 539007 COVID Exp	.00	.00	.00	.00	.00	.00	.0%
10030001 551001 VehicleIns	473.65	1,770.91	1,794.49	3,417.50	1,750.00	3,500.00	100.0%
10030001 581002 CO Radios	.00	.00	.00	.00	.00	.00	.0%
10030001 581003 CO Vehicle	42,194.50	.00	.00	.00	.00	.00	.0%
TOTAL Coroner	-5,061.27	3,946.93	-12,862.55	-31,799.01	.00	.00	.0%
TOTAL Coroner	-5,061.27	3,946.93	-12,862.55	-31,799.01	.00	.00	.0%

NEXT YEAR BUDGET HISTORICAL COMPARISON

PROJECTION: 20271 2027 Operating Budget FOR PERIOD 99

ACCOUNTS FOR:

General Fund	PRIOR FY3 ACTUALS	PRIOR FY2 ACTUALS	LAST FY1 ACTUALS	CY ACTUALS	CY REV BUDGET	PROJECTION LEVEL 3	PCT CHANGE
400 Sheriff							
10040001 Sheriff Administration							
10040001 433001 FedCOVID	.00	.00	-94.80	.00	.00	.00	.0%
10040001 435201 GrntStSafe	-38,572.80	-14,290.51	-56,582.67	-47,430.76	-30,000.00	-20,000.00	-33.3%
10040001 435202 TrafficGr	.00	.00	.00	.00	.00	-20,000.00	.0%
10040001 462002 FeePapServ	-36,920.42	-34,972.63	-34,534.85	-25,704.09	-35,000.00	-35,000.00	.0%
10040001 462003 FeeCopy	-2,181.50	-2,549.24	-2,930.76	-2,455.44	-2,500.00	-3,000.00	20.0%
10040001 462017 UniforReimb	.00	-266.95	.00	.00	.00	.00	.0%
10040001 462018 DrugInvExp	-28,098.77	-10,671.48	-7,136.70	-995.86	.00	-10,000.00	.0%
10040001 462024 SSA Acct	-9,432.37	-11,275.39	-3,101.09	-3,759.00	-7,000.00	-4,000.00	-42.9%
10040001 472200 StIntGov	-1,087.60	-3,490.04	-933.14	-4,170.66	.00	-3,000.00	.0%
10040001 473210 SherSerRev	-124,301.22	-131,599.30	-161,256.34	-109,823.73	-146,000.00	-160,000.00	9.6%
10040001 481000 Int on Inv	.00	.00	-1,168.12	-877.59	.00	-1,000.00	.0%
10040001 482150 Rentl Inc	.00	.00	.00	.00	.00	.00	.0%
10040001 483000 SaleCoProp	-21,833.12	-50,484.28	-35,263.25	-49,993.99	-54,500.00	-30,000.00	.0%
10040001 484000 Ins Recov	-8,973.70	-7,384.70	-32,429.90	-4,609.00	-25,000.00	-10,000.00	-60.0%
10040001 485000 Donations	-4,505.70	.00	-8,086.48	-5,417.10	.00	-5,500.00	.0%
10040001 492300 TR Debt	.00	.00	.00	.00	.00	.00	.0%
10040001 493000 FndBal Usd	.00	.00	.00	.00	.00	.00	.0%
10040001 499999 Co Fnd App	-5,864,198.04	-6,638,244.00	-7,351,615.00	-7,563,550.00	-7,563,550.00	-8,348,126.90	10.4%
10040001 510000 FTSalaries	341,356.94	327,757.71	350,410.20	336,160.08	448,050.00	530,400.00	18.4%
10040001 510002 Overtime	594.28	.00	.00	.00	.00	.00	.0%
10040001 510003 NonProdPay	2,807.20	45,847.02	43,307.75	39,981.07	45,000.00	.00	.0%
10040001 510004 TermPay	.00	49,445.65	.00	.00	.00	.00	.0%
10040001 510036 SL Buyback	4,742.15	4,826.94	5,937.46	.00	5,140.00	8,250.00	60.5%
10040001 512000 Extra Hire	.00	.00	.00	320.00	.00	.00	.0%
10040001 514002 Comm PD	3,015.00	1,980.00	2,385.00	1,395.00	2,000.00	2,000.00	.0%
10040001 515001 Soc Sec	25,848.18	31,552.73	29,381.13	27,915.50	38,115.00	41,000.00	7.6%
10040001 515002 Retirement	33,652.84	46,217.48	50,564.93	48,880.65	63,750.00	69,305.00	8.7%
10040001 515003 Health Ins	92,441.96	126,587.35	131,352.68	78,387.54	135,600.00	115,355.00	-14.9%
10040001 515004 Life Ins	110.94	99.46	105.90	133.96	180.00	180.00	.0%
10040001 515005 Disability	927.77	1,100.06	1,019.66	880.36	1,175.00	1,300.00	10.6%
10040001 515006 AD&D	16.32	14.63	15.65	15.73	28.00	24.00	-14.3%
10040001 515007 Unemploy	73.86	.00	525.61	.00	.00	.00	.0%
10040001 515008 Wrkr Comp	37,831.34	38,910.92	26,954.67	37,017.26	.00	44,199.17	.0%
10040001 515012 Uniforms	23,791.68	26,261.42	12,192.61	11,118.50	15,000.00	15,000.00	.0%
10040001 521002 Attorney	640.00	.00	6,674.60	3,909.55	5,000.00	5,000.00	.0%
10040001 522004 PhoneInter	22,425.48	27,031.12	26,229.23	16,111.55	25,000.00	25,000.00	.0%
10040001 524001 Supp Agrmt	.00	60,549.06	246,059.93	151,280.65	247,800.00	247,800.00	.0%
10040001 524002 Veh Maint	79,552.51	69,889.37	69,120.77	56,023.77	80,000.00	80,000.00	.0%
10040001 532001 LegalPubs	.00	.00	861.20	.00	.00	.00	.0%
10040001 532003 BksPubSubs	.00	.00	.00	.00	.00	.00	.0%
10040001 532006 AdvertRecr	.00	.00	.00	.00	.00	2,000.00	.0%
10040001 533000 MilageTrav	2,372.42	614.57	620.89	385.41	2,000.00	1,000.00	-50.0%
10040001 533001 Educ/Train	21,531.30	11,061.62	28,973.63	9,777.80	25,000.00	25,000.00	.0%
10040001 533002 RegFeeTuit	1,150.00	.00	1,025.00	900.00	1,000.00	1,000.00	.0%
10040001 533005 Meals	2,391.15	1,242.70	1,753.24	1,026.47	2,000.00	2,000.00	.0%
10040001 533006 Lodging	13,316.30	13,712.13	8,654.83	3,452.46	11,000.00	11,000.00	.0%

NEXT YEAR BUDGET HISTORICAL COMPARISON

PROJECTION: 20271 2027 Operating Budget FOR PERIOD 99

ACCOUNTS FOR:

General Fund	PRIOR FY3 ACTUALS	PRIOR FY2 ACTUALS	LAST FY1 ACTUALS	CY ACTUALS	CY REV BUDGET	PROJECTION LEVEL 3	PCT CHANGE
10040001 534012 Investigat	6,352.34	3,227.36	2,887.11	1,654.89	3,000.00	3,000.00	.0%
10040001 534013 DrugInvExp	5,835.09	12,481.94	10,513.81	368.96	5,000.00	10,000.00	100.0%
10040001 535001 Fuel	168,230.14	156,652.56	158,696.86	124,895.49	194,760.00	195,000.00	.0%
10040001 539000 OtherSupps	9,506.98	19,307.07	18,656.03	7,409.93	24,500.00	.00	.0%
10040001 539002 ITSupplies	21,207.58	12,351.45	25,279.44	5,000.00	5,000.00	5,000.00	.0%
10040001 539005 Grant Exp	.00	10,495.96	13,769.13	87,425.00	.00	20,000.00	.0%
10040001 539007 COVID Exp	.00	.00	.00	.00	.00	.00	.0%
10040001 551001 VehicleIns	30,831.04	37,188.71	39,960.48	48,983.67	35,000.00	50,000.00	42.9%
10040001 551002 Liab Ins	73,508.00	58,451.00	64,284.00	83,622.75	60,000.00	89,000.00	48.3%
10040001 551005 LegalIns	.00	.00	.00	.00	.00	.00	.0%
10040001 553053 Bus Lease	.00	.00	.00	.00	.00	.00	.0%
10040001 581003 CO Vehicle	379,490.80	309,837.00	284,626.79	.00	.00	.00	.0%
TOTAL Sheriff Administration	-4,734,553.65	-5,400,533.53	-6,032,332.88	-6,634,353.22	-6,383,452.00	-7,050,813.73	10.5%
10040002 Patrol							
10040002 481000 Int on Inv	.00	.00	.00	.00	.00	.00	.0%
10040002 493000 FndBal Usd	.00	.00	.00	.00	.00	.00	.0%
10040002 510000 FTSalaries	1,414,416.97	1,446,386.75	1,538,754.89	1,272,436.14	1,810,300.00	2,120,500.00	17.1%
10040002 510002 Overtime	167,710.23	238,714.79	268,383.75	180,175.53	225,000.00	235,000.00	4.4%
10040002 510003 NonProdPay	13,325.54	227,435.45	303,730.32	226,088.89	200,000.00	.00	.0%
10040002 510004 TermPay	.00	.00	.00	.00	.00	31,500.00	.0%
10040002 510036 SL Buyback	13,474.83	13,915.74	11,092.30	.00	15,400.00	12,000.00	-22.1%
10040002 512000 Extra Hire	23,204.78	7,326.77	4,393.41	2,886.47	.00	.00	.0%
10040002 515001 Soc Sec	118,604.31	139,753.19	153,666.01	122,201.85	172,200.00	183,000.00	6.3%
10040002 515002 Retirement	177,765.49	272,930.75	314,056.75	244,864.46	326,000.00	350,000.00	7.4%
10040002 515003 Health Ins	420,328.76	659,235.97	536,138.41	452,831.05	596,100.00	644,365.00	8.1%
10040002 515004 Life Ins	501.90	499.80	530.28	582.71	775.00	805.00	3.9%
10040002 515005 Disability	3,848.05	4,351.19	4,684.34	3,448.79	4,500.00	5,000.00	11.1%
10040002 515006 AD&D	74.07	76.50	81.13	68.41	120.00	100.00	-16.7%
10040002 515008 Wrkr Comp	.00	.00	.00	.00	.00	.00	.0%
10040002 539000 OtherSupps	24,025.06	55,896.44	21,014.68	22,860.76	23,000.00	58,405.40	153.9%
TOTAL Patrol	2,377,279.99	3,066,523.34	3,156,526.27	2,528,445.06	3,373,395.00	3,640,675.40	7.9%
10040003 Law Enforcement Building							
10040003 510000 FTSalaries	.00	.00	.00	.00	.00	.00	.0%
10040003 510002 Overtime	.00	.00	.00	.00	.00	.00	.0%
10040003 510003 NonProdPay	.00	.00	.00	.00	.00	.00	.0%
10040003 510004 TermPay	.00	.00	.00	.00	.00	.00	.0%
10040003 510036 SL Buyback	.00	.00	.00	.00	.00	.00	.0%
10040003 512000 Extra Hire	.00	.00	.00	.00	.00	.00	.0%
10040003 515001 Soc Sec	.00	.00	.00	.00	.00	.00	.0%
10040003 515002 Retirement	.00	.00	.00	.00	.00	.00	.0%
10040003 515003 Health Ins	.00	.00	.00	.00	.00	.00	.0%
10040003 515004 Life Ins	.00	.00	.00	.00	.00	.00	.0%
10040003 515005 Disability	.00	.00	.00	.00	.00	.00	.0%
10040003 515006 AD&D	.00	.00	.00	.00	.00	.00	.0%
10040003 515008 Wrkr Comp	.00	.00	.00	.00	.00	.00	.0%

NEXT YEAR BUDGET HISTORICAL COMPARISON

PROJECTION: 20271 2027 Operating Budget FOR PERIOD 99

ACCOUNTS FOR:

General Fund	PRIOR FY3 ACTUALS	PRIOR FY2 ACTUALS	LAST FY1 ACTUALS	CY ACTUALS	CY REV BUDGET	PROJECTION LEVEL 3	PCT CHANGE
10040003 522001 WaterSewer	.00	.00	.00	.00	.00	.00	.0%
10040003 522002 Lights	5,361.32	5,931.00	6,249.26	4,564.73	5,500.00	5,500.00	.0%
10040003 522003 Heat	.00	.00	.00	.00	.00	.00	.0%
10040003 522004 PhoneInter	41,412.31	32,476.17	32,597.04	19,455.35	35,000.00	35,000.00	.0%
10040003 524001 Supp Agrmt	.00	159,848.36	.00	.00	.00	.00	.0%
10040003 524003 SmEqupMain	.00	.00	.00	.00	.00	.00	.0%
10040003 524008 Elevator	.00	.00	.00	.00	.00	.00	.0%
10040003 524009 Pest Contr	.00	.00	.00	.00	.00	.00	.0%
10040003 524011 Garbage	.00	.00	.00	.00	.00	.00	.0%
10040003 531000 OfficeSupp	-6,433.23	9,055.24	8,420.21	5,671.35	10,000.00	10,000.00	.0%
10040003 531001 Postage	3,455.27	3,146.68	3,400.23	2,508.35	3,000.00	3,000.00	.0%
10040003 531002 Print/Copy	.00	.00	.00	.00	.00	.00	.0%
10040003 534006 Janitorial	.00	.00	.00	.00	.00	.00	.0%
10040003 539000 OtherSupps	18,398.53	2,414.35	9,059.95	130.50	30,000.00	28,000.00	-6.7%
10040003 551003 Prop Ins	16,123.52	20,460.28	21,484.48	23,004.90	20,000.00	28,432.73	42.2%
TOTAL Law Enforcement Buildi	78,317.72	233,332.08	81,211.17	55,335.18	103,500.00	109,932.73	6.2%
10040004 Communications							
10040004 493000 FndBal Usd	.00	.00	.00	.00	.00	.00	.0%
10040004 510000 FTSalaries	438,681.84	483,193.45	521,432.60	397,154.09	600,000.00	645,965.00	7.7%
10040004 510002 Overtime	66,367.80	73,944.67	79,428.57	46,828.31	75,000.00	65,000.00	-13.3%
10040004 510003 NonProdPay	2,430.60	86,579.92	86,258.30	52,992.38	70,000.00	.00	.0%
10040004 510004 TermPay	.00	2,691.65	.00	.00	.00	25,650.00	.0%
10040004 510036 SL Buyback	5,048.65	3,073.22	3,477.05	.00	3,250.00	3,550.00	9.2%
10040004 512000 Extra Hire	36,640.30	25,606.01	14,290.77	10,327.50	.00	.00	.0%
10040004 515001 Soc Sec	39,183.54	49,214.33	51,487.17	36,673.11	57,750.00	54,500.00	-5.6%
10040004 515002 Retirement	28,566.09	42,278.50	45,589.46	35,601.95	50,100.00	51,000.00	1.8%
10040004 515003 Health Ins	157,728.98	221,507.09	148,098.64	134,462.45	163,000.00	185,450.00	13.8%
10040004 515004 Life Ins	186.92	180.46	189.39	196.69	270.00	270.00	.0%
10040004 515005 Disability	1,178.10	1,384.79	1,460.89	1,024.11	1,375.00	1,450.00	5.5%
10040004 515006 AD&D	27.47	26.54	27.99	23.32	42.00	34.00	-19.0%
10040004 515008 Wrkr Comp	.00	.00	.00	.00	.00	.00	.0%
10040004 522001 WaterSewer	.00	.00	.00	.00	.00	.00	.0%
10040004 522002 Lights	.00	1,199.00	.00	.00	.00	.00	.0%
10040004 522003 Heat	.00	.00	.00	.00	.00	.00	.0%
10040004 522004 PhoneInter	289.83	294.63	160.80	.00	.00	.00	.0%
10040004 522005 RadWrlsSer	566.72	690.70	851.50	3,200.99	4,000.00	4,000.00	.0%
10040004 524001 Supp Agrmt	232,238.81	3,308.41	2,537.25	.00	.00	.00	.0%
10040004 524007 RadioMaint	2,046.20	12,091.77	.00	2,340.00	15,000.00	7,500.00	-50.0%
10040004 539000 OtherSupps	10,342.40	10,979.29	19,583.13	450.86	2,045.23	10,000.00	.0%
10040004 551003 Prop Ins	874.80	2,384.88	6,761.68	7,954.76	7,954.77	9,831.60	.0%
10040004 553052 Tower Rent	22,071.96	21,032.16	21,273.31	9,592.00	10,000.00	.00	.0%
10040004 581002 CO Radios	.00	.00	.00	.00	.00	.00	.0%
TOTAL Communications	1,044,471.01	1,041,661.47	1,002,908.50	738,822.52	1,059,787.00	1,064,200.60	.4%
10040005 Jail							
10040005 462011 Jail Rev	-65,102.43	-44,222.23	-62,719.59	-24,861.18	-40,000.00	-40,000.00	.0%

NEXT YEAR BUDGET HISTORICAL COMPARISON

PROJECTION: 20271 2027 Operating Budget FOR PERIOD 99

ACCOUNTS FOR:

General Fund	PRIOR FY3 ACTUALS	PRIOR FY2 ACTUALS	LAST FY1 ACTUALS	CY ACTUALS	CY REV BUDGET	PROJECTION LEVEL 3	PCT CHANGE
10040005 462012 Commissary	-29,390.05	-34,488.69	-87,628.44	-907.52	-50,000.00	-40,000.00	-20.0%
10040005 462013 NonCtyPris	-184,149.77	-143,891.86	-263,377.64	-213,754.75	-195,000.00	-195,000.00	11.4%
10040005 462014 Med Reimb	-16,773.21	-18,360.11	-18,995.61	-10,779.14	-20,000.00	-20,000.00	.0%
10040005 462015 InmteHuber	-12,846.30	.00	.00	.00	.00	.00	.0%
10040005 462019 KitchenRev	-11,513.17	-4,512.60	-8,426.72	-10,478.10	-6,000.00	-8,000.00	33.3%
10040005 462020 ElectMont	-47,500.50	-66,000.39	-52,482.17	-72,243.00	-70,000.00	-70,000.00	27.3%
10040005 493000 FndBal Usd	.00	.00	.00	.00	.00	.00	.0%
10040005 510000 FTSalaries	1,055,577.42	858,541.77	948,617.19	700,677.51	1,015,000.00	1,017,000.00	.2%
10040005 510002 Overtime	76,627.65	111,865.92	132,359.28	112,445.14	120,000.00	160,000.00	33.3%
10040005 510003 NonProdPay	7,263.66	108,942.17	127,051.68	83,501.92	100,000.00	.00	.0%
10040005 510004 TermPay	.00	5,113.74	4,062.36	5,765.03	.00	.00	.0%
10040005 510036 SL Buyback	3,116.18	2,196.20	8,427.62	.00	2,500.00	5,600.00	124.0%
10040005 512000 Extra Hire	49,684.65	22,678.25	4,666.26	6,907.55	.00	.00	.0%
10040005 515001 Soc Sec	88,602.96	82,995.51	90,086.15	67,202.91	94,675.00	89,850.00	-5.1%
10040005 515002 Retirement	78,099.90	74,035.80	89,835.74	59,497.71	132,100.00	118,225.00	-10.5%
10040005 515003 Health Ins	184,587.47	246,425.38	260,659.49	204,095.46	242,750.00	280,475.00	15.5%
10040005 515004 Life Ins	417.84	307.69	342.28	329.13	480.00	450.00	-6.3%
10040005 515005 Disability	2,754.10	2,330.65	2,593.41	1,646.57	2,350.00	2,250.00	-4.3%
10040005 515006 AD&D	61.44	45.25	50.58	38.38	75.00	55.00	-26.7%
10040005 515008 Wrkr Comp	.00	.00	.00	.00	.00	.00	.0%
10040005 521007 Health/Med	235,838.69	247,618.27	281,953.19	201,976.11	278,000.00	290,000.00	4.3%
10040005 521010 BoardngFee	-5,266.28	-11,664.00	-10,314.00	.00	.00	.00	.0%
10040005 529012 GED Exp	5,834.34	7,859.17	7,186.73	6,921.58	7,000.00	7,000.00	.0%
10040005 532006 AdvertRecr	139.00	.00	.00	.00	.00	.00	.0%
10040005 534005 Meal Purch	184,904.47	185,913.33	212,318.54	182,915.64	185,000.00	220,000.00	18.9%
10040005 534010 PrisonrItm	15,865.82	14,568.85	45,316.53	2,814.61	10,000.00	.00	.0%
10040005 536001 ElectMonit	8,445.87	10,909.24	9,307.25	10,074.43	23,000.00	23,000.00	187.5%
10040005 539000 OtherSupps	49,792.74	40,858.14	49,153.74	36,978.71	60,000.00	50,000.00	25.0%
TOTAL Jail	1,675,072.49	1,700,065.45	1,770,043.85	1,350,764.70	1,891,930.00	1,890,905.00	-.1%
10040006 Jail Assessment							
10040006 451050 JailAsSur	-36,381.44	-45,631.67	-38,756.04	-26,909.43	-45,000.00	-45,000.00	.0%
10040006 493000 FndBal Usd	.00	.00	.00	.00	-33,400.00	-83,400.00	149.7%
10040006 524004 Bldg Maint	6,885.00	12,614.25	54,140.79	4,112.45	10,000.00	10,000.00	.0%
10040006 581001 CO FurnEq	4,000.00	.00	19,686.07	7,800.00	11,000.00	61,000.00	454.5%
10040006 581012 CO Bldg	.00	.00	.00	.00	.00	.00	.0%
TOTAL Jail Assessment	-25,496.44	-33,017.42	35,070.82	-14,996.98	-57,400.00	-57,400.00	.0%
10040007 Courthouse Security							
10040007 539000 OtherSupps	4,497.90	3,392.90	3,585.20	2,059.60	5,000.00	5,000.00	.0%
TOTAL Courthouse Security	4,497.90	3,392.90	3,585.20	2,059.60	5,000.00	5,000.00	.0%
10040008 Canine Unit							
10040008 485000 Donations	-300.00	-120.00	-196.98	-527.00	-1,000.00	-500.00	-50.0%
10040008 493000 FndBal Usd	.00	.00	.00	.00	-2,000.00	.00	.0%

NEXT YEAR BUDGET HISTORICAL COMPARISON

PROJECTION: 20271 2027 Operating Budget FOR PERIOD 99

ACCOUNTS FOR:

General Fund	PRIOR FY3 ACTUALS	PRIOR FY2 ACTUALS	LAST FY1 ACTUALS	CY ACTUALS	CY REV BUDGET	PROJECTION LEVEL 3	PCT CHANGE
10040008 539000 OtherSupps	6,378.13	4,552.97	5,519.97	7,646.88	9,000.00	7,000.00	.0%
TOTAL Canine Unit	6,078.13	4,432.97	5,322.99	7,119.88	6,000.00	6,500.00	8.3%
10040009 DARE Program							
10040009 485000 Donations	.00	.00	.00	.00	.00	.00	.0%
10040009 493000 FndBal Usd	.00	.00	.00	.00	.00	.00	.0%
10040009 539000 OtherSupps	.00	.00	.00	.00	.00	.00	.0%
TOTAL DARE Program	.00	.00	.00	.00	.00	.00	.0%
10040010 Rescue Boat							
10040010 485000 Donations	.00	.00	.00	.00	.00	.00	.0%
10040010 493000 FndBal Usd	.00	.00	.00	.00	.00	.00	.0%
10040010 524003 SmEqupMain	.00	.00	.00	.00	1,000.00	1,000.00	.0%
10040010 533005 Meals	.00	.00	.00	.00	.00	.00	.0%
10040010 535001 Fuel	.00	.00	.00	.00	.00	.00	.0%
10040010 539000 OtherSupps	.00	.00	490.57	.00	.00	.00	.0%
10040010 581001 CO FurnEq	.00	.00	.00	.00	.00	.00	.0%
TOTAL Rescue Boat	.00	.00	490.57	.00	1,000.00	1,000.00	.0%
10040011 Honor Guard							
10040011 485000 Donations	.00	.00	.00	.00	.00	.00	.0%
10040011 515012 Uniforms	.00	.00	.00	.00	.00	.00	.0%
10040011 533001 Educ/Train	.00	.00	.00	.00	.00	.00	.0%
10040011 539000 OtherSupps	.00	.00	.00	.00	.00	.00	.0%
TOTAL Honor Guard	.00	.00	.00	.00	.00	.00	.0%
10040012 Fresh Start							
10040012 435201 GrntStSafe	-22,713.04	-18,683.10	.00	.00	.00	.00	.0%
10040012 462021 FreshStart	-5,240.00	-4,480.00	-5,110.00	-3,150.00	-5,000.00	-5,000.00	.0%
10040012 493000 FndBal Usd	.00	.00	.00	.00	.00	.00	.0%
10040012 534011 FreshStart	1,412.00	1,903.00	2,652.98	2,320.00	5,240.00	5,000.00	.0%
10040012 539005 Grant Exp	26,790.46	3,475.00	500.00	.00	.00	.00	.0%
10040012 581001 CO FurnEq	.00	.00	.00	.00	.00	.00	.0%
TOTAL Fresh Start	249.42	-17,785.10	-1,957.02	-830.00	240.00	.00	.0%
10040013 Victim Fund							
10040013 462001 Seized $	.00	.00	.00	.00	.00	.00	.0%
10040013 539000 OtherSupps	.00	.00	.00	.00	.00	.00	.0%
TOTAL Victim Fund	.00	.00	.00	.00	.00	.00	.0%
TOTAL Sheriff	425,916.57	598,072.16	20,869.47	-1,967,633.26	.00	-390,000.00	.0%

NEXT YEAR BUDGET HISTORICAL COMPARISON

PROJECTION: 20271 2027 Operating Budget FOR PERIOD 99

ACCOUNTS FOR:

General Fund	PRIOR FY3 ACTUALS	PRIOR FY2 ACTUALS	LAST FY1 ACTUALS	CY ACTUALS	CY REV BUDGET	PROJECTION LEVEL 3	PCT CHANGE
500 Emergency Management							
10050001 Emergency Management							
10050001 433001 FedCOVID	.00	.00	.00	.00	.00	.00	.0%
10050001 435280 StGtEmMgmt	-168,872.09	-47,739.00	-61,543.14	-60,822.61	-61,500.00	-64,471.97	4.8%
10050001 462004 Reimb Exp	-1,863.62	-12.08	-200.00	-24.99	-4,500.00	-4,500.00	.0%
10050001 499999 Co Fnd App	-138,020.04	-168,144.00	-213,679.00	-223,575.00	-223,575.00	-242,923.44	8.7%
10050001 510000 FTSalaries	128,918.53	126,614.78	133,152.75	110,293.91	140,300.00	160,690.00	14.5%
10050001 510002 Overtime	.00	.00	.00	.00	.00	.00	.0%
10050001 510003 NonProdPay	995.46	14,866.85	16,584.90	8,719.13	15,000.00	.00	-100.0%
10050001 510004 TermPay	.00	.00	.00	.00	.00	.00	.0%
10050001 510036 SL Buyback	1,796.47	3,046.08	2,804.37	.00	3,250.00	2,880.00	-11.4%
10050001 512000 Extra Hire	3,774.01	.00	2,405.71	27.00	.00	.00	.0%
10050001 514002 Comm PD	2,565.00	1,728.09	1,953.90	1,035.00	2,200.00	1,500.00	-31.8%
10050001 515001 Soc Sec	9,822.92	10,366.08	11,039.83	8,324.97	12,130.00	12,515.00	3.2%
10050001 515002 Retirement	7,439.89	9,976.64	10,623.08	8,568.95	11,400.00	11,820.00	3.7%
10050001 515003 Health Ins	42,844.05	62,503.47	49,545.35	40,236.96	52,700.00	56,620.00	7.4%
10050001 515004 Life Ins	44.20	40.80	42.36	44.64	60.00	60.00	.0%
10050001 515005 Disability	348.90	367.90	387.82	278.47	375.00	375.00	.0%
10050001 515006 AD&D	6.50	6.00	6.26	5.24	10.00	8.00	-20.0%
10050001 515007 Unemploy	.00	.00	.00	.00	.00	.00	.0%
10050001 515008 Wrkr Comp	.00	.00	.00	.00	.00	.00	.0%
10050001 521002 Attorney	.00	.00	.00	.00	.00	.00	.0%
10050001 522002 Lights	7,881.98	8,411.94	9,628.88	8,283.45	8,600.00	9,000.00	4.7%
10050001 522004 PhoneInter	5,618.91	5,480.01	6,077.59	3,550.51	5,550.00	3,800.00	-31.5%
10050001 522005 RadWrlsSer	-118.25	192.09	1,115.06	597.43	1,000.00	.00	-100.0%
10050001 524002 Veh Maint	5,104.95	6,931.98	6,141.85	3,102.87	6,000.00	5,500.00	-8.3%
10050001 524003 SmEqupMain	67.97	762.94	781.66	80.96	1,000.00	1,500.00	50.0%
10050001 524007 RadioMaint	1,483.09	826.12	773.71	675.30	700.00	1,700.00	142.9%
10050001 531000 OfficeSupp	1,375.20	1,172.48	939.86	708.61	1,000.00	1,000.00	.0%
10050001 531001 Postage	28.34	.00	7.32	100.00	100.00	100.00	.0%
10050001 531002 Print/Copy	581.70	498.10	1,044.09	776.35	1,200.00	1,200.00	.0%
10050001 533000 MilageTrav	526.88	377.39	591.65	312.40	100.00	200.00	100.0%
10050001 533002 RegFeeTuit	380.00	213.57	150.00	.00	.00	300.00	.0%
10050001 533005 Meals	58.22	31.15	78.22	.00	100.00	100.00	.0%
10050001 533006 Lodging	360.00	284.00	304.47	.00	.00	400.00	.0%
10050001 534000 OperatSupp	397.33	366.64	299.96	79.56	300.00	300.00	.0%
10050001 535001 Fuel	3,771.44	4,252.87	2,906.40	1,855.01	3,500.00	3,500.00	.0%
10050001 539000 OtherSupps	3,266.65	4,562.92	2,751.31	9,050.66	10,500.00	7,295.00	191.8%
10050001 539005 Grant Exp	200.45	.00	.00	.00	.00	.00	.0%
10050001 539007 COVID Exp	149.24	.00	.00	.00	.00	.00	.0%
10050001 551001 VehicleIns	9,498.80	11,510.82	18,015.04	20,504.80	14,000.00	19,564.64	39.7%
10050001 551003 Prop Ins	2,401.84	2,862.12	2,842.52	2,276.12	1,500.00	1,967.77	31.2%
10050001 553050 Bldg Rent	3,000.00	4,500.00	15,000.00	15,000.00	15,000.00	8,000.00	-46.7%
10050001 581001 CO FurnEq	.00	.00	.00	.00	.00	.00	.0%
10050001 581002 CO Radios	.00	.00	.00	.00	.00	.00	.0%
TOTAL Emergency Management	-64,165.08	66,858.75	22,573.78	-39,934.30	18,000.00	.00	-100.0%

NEXT YEAR BUDGET HISTORICAL COMPARISON

PROJECTION: 20271 2027 Operating Budget FOR PERIOD 99

ACCOUNTS FOR:

General Fund	PRIOR FY3 ACTUALS	PRIOR FY2 ACTUALS	LAST FY1 ACTUALS	CY ACTUALS	CY REV BUDGET	PROJECTION LEVEL 3	PCT CHANGE
10050002 Hazard Mitigation Project							
10050002 435280 StGtEmMgmt	.00	.00	.00	.00	.00	.00	.0%
10050002 521000 Cont Serv	.00	6,936.86	.00	.00	.00	.00	.0%
10050002 539000 OtherSupps	.00	.00	.00	.00	.00	.00	.0%
TOTAL Hazard Mitigation Proj	.00	6,936.86	.00	.00	.00	.00	.0%
10050003 Hazard Mitigation Planning							
10050003 435280 StGtEmMgmt	.00	.00	.00	.00	.00	.00	.0%
10050003 521000 Cont Serv	38,222.12	-.49	.00	.00	.00	.00	.0%
10050003 539000 OtherSupps	90.00	.00	.00	.00	.00	.00	.0%
TOTAL Hazard Mitigation Plan	38,312.12	-.49	.00	.00	.00	.00	.0%
10050004 Technical Rescue							
10050004 435280 StGtEmMgmt	.00	.00	.00	-900.00	-60,000.00	-60,000.00	.0%
10050004 480100 Misc Rev	.00	.00	.00	.00	.00	.00	.0%
10050004 485000 Donations	.00	.00	.00	-173.10	.00	.00	.0%
10050004 524003 SmEqupMain	.00	.00	.00	.00	.00	.00	.0%
10050004 533001 Educ/Train	.00	.00	.00	.00	.00	.00	.0%
10050004 539000 OtherSupps	25,214.47	.00	27,049.82	915.98	60,000.00	60,000.00	.0%
10050004 581001 CO FurnEq	.00	.00	.00	.00	.00	.00	.0%
TOTAL Technical Rescue	25,214.47	.00	27,049.82	-157.12	.00	.00	.0%
10050005 Training Grant							
10050005 435280 StGtEmMgmt	-5,285.00	-4,650.00	.00	.00	-5,000.00	-5,000.00	.0%
10050005 539005 Grant Exp	5,359.95	4,650.00	.00	.00	5,000.00	5,000.00	.0%
TOTAL Training Grant	74.95	.00	.00	.00	.00	.00	.0%
10050006 Flood Damage							
10050006 539000 OtherSupps	.00	.00	.00	.00	.00	.00	.0%
TOTAL Flood Damage	.00	.00	.00	.00	.00	.00	.0%
10050007 WI Vol Orgs Active in Disaster							
10050007 435280 StGtEmMgmt	.00	.00	.00	.00	.00	.00	.0%
10050007 539000 OtherSupps	907.57	.00	.00	.00	.00	.00	.0%
TOTAL WI Vol Orgs Active in	907.57	.00	.00	.00	.00	.00	.0%
10050008 FEMA/WEM Disaster							
10050008 433002 FEMA	-9,728.17	.00	.00	.00	.00	.00	.0%

NEXT YEAR BUDGET HISTORICAL COMPARISON

PROJECTION: 20271 2027 Operating Budget FOR PERIOD 99

ACCOUNTS FOR:

General Fund	PRIOR FY3 ACTUALS	PRIOR FY2 ACTUALS	LAST FY1 ACTUALS	CY ACTUALS	CY REV BUDGET	PROJECTION LEVEL 3	PCT CHANGE
10050008 435280 StGtEmMgmt	.00	.00	.00	.00	.00	.00	.0%
TOTAL FEMA/WEM Disaster	-9,728.17	.00	.00	.00	.00	.00	.0%
10050009 Fundraising							
10050009 485000 Donations	.00	.00	.00	.00	.00	.00	.0%
TOTAL Fundraising	.00	.00	.00	.00	.00	.00	.0%
10050010 EM Purchased for Others							
10050010 539000 OtherSupps	328.34	.00	125.14	.00	.00	.00	.0%
TOTAL EM Purchased for Other	328.34	.00	125.14	.00	.00	.00	.0%
10050011 Regional HazMat							
10050011 435280 StGtEmMgmt	-30,191.72	-7,906.48	-18,962.69	-36,939.48	-23,813.00	-23,813.00	.0%
10050011 484000 Ins Recov	.00	.00	.00	.00	-10,000.00	.00	-100.0%
10050011 539000 OtherSupps	91,546.37	35,426.81	22,312.31	18,784.03	23,813.00	16,813.00	-29.4%
10050011 553050 Bldg Rent	.00	.00	.00	.00	.00	7,000.00	.0%
TOTAL Regional HazMat	61,354.65	27,520.33	3,349.62	-18,155.45	-10,000.00	.00	-100.0%
TOTAL Emergency Management	52,298.85	101,315.45	53,098.36	-58,246.87	8,000.00	.00	.0%

NEXT YEAR BUDGET HISTORICAL COMPARISON

PROJECTION: 20271 2027 Operating Budget FOR PERIOD 99

ACCOUNTS FOR:

General Fund	PRIOR FY3 ACTUALS	PRIOR FY2 ACTUALS	LAST FY1 ACTUALS	CY ACTUALS	CY REV BUDGET	PROJECTION LEVEL 3	PCT CHANGE
600 Resource & Tourism							
10060001 Resource/Tourism							
10060001 435100 StGrntGen	.00	.00	.00	.00	.00	.00	.0%
10060001 493000 FndBal Usd	.00	.00	.00	.00	.00	.00	.0%
10060001 499999 Co Fnd App	-82,005.00	-82,005.00	-81,568.66	-125,208.66	-125,208.66	-143,827.00	14.9%
10060001 510000 FTSalaries	.00	.00	.00	10,497.67	28,500.00	60,260.00	21.7%
10060001 510002 Overtime	.00	.00	.00	.00	.00	.00	.0%
10060001 510003 NonProdPay	.00	.00	.00	.00	.00	.00	.0%
10060001 510004 TermPay	.00	.00	.00	.00	.00	.00	.0%
10060001 510036 SL Buyback	.00	.00	.00	.00	.00	.00	.0%
10060001 514002 Comm PD	2,790.00	2,430.00	2,700.00	1,440.00	2,400.00	2,400.00	.0%
10060001 515001 Soc Sec	213.39	185.96	206.65	913.25	3,185.00	4,615.00	2394.6%
10060001 515002 Retirement	.00	.00	.00	755.85	3,000.00	4,375.00	.0%
10060001 515003 Health Ins	.00	.00	.00	.00	.00	.00	.0%
10060001 515004 Life Ins	.00	.00	.00	.00	.00	30.00	.0%
10060001 515005 Disability	.00	.00	.00	.00	.00	145.00	.0%
10060001 515006 AD&D	.00	.00	.00	.00	.00	4.00	.0%
10060001 521000 Cont Serv	5,600.00	5,600.00	5,600.00	5,600.00	5,600.00	5,600.00	.0%
10060001 531001 Postage	.00	.00	1,162.20	.00	205.00	200.00	.0%
10060001 532005 Memb Dues	3,635.66	32,559.66	3,635.66	3,635.66	3,635.66	.00	-100.0%
10060001 533000 MilageTrav	809.37	636.10	534.17	724.95	595.00	1,200.00	50.0%
10060001 533002 RegFeeTuit	.00	.00	.00	.00	.00	.00	.0%
10060001 533005 Meals	.00	.00	.00	.00	.00	.00	.0%
10060001 533006 Lodging	.00	.00	.00	.00	.00	500.00	.0%
10060001 539000 OtherSupps	.00	.00	.00	207.00	.00	1,000.00	.0%
10060001 572000 SupExtOrg	-102.88	.00	300.00	.00	.00	.00	.0%
10060001 581001 CO FurnEq	.00	.00	.00	.00	.00	.00	.0%
TOTAL Resource/Tourism	-69,059.46	-40,593.28	-67,429.98	-101,434.28	-78,088.00	-63,498.00	.6%
10060002 Economic Dev							
10060002 462004 Reimb Exp	-72,672.06	-128,301.78	-116,121.38	-93,698.14	-125,000.00	-132,795.00	6.2%
10060002 493000 FndBal Usd	.00	.00	.00	.00	.00	.00	.0%
10060002 510000 FTSalaries	70,995.83	67,730.04	71,319.16	56,632.12	74,930.00	86,740.00	15.8%
10060002 510003 NonProdPay	1,392.10	9,001.16	13,138.60	7,534.28	8,500.00	.00	.0%
10060002 510036 SL Buyback	.00	.00	.00	.00	.00	1,930.00	.0%
10060002 515001 Soc Sec	5,450.04	5,563.94	6,048.84	4,565.20	6,390.00	6,785.00	6.2%
10060002 515002 Retirement	4,104.11	5,295.86	5,882.58	4,619.91	6,010.00	6,430.00	7.0%
10060002 515003 Health Ins	6,492.72	32,820.71	26,535.67	21,560.06	28,275.00	30,425.00	7.6%
10060002 515004 Life Ins	30.60	20.40	21.18	22.32	30.00	30.00	.0%
10060002 515005 Disability	173.76	199.42	213.81	150.18	200.00	205.00	2.5%
10060002 515006 AD&D	4.50	3.00	3.13	2.62	5.00	.00	-100.0%
10060002 532005 Memb Dues	57,848.00	28,294.00	57,848.00	60,549.00	60,740.00	60,740.00	.0%
10060002 539000 OtherSupps	5,900.00	5,900.00	5,900.00	3,008.00	3,008.00	3,008.00	.0%
TOTAL Economic Dev	79,719.60	26,526.75	70,789.59	64,945.55	63,088.00	63,498.00	.6%

NEXT YEAR BUDGET HISTORICAL COMPARISON

PROJECTION: 20271 2027 Operating Budget FOR PERIOD 99

ACCOUNTS FOR:

General Fund	PRIOR FY3 ACTUALS	PRIOR FY2 ACTUALS	LAST FY1 ACTUALS	CY ACTUALS	CY REV BUDGET	PROJECTION LEVEL 3	PCT CHANGE
10060003 Snowmobile							
10060003 435700 SnowmblGrn	-165,751.41	-111,089.59	-81,914.66	.00	-125,940.00	-125,940.00	.0%
10060003 493000 FndBal Usd	.00	.00	.00	.00	.00	.00	.0%
10060003 539000 OtherSupps	76,276.98	133,797.87	81,123.86	80,888.87	125,940.00	125,940.00	.0%
TOTAL Snowmobile	-89,474.43	22,708.28	-790.80	80,888.87	.00	.00	.0%
10060004 Fish & Wildlife							
10060004 435800 StGtConAid	.00	.00	.00	.00	.00	.00	.0%
10060004 493000 FndBal Usd	.00	.00	.00	.00	.00	.00	.0%
TOTAL Fish & Wildlife	.00	.00	.00	.00	.00	.00	.0%
TOTAL Resource & Tourism	-78,814.29	8,641.75	2,568.81	44,400.14	-15,000.00	.00	.0%

NEXT YEAR BUDGET HISTORICAL COMPARISON

PROJECTION: 20271 2027 Operating Budget FOR PERIOD 99

ACCOUNTS FOR:

General Fund	PRIOR FY3 ACTUALS	PRIOR FY2 ACTUALS	LAST FY1 ACTUALS	CY ACTUALS	CY REV BUDGET	PROJECTION LEVEL 3	PCT CHANGE
610 Extension							
10061001 County Extension Service							
10061001 435700 ExtStGrnts	-2,503.59	-2,901.65	-1,913.62	.00	-2,700.00	-2,100.00	-22.2%
10061001 467700 UW Ext Gen	-10,078.96	-8,129.54	-15,852.23	-3,649.63	-5,800.00	-5,800.00	.0%
10061001 484000 Ins Recov	.00	.00	.00	.00	.00	.00	.0%
10061001 493000 FndBal Usd	.00	.00	.00	.00	.00	-2,300.00	.0%
10061001 499999 Co Fnd App	-333,177.96	-353,072.04	-376,517.00	-332,923.00	-332,923.00	-360,437.00	8.3%
10061001 510000 FTSalaries	84,899.46	74,437.39	83,441.99	65,142.85	87,200.00	110,800.00	27.1%
10061001 510002 Overtime	.00	.00	574.51	.00	.00	.00	.0%
10061001 510003 NonProdPay	1,358.24	25,058.47	24,383.25	19,567.15	20,000.00	.00	.0%
10061001 510004 TermPay	.00	.00	.00	.00	.00	21,100.00	.0%
10061001 510036 SL Buyback	.00	.00	.00	.00	1,250.00	.00	.0%
10061001 512000 Extra Hire	.00	.00	.00	.00	3,000.00	.00	.0%
10061001 514002 Comm PD	2,340.00	2,385.00	2,115.00	1,485.00	2,500.00	2,340.00	-6.4%
10061001 515001 Soc Sec	6,172.18	6,989.59	7,575.15	5,902.71	8,550.00	10,280.00	20.2%
10061001 515002 Retirement	4,889.67	6,867.19	7,544.22	6,099.12	8,030.00	8,050.00	.2%
10061001 515003 Health Ins	42,844.05	62,503.47	49,545.35	38,986.29	52,700.00	54,700.00	3.8%
10061001 515004 Life Ins	44.20	40.80	42.36	44.64	60.00	60.00	.0%
10061001 515005 Disability	232.67	258.67	279.29	198.14	270.00	260.00	-3.7%
10061001 515006 AD&D	6.50	6.00	6.26	5.24	10.00	8.00	-20.0%
10061001 515007 Unemploy	.00	.00	.00	.00	.00	.00	.0%
10061001 515008 Wrkr Comp	.00	.00	.00	.00	.00	.00	.0%
10061001 521000 Cont Serv	143,451.42	137,894.07	156,947.75	92,415.00	154,487.00	127,623.00	2.5%
10061001 521002 Attorney	.00	.00	.00	.00	.00	.00	.0%
10061001 522004 PhoneInter	.73	.82	.80	.53	1.00	1.00	.0%
10061001 531000 OfficeSupp	5,993.53	6,247.71	6,768.74	3,514.93	6,865.00	6,865.00	.0%
10061001 531001 Postage	2,358.00	2,544.80	2,382.26	1,432.63	2,700.00	2,600.00	-3.7%
10061001 531002 Print/Copy	3,019.65	3,887.50	4,138.98	2,484.41	4,150.00	4,150.00	.0%
10061001 532003 BksPubSubs	84.00	249.00	249.00	249.00	275.00	275.00	.0%
10061001 532004 BrochNews	.00	.00	.00	.00	250.00	.00	.0%
10061001 533000 MilageTrav	5,017.40	3,975.70	3,273.02	3,228.95	5,000.00	5,000.00	.0%
10061001 533002 RegFeeTuit	344.00	365.00	579.03	145.00	1,000.00	1,000.00	.0%
10061001 533005 Meals	.00	.00	.00	.00	100.00	100.00	.0%
10061001 533006 Lodging	-60.00	.00	.00	.00	500.00	500.00	.0%
10061001 534000 OperatSupp	1,317.80	1,670.00	.00	.00	.00	.00	.0%
10061001 539000 OtherSupps	3,675.72	.00	6,413.00	.00	.00	.00	.0%
10061001 539000 01 OtherSupps	.00	.00	.00	.00	.00	.00	.0%
10061001 539000 2 OtherSupps	.00	.00	.00	.00	.00	.00	.0%
10061001 553051 Equip Rent	4,354.14	4,765.67	4,399.08	3,299.31	4,400.00	4,400.00	.0%
TOTAL County Extension Servi	-33,417.15	-23,956.38	-33,623.81	-92,371.73	21,875.00	-10,525.00	29.5%
10061002 County Agent Expense							
10061002 532003 BksPubSubs	.00	231.85	.00	.00	.00	.00	.0%
10061002 533000 MilageTrav	.00	.00	.00	.00	.00	.00	.0%
10061002 533002 RegFeeTuit	.00	.00	.00	.00	.00	.00	.0%
10061002 539000 OtherSupps	2,705.89	4,240.00	5,159.11	400.00	3,500.00	3,500.00	.0%

NEXT YEAR BUDGET HISTORICAL COMPARISON

PROJECTION: 20271 2027 Operating Budget FOR PERIOD 99

ACCOUNTS FOR:

General Fund	PRIOR FY3 ACTUALS	PRIOR FY2 ACTUALS	LAST FY1 ACTUALS	CY ACTUALS	CY REV BUDGET	PROJECTION LEVEL 3	PCT CHANGE
TOTAL County Agent Expense	2,705.89	4,471.85	5,159.11	400.00	3,500.00	3,500.00	.0%
10061003 SW WI Youth Survey							
10061003 485000 Donations	.00	.00	.00	.00	.00	.00	.0%
10061003 539000 OtherSupps	5,578.00	.00	.00	.00	.00	.00	.0%
TOTAL SW WI Youth Survey	5,578.00	.00	.00	.00	.00	.00	.0%
10061005 Pesticide/Agricultural Program							
10061005 533001 Educ/Train	.00	.00	1,304.56	268.32	.00	2,300.00	.0%
TOTAL Pesticide/Agricultural	.00	.00	1,304.56	268.32	.00	2,300.00	.0%
10061007 Farm Progress							
10061007 481000 Int on Inv	-500.00	-500.00	-500.00	.00	-500.00	-500.00	.0%
10061007 572001 Scholarshi	500.00	500.00	500.00	500.00	500.00	500.00	.0%
TOTAL Farm Progress	.00	.00	.00	500.00	.00	.00	.0%
10061008 4 H and Youth							
10061008 572000 SupExtOrg	4,724.93	4,725.00	4,328.32	1,663.72	4,725.00	4,725.00	.0%
TOTAL 4 H and Youth	4,724.93	4,725.00	4,328.32	1,663.72	4,725.00	4,725.00	.0%
10061009 Teen Court Grant							
10061009 485000 Donations	-2,500.00	.00	-1,650.00	.00	-1,000.00	-900.00	-10.0%
10061009 539005 Grant Exp	1,084.91	1,747.57	1,094.95	484.38	1,000.00	900.00	-10.0%
TOTAL Teen Court Grant	-1,415.09	1,747.57	-555.05	484.38	.00	.00	.0%
10061010 4-H Club Dues							
10061010 480100 Misc Rev	.00	-2,355.00	-3,440.00	.00	-2,800.00	-2,650.00	-5.4%
10061010 539000 OtherSupps	.00	.00	2,774.14	2,019.16	2,800.00	2,650.00	-5.4%
TOTAL 4-H Club Dues	.00	-2,355.00	-665.86	2,019.16	.00	.00	.0%
TOTAL Extension	-21,823.42	-15,366.96	-24,052.73	-87,036.15	30,100.00	.00	-100.0%

NEXT YEAR BUDGET HISTORICAL COMPARISON

PROJECTION: 20271 2027 Operating Budget FOR PERIOD 99

ACCOUNTS FOR:

General Fund	PRIOR FY3 ACTUALS	PRIOR FY2 ACTUALS	LAST FY1 ACTUALS	CY ACTUALS	CY REV BUDGET	PROJECTION LEVEL 3	PCT CHANGE
620 Conservation/Sanitation/Zoning							
10062001 Land/Water Plans							
10062001 433001 FedCOVID	.00	.00	.00	.00	.00	.00	.0%
10062001 435800 SWRMGrant	-214,796.12	-127,784.00	-212,625.36	-149,573.04	-172,305.00	-148,000.00	-14.1%
10062001 435810 PHStGrant	.00	.00	.00	.00	.00	-118,000.00	.0%
10062001 443014 NonMetall	-30,870.00	-31,220.00	-27,340.00	-35,495.00	-45,000.00	-38,000.00	-15.6%
10062001 443020 AgWasteFee	-22,750.00	-600.00	-700.00	.00	-750.00	.00	.0%
10062001 468200 Othr Consr	-14,057.44	-11,815.17	-13,363.51	-17,307.04	-17,000.00	.00	.0%
10062001 468201 TreeSales	.00	.00	.00	.00	.00	-18,000.00	.0%
10062001 482150 Rentl Inc	.00	.00	.00	.00	.00	.00	.0%
10062001 483000 SaleCoProp	.00	.00	.00	.00	.00	.00	.0%
10062001 499999 Co Fnd App	-456,131.04	-515,172.00	-687,287.00	-524,813.00	-524,813.00	-659,016.26	25.6%
10062001 510000 FTSalaries	207,392.83	180,498.10	231,480.24	186,707.61	246,650.00	276,790.00	12.2%
10062001 510002 Overtime	.00	.00	.00	.00	.00	.00	.0%
10062001 510003 NonProdPay	2,627.86	27,054.97	31,674.81	23,395.17	25,000.00	.00	.0%
10062001 510004 TermPay	.00	7,437.50	.00	.00	.00	.00	.0%
10062001 510036 SL Buyback	562.07	90.93	152.90	.00	350.00	300.00	-14.3%
10062001 512000 Extra Hire	.00	.00	.00	.00	.00	.00	.0%
10062001 514002 Comm PD	6,840.00	6,930.00	5,850.00	4,410.00	9,000.00	9,000.00	.0%
10062001 515001 Soc Sec	14,849.33	16,009.91	19,941.35	15,738.88	20,810.00	21,170.00	1.7%
10062001 515002 Retirement	11,942.23	14,199.16	18,326.09	15,127.50	19,585.00	21,215.00	8.3%
10062001 515003 Health Ins	67,706.15	67,209.53	37,366.14	38,300.41	38,850.00	65,000.00	67.3%
10062001 515004 Life Ins	78.01	66.20	84.72	89.46	110.00	120.00	9.1%
10062001 515005 Disability	553.27	523.11	681.53	491.55	700.00	620.00	-11.4%
10062001 515006 AD&D	11.47	9.74	12.52	10.51	16.00	15.00	-6.3%
10062001 515007 Unemploy	.00	.00	.00	.00	.00	.00	.0%
10062001 515008 Wrkr Comp	.00	.00	.00	.00	.00	.00	.0%
10062001 521000 Cont Serv	6,970.54	5,568.66	.00	.00	.00	35,000.00	.0%
10062001 521002 Attorney	.00	.00	10,000.00	.00	.00	.00	.0%
10062001 522004 PhoneInter	.00	.00	342.40	629.89	2,800.00	4,000.00	.0%
10062001 524002 Veh Maint	397.04	2,037.23	828.92	127.07	1,500.00	4,500.00	.0%
10062001 524003 SmEqupMain	.00	178.97	.00	.00	.00	.00	.0%
10062001 531000 OfficeSupp	926.72	1,658.22	4,237.78	1,098.26	1,200.00	3,000.00	.0%
10062001 531001 Postage	906.15	909.03	1,025.02	368.30	1,000.00	1,200.00	20.0%
10062001 531002 Print/Copy	.00	.00	.00	.00	550.00	3,550.00	545.5%
10062001 532001 LegalPubs	896.00	.00	.00	.00	.00	2,500.00	.0%
10062001 532005 Memb Dues	1,772.00	3,288.44	2,562.33	190.00	1,000.00	2,600.00	160.0%
10062001 533000 MilageTrav	1,194.78	958.62	840.54	751.87	1,500.00	1,000.00	-33.3%
10062001 533001 Educ/Train	4,199.22	4,757.46	5,744.85	4,495.20	5,400.00	8,000.00	300.0%
10062001 533002 RegFeeTuit	1,320.00	1,550.99	1,925.00	30.00	2,000.00	.00	.0%
10062001 533005 Meals	51.81	68.95	211.01	60.68	500.00	500.00	.0%
10062001 533006 Lodging	810.00	994.37	1,274.00	722.00	2,000.00	2,000.00	.0%
10062001 535001 Fuel	1,786.90	1,645.08	2,248.80	2,645.98	3,800.00	4,000.00	.0%
10062001 539000 OtherSupps	12,466.80	9,310.53	15,164.17	17,031.05	23,000.00	.00	.0%
10062001 539005 TreeSale	.00	.00	.00	.00	.00	17,000.00	.0%
10062001 539007 COVID Exp	.00	.00	.00	.00	.00	.00	.0%
10062001 551001 VehicleIns	3,755.52	4,427.26	4,656.93	5,695.82	4,200.00	5,500.00	31.0%
10062001 551003 Prop Ins	.00	.00	156.00	170.92	200.00	211.26	5.6%

NEXT YEAR BUDGET HISTORICAL COMPARISON

PROJECTION: 20271 2027 Operating Budget FOR PERIOD 99

ACCOUNTS FOR:

General Fund	PRIOR FY3 ACTUALS	PRIOR FY2 ACTUALS	LAST FY1 ACTUALS	CY ACTUALS	CY REV BUDGET	PROJECTION LEVEL 3	PCT CHANGE
10062001 551005 LegalIns	.00	.00	.00	.00	.00	.00	.0%
10062001 553050 Bldg Rent	2,649.28	31,791.36	.36	23,843.52	31,791.00	32,000.00	.7%
10062001 575001 CostShare	13,967.59	19,164.42	9,270.38	2,367.75	20,000.00	20,000.00	.0%
10062001 575002 CstShrLand	119,878.72	.00	82,360.10	25,632.12	72,000.00	78,000.00	8.3%
10062001 575003 CstShrPhos	44,024.09	.00	.00	.00	.00	118,000.00	.0%
10062001 581001 CO FurnEq	2,124.28	2,494.68	3,225.86	19,810.61	20,800.00	4,500.00	-76.3%
10062001 581003 CO Vehicle	.00	39,654.50	.00	.00	.00	.00	.0%
TOTAL Land/Water Plans	-205,943.94	-236,103.25	-449,671.12	-337,245.95	-203,556.00	-239,725.00	18.3%
10062002 Zoning/Sanitation							
10062002 443010 Sanit Fees	-35,750.00	-37,975.00	-36,300.00	-29,700.00	-45,000.00	-45,000.00	.0%
10062002 443012 ZoningFees	-120,164.17	-86,862.86	-89,886.62	-73,648.75	-65,000.00	-68,000.00	4.6%
10062002 443020 MaintSaFee	-51,000.00	-83,550.00	-71,800.00	-47,225.00	-80,000.00	-70,000.00	-12.5%
10062002 468200 Misc Rev	-24,065.35	-18,242.50	-22,550.00	-24,074.98	.00	.00	.0%
10062002 480100 Misc Rev	.00	.00	-1,815.00	.00	.00	.00	.0%
10062002 510000 FTSalaries	170,874.32	160,988.18	197,430.65	156,307.65	210,650.00	250,000.00	18.7%
10062002 510002 Overtime	.00	.00	.00	.00	.00	.00	.0%
10062002 510003 NonProdPay	1,034.95	19,384.83	24,849.58	18,533.22	20,000.00	.00	.0%
10062002 510004 TermPay	.00	.00	.00	.00	.00	.00	.0%
10062002 510036 SL Buyback	1,326.24	.00	.00	.00	.00	.00	.0%
10062002 512000 Extra Hire	.00	.00	.00	.00	.00	.00	.0%
10062002 514002 Comm PD	.00	.00	90.00	.00	.00	.00	.0%
10062002 515001 Soc Sec	12,705.02	13,578.99	16,373.27	12,769.45	17,650.00	19,150.00	8.5%
10062002 515002 Retirement	9,549.84	12,150.07	15,470.24	12,588.71	16,600.00	17,000.00	2.4%
10062002 515003 Health Ins	52,572.86	68,521.29	64,787.26	47,544.14	77,700.00	70,070.00	-9.8%
10062002 515004 Life Ins	73.10	69.64	84.72	88.99	129.00	119.00	-7.8%
10062002 515005 Disability	431.83	456.83	575.77	408.83	498.00	613.00	23.1%
10062002 515006 AD&D	10.75	10.24	12.52	10.43	20.00	14.00	-30.0%
10062002 521002 Attorney	938.75	2,555.00	.00	.00	.00	15,000.00	.0%
10062002 522004 PhoneInter	1,857.62	.00	513.60	1,075.41	1,400.00	1,200.00	20.0%
10062002 524002 Veh Maint	427.69	3,185.26	1,719.42	1,004.09	3,500.00	4,500.00	28.6%
10062002 531000 OfficeSupp	5,518.14	1,280.18	2,530.80	2,044.75	3,000.00	3,000.00	.0%
10062002 531001 Postage	3,835.16	3,971.07	4,483.71	3,430.10	4,500.00	5,500.00	22.2%
10062002 531002 Print/Copy	.00	.00	.00	.00	.00	500.00	.0%
10062002 532001 LegalPubs	6,614.35	7,918.95	3,533.60	3,660.60	5,000.00	5,500.00	10.0%
10062002 532005 Memb Dues	140.00	362.65	.00	130.00	1,000.00	2,000.00	100.0%
10062002 533002 RegFeeTuit	1,148.33	275.00	1,010.00	240.90	2,000.00	3,200.00	60.0%
10062002 533005 Meals	10.00	20.00	283.04	77.46	400.00	600.00	50.0%
10062002 533006 Lodging	358.00	98.00	1,303.82	636.00	1,750.00	2,200.00	25.7%
10062002 535001 Fuel	2,700.90	2,078.17	3,823.59	3,513.09	4,900.00	3,500.00	40.0%
10062002 539000 OtherSupps	866.68	97.96	475.69	.00	.00	.00	.0%
TOTAL Zoning/Sanitation	42,015.01	70,371.95	116,999.66	89,415.09	180,697.00	220,666.00	22.8%
10062003 Wildlife							
10062003 435800 StGtConAid	-17,285.65	-29,405.07	-16,471.57	-10,780.52	.00	-24,000.00	.0%
10062003 485000 Donations	.00	.00	.00	.00	.00	.00	.0%
10062003 510000 FTSalaries	634.41	363.72	278.00	351.00	1,000.00	1,200.00	20.0%

NEXT YEAR BUDGET HISTORICAL COMPARISON

PROJECTION: 20271 2027 Operating Budget FOR PERIOD 99

ACCOUNTS FOR:

General Fund	PRIOR FY3 ACTUALS	PRIOR FY2 ACTUALS	LAST FY1 ACTUALS	CY ACTUALS	CY REV BUDGET	PROJECTION LEVEL 3	PCT CHANGE
10062003 510003 NonProdPay	.00	.00	.00	.00	.00	.00	.0%
10062003 510004 TermPay	.00	.00	.00	.00	.00	.00	.0%
10062003 515001 Soc Sec	42.51	25.19	19.38	24.40	80.00	80.00	.0%
10062003 515002 Retirement	36.13	25.10	19.32	25.28	75.00	75.00	.0%
10062003 515003 Health Ins	141.63	89.62	67.22	99.86	100.00	100.00	.0%
10062003 515004 Life Ins	.19	.16	.00	.11	1.00	1.00	.0%
10062003 515005 Disability	1.65	.95	.72	.82	2.00	2.00	.0%
10062003 515006 AD&D	.03	.02	.00	.02	1.00	1.00	.0%
10062003 521000 Cont Serv	11,000.00	13,000.00	12,000.00	9,000.00	12,000.00	12,000.00	.0%
10062003 531000 OfficeSupp	496.89	487.50	450.00	337.50	600.00	600.00	.0%
10062003 533000 MilageTrav	1,079.94	1,692.18	1,439.47	1,164.84	2,000.00	2,000.00	.0%
10062003 539000 OtherSupps	.00	11,100.00	5,720.00	.00	7,000.00	7,000.00	.0%
TOTAL Wildlife	-3,852.27	-2,620.63	3,522.54	223.31	22,859.00	-941.00	-104.1%
10062004 Farmland Preservation							
10062004 435800 StGtConAid	-570.88	-1,460.63	-36.90	-5.69	.00	.00	.0%
TOTAL Farmland Preservation	-570.88	-1,460.63	-36.90	-5.69	.00	.00	.0%
10062005 Groundwater							
10062005 435700 GrndwtrGrn	.00	.00	.00	.00	.00	.00	.0%
10062005 521000 Cont Serv	.00	.00	.00	.00	.00	.00	.0%
10062005 531001 Postage	.00	.00	.00	.00	.00	.00	.0%
10062005 531002 Print/Copy	.00	.00	.00	.00	.00	.00	.0%
TOTAL Groundwater	.00	.00	.00	.00	.00	.00	.0%
10062006 WI Fund Payments							
10062006 435800 StGtConAid	.00	-63,102.00	.00	.00	.00	.00	.0%
10062006 443000 BldgPerIns	-100.00	.00	-1,100.00	.00	.00	.00	.0%
10062006 539000 OtherSupps	.00	63,102.00	.00	.00	.00	.00	.0%
TOTAL WI Fund Payments	-100.00	.00	-1,100.00	.00	.00	.00	.0%
10062007 Non Metallic Mining							
10062007 493000 FndBal Usd	.00	.00	.00	.00	.00	.00	.0%
10062007 521000 Cont Serv	30,869.99	13,541.57	45,018.43	6,239.22	30,000.00	20,000.00	.0%
TOTAL Non Metallic Mining	30,869.99	13,541.57	45,018.43	6,239.22	30,000.00	20,000.00	.0%
TOTAL Conservation/Sanitatio	-137,582.09	-156,270.99	-285,267.39	-241,374.02	30,000.00	.00	.0%

NEXT YEAR BUDGET HISTORICAL COMPARISON

PROJECTION: 20271 2027 Operating Budget FOR PERIOD 99

ACCOUNTS FOR:

General Fund	PRIOR FY3 ACTUALS	PRIOR FY2 ACTUALS	LAST FY1 ACTUALS	CY ACTUALS	CY REV BUDGET	PROJECTION LEVEL 3	PCT CHANGE
650 Fair							
10065001 Fair							
10065001 433001 FedCOVID	.00	.00	.00	.00	.00	.00	.0%
10065001 435100 GenGrants	.00	.00	.00	.00	.00	-7,500.00	.0%
10065001 435700 StateGrnts	-8,120.49	-9,955.85	-9,838.25	-9,883.93	-10,000.00	-10,000.00	.0%
10065001 467401 TrophLvstk	-8,408.05	-7,656.11	-7,707.96	-7,242.78	-7,000.00	-7,000.00	.0%
10065001 467402 Merch Sale	-398.16	.00	.00	.00	.00	.00	.0%
10065001 467403 Fair Spnsr	-44,607.07	-50,926.47	-53,771.97	-66,074.00	-50,000.00	-60,000.00	20.0%
10065001 467404 Fair Misc	-10,760.10	-57,441.55	-24,960.81	-14,612.59	-35,000.00	-35,000.00	.0%
10065001 467405 CCardFee	.00	.00	.00	-190.82	.00	.00	.0%
10065001 467406 ConcessRev	-69,857.88	-56,869.37	-49,119.64	-61,906.76	-67,000.00	-67,000.00	.0%
10065001 467407 FairGtRcpt	-23,077.80	-24,313.16	-13,251.60	.00	-23,000.00	.00	.0%
10065001 467408 Grnstd Rev	-82,581.95	-70,140.66	-54,312.97	-98,141.39	-85,000.00	-90,000.00	5.9%
10065001 467409 Fee Space	-32,991.00	-30,600.00	-9,162.00	-10,476.97	-9,000.00	-9,000.00	.0%
10065001 467410 Contst Fee	-14,967.00	-11,335.00	-14,075.00	-16,625.00	-10,000.00	-14,000.00	40.0%
10065001 467411 Exhibt Fee	-2,779.00	-2,781.00	-2,752.00	-2,728.50	-2,800.00	-2,800.00	.0%
10065001 467412 Stll & Pen	-1,462.50	-1,557.00	-1,515.50	-1,651.50	-1,500.00	-1,600.00	6.7%
10065001 467413 CarRC	-1,000.00	-750.00	-1,150.00	-250.00	-1,000.00	-1,000.00	.0%
10065001 467414 Grounds	-9,748.00	-8,393.00	-11,180.76	-7,560.00	-9,000.00	-9,000.00	.0%
10065001 467415 SeasonPass	.00	.00	-1,800.00	.00	-2,000.00	.00	.0%
10065001 467416 AllEvents	.00	.00	.00	.00	.00	.00	.0%
10065001 467417 Carnival	.00	.00	-27,410.00	-23,520.00	-27,000.00	-25,000.00	-7.4%
10065001 467422 RefReimb	-1,165.46	-1,124.78	-1,218.10	-239.94	-1,500.00	-1,500.00	.0%
10065001 467440 Don Swn Bn	.00	.00	.00	.00	.00	.00	.0%
10065001 482150 Rentl Inc	-9,450.00	-10,240.00	-7,125.00	-7,325.00	-9,000.00	-9,000.00	.0%
10065001 485000 Donations	-23,890.67	-4,030.00	-50.00	-300.00	.00	.00	.0%
10065001 493000 FndBal Usd	.00	.00	.00	.00	.00	.00	.0%
10065001 499999 Co Fnd App	-79,329.96	-79,298.04	-118,050.00	-99,930.00	-99,930.00	-116,646.01	16.7%
10065001 510000 FTSalaries	63,262.28	62,582.25	67,645.56	55,046.88	76,000.00	85,400.00	5.4%
10065001 510002 Overtime	.00	.00	.00	.00	.00	.00	.0%
10065001 510003 NonProdPay	1,019.86	8,518.84	9,901.97	6,331.14	7,500.00	.00	.0%
10065001 510004 TermPay	.00	.00	.00	.00	.00	.00	.0%
10065001 510036 SL Buyback	927.15	833.50	1,343.25	.00	800.00	1,400.00	75.0%
10065001 512000 Extra Hire	5,699.94	5,205.00	4,850.17	5,214.79	8,000.00	9,000.00	12.5%
10065001 514002 Comm PD	4,275.00	4,635.00	3,555.00	3,388.06	5,800.00	4,500.00	-22.4%
10065001 515001 Soc Sec	5,474.34	6,038.29	6,462.96	5,219.36	7,650.00	6,650.00	-13.1%
10065001 515002 Retirement	3,697.56	4,858.61	5,279.38	4,167.37	5,500.00	5,750.00	4.5%
10065001 515003 Health Ins	12,985.03	21,976.74	14,327.51	11,172.98	14,450.00	15,195.00	5.2%
10065001 515004 Life Ins	22.10	20.40	21.18	22.32	30.00	30.00	.0%
10065001 515005 Disability	173.52	180.96	192.86	135.38	180.00	185.00	2.8%
10065001 515006 AD&D	3.25	3.00	3.13	2.62	5.00	4.00	-20.0%
10065001 515007 Unemploy	18.97	218.13	39.66	.00	.00	.00	.0%
10065001 515008 Wrkr Comp	.00	.00	.00	.00	.00	.00	.0%
10065001 521000 Cont Serv	664.67	.00	.00	.00	.00	.00	.0%
10065001 521002 Attorney	.00	.00	.00	.00	.00	.00	.0%
10065001 521008 Amb Servs	1,500.00	1,500.00	1,440.00	1,800.00	1,800.00	1,800.00	.0%
10065001 521050 FairEntmnt	95,469.57	73,162.25	84,853.20	96,510.20	85,000.00	90,000.00	5.9%
10065001 521051 GatePD	1,100.00	1,100.00	950.00	.00	350.00	.00	.0%

NEXT YEAR BUDGET HISTORICAL COMPARISON

PROJECTION: 20271 2027 Operating Budget FOR PERIOD 99

ACCOUNTS FOR:

General Fund	PRIOR FY3 ACTUALS	PRIOR FY2 ACTUALS	LAST FY1 ACTUALS	CY ACTUALS	CY REV BUDGET	PROJECTION LEVEL 3	PCT CHANGE
10065001 521052 FairJudges	5,639.90	5,773.50	5,790.65	7,577.80	7,670.00	8,500.00	19.7%
10065001 521053 ConcesCost	47,057.74	37,502.39	33,894.12	42,298.89	42,300.00	37,900.00	.0%
10065001 522001 WaterSewer	21,029.25	21,774.87	22,070.89	15,184.92	18,000.00	22,000.00	22.2%
10065001 522002 Lights	7,985.56	7,233.12	8,519.39	6,958.21	7,500.00	7,500.00	.0%
10065001 522003 Heat	2,078.81	1,198.98	2,085.20	2,665.27	3,000.00	3,000.00	20.0%
10065001 522004 PhoneInter	.00	.00	.00	.00	.00	.00	.0%
10065001 524003 SmEqupMain	2,079.87	2,139.60	3,291.19	2,350.46	2,500.00	2,500.00	.0%
10065001 524004 Bldg Maint	1,022.94	2,080.81	4,426.96	1,600.00	1,600.00	1,600.00	.0%
10065001 524005 Grnd Maint	2,357.19	4,880.46	4,157.12	3,974.49	4,000.00	4,000.00	.0%
10065001 524006 FairMaint	3,670.07	6,566.91	3,432.79	4,208.51	4,310.00	6,000.00	.0%
10065001 524009 Pest Contr	420.00	.00	.00	640.00	566.00	720.00	27.2%
10065001 524010 FireSafety	1,095.50	1,445.75	2,003.90	500.00	1,500.00	1,500.00	.0%
10065001 524011 Garbage	6,571.00	6,858.00	7,537.20	8,151.48	8,250.00	8,500.00	13.3%
10065001 529272 LvstkSales	11,231.52	12,100.57	12,151.77	12,497.99	12,500.00	12,500.00	13.6%
10065001 531000 OfficeSupp	3,005.25	2,644.09	3,817.92	2,621.96	4,400.00	4,500.00	.0%
10065001 531001 Postage	1,015.52	1,328.15	1,730.13	1,031.09	1,050.00	1,500.00	.0%
10065001 531002 Print/Copy	2,729.30	2,589.01	3,772.81	2,473.18	3,500.00	4,000.00	14.3%
10065001 532005 Memb Dues	1,647.20	1,709.00	1,590.00	880.00	1,000.00	1,500.00	.0%
10065001 532006 AdvertRecr	13,640.85	16,032.31	18,611.22	17,862.98	18,500.00	19,000.00	2.7%
10065001 533000 MilageTrav	2,840.81	3,397.60	2,797.52	1,904.90	3,500.00	3,500.00	.0%
10065001 533002 RegFeeTuit	1,379.80	2,436.38	2,475.22	1,559.68	2,000.00	2,000.00	.0%
10065001 533005 Meals	134.98	86.75	60.00	56.96	150.00	150.00	.0%
10065001 533006 Lodging	3,452.06	4,621.88	3,819.88	2,778.99	4,000.00	4,000.00	.0%
10065001 534000 OperatSupp	26,293.28	7,679.01	6,771.56	3,386.19	3,800.00	7,500.00	.0%
10065001 534006 Janitorial	4,564.14	3,517.82	3,356.75	3,013.38	3,500.00	4,000.00	14.3%
10065001 535001 Fuel	4,454.00	3,129.40	3,688.41	3,811.78	4,000.00	4,000.00	.0%
10065001 539000 OtherSupps	34,011.10	72,440.15	29,630.46	34,766.08	35,000.00	35,000.00	.0%
10065001 551001 VehicleIns	473.65	1,770.91	840.33	1,139.18	1,911.00	1,175.00	-38.5%
10065001 551003 Prop Ins	4,603.04	5,354.16	6,070.64	7,479.40	6,048.00	8,297.46	37.2%
10065001 553051 Equip Rent	17,220.00	18,034.94	19,103.53	19,697.64	19,800.00	21,500.00	13.2%
10065001 573001 FairPrems	10,918.75	11,007.75	10,841.00	12,929.25	12,930.00	12,750.00	6.3%
10065001 581011 CO Land Im	.00	9,149.00	37,827.35	.00	.00	.00	.0%
10065001 581012 CO Bldg	.00	.00	.00	.00	.00	.00	.0%
TOTAL Fair	16,321.23	39,904.25	58,580.18	-13,647.42	2,120.00	4,460.45	-8.2%
10065002 Livestock Auction							
10065002 467437 Lvstk Auct	-362,686.75	-309,286.83	-374,452.50	-406,192.76	-475,000.00	.00	.0%
10065002 539000 OtherSupps	357,468.03	317,551.85	371,369.25	464,898.93	475,000.00	.00	.0%
TOTAL Livestock Auction	-5,218.72	8,265.02	-3,083.25	58,706.17	.00	.00	.0%
10065003 Livestock Barn							
10065003 482650 Rnt LvkBld	-11,529.00	-12,257.95	-10,861.00	-1,750.00	-11,000.00	-11,000.00	.0%
10065003 482651 Misc Lvstk	.00	.00	.00	.00	.00	.00	.0%
10065003 482652 UtRemLvkBn	-891.94	-731.76	-885.32	-303.77	-1,300.00	-500.00	-61.5%
10065003 493000 FndBal Usd	.00	.00	.00	.00	.00	.00	.0%
10065003 522002 Lights	3,365.51	3,110.69	3,255.39	2,931.22	3,800.00	3,800.00	.0%
10065003 522003 Heat	391.05	218.50	327.19	221.60	300.00	300.00	.0%

NEXT YEAR BUDGET HISTORICAL COMPARISON

PROJECTION: 20271 2027 Operating Budget FOR PERIOD 99

ACCOUNTS FOR:

General Fund	PRIOR FY3 ACTUALS	PRIOR FY2 ACTUALS	LAST FY1 ACTUALS	CY ACTUALS	CY REV BUDGET	PROJECTION LEVEL 3	PCT CHANGE
10065003 524003 SmEqupMain	414.74	229.71	1,151.24	49.25	1,000.00	1,000.00	.0%
10065003 524004 Bldg Maint	1,239.01	1,023.56	2,540.33	848.41	1,700.00	2,000.00	.0%
10065003 539000 OtherSupps	.00	.00	41.83	.00	.00	.00	.0%
10065003 551003 Prop Ins	260.04	300.28	340.12	355.64	340.00	439.55	29.3%
TOTAL Livestock Barn	-6,750.59	-8,106.97	-4,090.22	2,352.35	-5,160.00	-3,960.45	-18.5%
10065005 Fairgrounds							
10065005 467404 Misc Fair	.00	.00	-4,000.00	.00	.00	.00	.0%
10065005 485000 Donations	-600.00	.00	-130.00	.00	.00	.00	.0%
10065005 539000 OtherSupps	.00	.00	4,000.00	.00	.00	.00	.0%
10065005 581011 CO Land Im	.00	.00	.00	.00	.00	.00	.0%
TOTAL Fairgrounds	-600.00	.00	-130.00	.00	.00	.00	.0%
10065010 Youth & Agriculture							
10065010 467422 RefReimb	.00	-13.36	.00	.00	.00	.00	.0%
10065010 482150 Rentl Inc	-7,465.90	-13,364.12	-13,158.28	-8,358.53	-11,000.00	-11,000.00	.0%
10065010 499999 Co Fnd App	-216,048.96	-179,936.04	-199,719.00	-189,705.50	-189,705.50	-222,285.17	17.2%
10065010 510000 FTSalaries	93,520.03	87,198.51	102,434.72	81,302.30	100,000.00	137,620.00	37.6%
10065010 510002 Overtime	.00	4,454.13	3,928.89	3,046.72	4,500.00	5,125.00	13.9%
10065010 510003 NonProdPay	.00	18,794.97	20,954.08	15,049.96	15,000.00	.00	.0%
10065010 510004 TermPay	.00	.00	.00	.00	.00	.00	.0%
10065010 510036 SL Buyback	1,122.24	1,087.20	1,869.84	.00	1,200.00	1,900.00	58.3%
10065010 512000 Extra Hire	1,507.55	5,638.24	7,013.45	10,293.23	8,500.00	9,000.00	5.9%
10065010 515001 Soc Sec	7,092.18	8,728.78	10,085.98	8,145.48	9,650.00	11,070.00	14.7%
10065010 515002 Retirement	5,362.93	7,502.14	8,995.04	7,125.55	9,100.00	9,875.00	8.5%
10065010 515003 Health Ins	25,230.96	42,366.26	28,655.02	22,345.86	28,850.00	30,385.00	5.3%
10065010 515004 Life Ins	40.80	37.00	42.36	44.64	60.00	60.00	.0%
10065010 515005 Disability	252.24	268.02	319.42	224.38	300.00	305.00	1.7%
10065010 515006 AD&D	6.00	5.44	6.26	5.24	10.00	8.00	-20.0%
10065010 515007 Unemploy	.00	.00	.00	.00	.00	.00	.0%
10065010 521002 Attorney	.00	.00	.00	.00	.00	.00	.0%
10065010 522002 Lights	4,073.19	3,699.59	4,515.80	3,350.36	4,500.00	4,500.00	.0%
10065010 522003 Heat	5,579.72	2,869.57	4,519.02	3,938.57	5,000.00	5,500.00	.0%
10065010 522004 PhoneInter	1,283.96	796.48	788.00	467.47	550.00	850.00	.0%
10065010 524003 SmEqupMain	742.79	423.89	123.26	.00	.00	200.00	.0%
10065010 524004 Bldg Maint	4,989.21	2,081.83	807.41	350.23	2,500.00	2,500.00	.0%
10065010 524009 Pest Contr	420.00	.00	600.00	.00	.00	660.00	.0%
10065010 524011 Garbage	1,149.80	928.00	1,005.20	1,106.40	1,710.00	1,500.00	50.0%
10065010 533000 MilageTrav	.00	.00	.00	.00	.00	.00	.0%
10065010 533002 RegFeeTuit	.00	.00	.00	.00	.00	.00	.0%
10065010 533005 Meals	.00	.00	.00	.00	.00	.00	.0%
10065010 533006 Lodging	.00	.00	.00	.00	.00	.00	.0%
10065010 534000 OperatSupp	1,917.36	595.27	1,266.20	391.77	490.00	1,500.00	.0%
10065010 534006 Janitorial	2,852.30	2,684.06	2,708.36	2,657.78	3,000.00	3,000.00	.0%
10065010 539000 OtherSupps	312.59	790.38	1,910.43	127.66	1,000.00	1,000.00	.0%
10065010 551002 Liab Ins	.00	.00	.00	.00	17.50	.00	.0%
10065010 551003 Prop Ins	2,103.48	2,431.80	2,754.72	2,261.76	2,808.00	3,727.17	32.7%

NEXT YEAR BUDGET HISTORICAL COMPARISON

PROJECTION: 20271 2027 Operating Budget FOR PERIOD 99

ACCOUNTS FOR:

General Fund	PRIOR FY3 ACTUALS	PRIOR FY2 ACTUALS	LAST FY1 ACTUALS	CY ACTUALS	CY REV BUDGET	PROJECTION LEVEL 3	PCT CHANGE
10065010 581001 CO FurnEq	47,023.41	962.80	.00	.00	.00	2,500.00	.0%
10065010 581012 CO Bldg	.00	.00	.00	.00	.00	.00	.0%
TOTAL Youth & Agriculture	-16,932.12	1,030.84	-7,573.82	-35,828.67	-1,960.00	-500.00	.0%
TOTAL Fair	-13,180.20	41,093.14	43,702.89	11,582.43	-5,000.00	.00	.0%

NEXT YEAR BUDGET HISTORICAL COMPARISON

PROJECTION: 20271 2027 Operating Budget FOR PERIOD 99

ACCOUNTS FOR:

General Fund	PRIOR FY3 ACTUALS	PRIOR FY2 ACTUALS	LAST FY1 ACTUALS	CY ACTUALS	CY REV BUDGET	PROJECTION LEVEL 3	PCT CHANGE
700 Health							
10070000 Health Department							
10070000 499999 Co Fnd App	-461,829.96	-649,035.96	-745,525.00	-934,725.00	-934,725.00	-933,670.73	-.1%
TOTAL Health Department	-461,829.96	-649,035.96	-745,525.00	-934,725.00	-934,725.00	-933,670.73	-.1%
10070001 Public Health							
10070001 435500 StGrntHlth	-7,659.00	-754.03	-95,532.00	-70,096.50	-100,000.00	-90,000.00	-10.0%
10070001 465100 Pblc Chgs	-313,117.54	-144,344.58	-350,230.12	-104,063.81	-235,000.00	-380,000.00	61.7%
10070001 493000 FndBal Usd	.00	.00	.00	.00	.00	.00	.0%
10070001 510000 FTSalaries	455,294.54	438,282.58	422,557.41	344,483.20	583,000.00	765,400.00	29.7%
10070001 510002 Overtime	.00	.00	.00	.00	.00	.00	.0%
10070001 510003 NonProdPay	7,198.31	77,580.81	86,885.69	43,509.21	81,500.00	.00	-100.0%
10070001 510004 TermPay	.00	34,256.37	.00	.00	.00	.00	.0%
10070001 510036 SL Buyback	2,437.61	3,306.00	565.07	.00	3,000.00	1,075.00	-64.2%
10070001 512000 Extra Hire	244.64	11,612.32	12,764.17	8,447.79	13,000.00	.00	-100.0%
10070001 514002 Comm PD	2,250.00	2,845.05	2,631.00	1,755.00	3,000.00	3,000.00	.0%
10070001 515001 Soc Sec	33,362.46	40,544.07	36,881.82	28,104.07	54,385.00	51,800.00	-5.4%
10070001 515002 Retirement	26,269.81	36,056.93	36,354.87	28,526.54	44,450.00	42,000.00	-14.4%
10070001 515003 Health Ins	124,668.41	233,616.95	151,419.71	142,453.73	165,000.00	206,700.00	25.3%
10070001 515004 Life Ins	152.46	138.23	138.44	139.19	220.00	235.00	6.8%
10070001 515005 Disability	1,139.45	1,381.29	1,306.20	893.82	1,388.00	1,425.00	1.8%
10070001 515006 AD&D	22.47	20.53	20.60	16.57	35.00	26.00	-25.7%
10070001 515007 Unemploy	.00	.00	.00	.00	.00	.00	.0%
10070001 515008 Wrkr Comp	3,197.12	5,408.20	3,746.29	5,144.79	8,000.00	6,142.98	-23.2%
10070001 521000 Cont Serv	.00	886.03	655.00	2,207.50	2,500.00	2,500.00	400.0%
10070001 521001 AcctgAudit	244.17	155.00	297.12	43.39	275.00	275.00	.0%
10070001 521002 Attorney	275.00	.00	.00	584.15	250.00	250.00	.0%
10070001 521079 Interpret	884.45	1,046.24	1,905.02	575.00	1,700.00	1,700.00	.0%
10070001 522004 PhoneInter	2,110.68	2,731.55	2,909.65	1,452.74	2,500.00	3,100.00	24.0%
10070001 524002 Veh Maint	.00	.00	.00	.00	.00	.00	.0%
10070001 524003 SmEqupMain	.00	.00	.00	.00	1,250.00	1,000.00	-20.0%
10070001 531000 OfficeSupp	3,047.60	2,638.47	2,943.51	1,246.70	3,000.00	3,000.00	.0%
10070001 531001 Postage	3,460.46	2,659.50	3,605.23	3,223.32	3,500.00	3,500.00	.0%
10070001 531002 Print/Copy	2,422.96	2,663.22	1,986.92	2,106.86	4,000.00	4,000.00	.0%
10070001 532003 BksPubSubs	.00	.00	99.83	8,911.94	12,000.00	6,000.00	.0%
10070001 532005 Memb Dues	1,335.00	270.00	215.00	1,105.00	1,000.00	1,100.00	10.0%
10070001 532007 Outreach	3,422.47	2,298.75	3,270.24	2,743.08	4,000.00	4,000.00	.0%
10070001 533000 MilageTrav	7,739.45	7,523.87	6,626.72	5,388.70	8,500.00	9,000.00	5.9%
10070001 533002 RegFeeTuit	630.00	1,349.68	9,706.11	589.10	2,500.00	2,000.00	-20.0%
10070001 533005 Meals	201.66	76.50	204.90	.00	350.00	200.00	-42.9%
10070001 533006 Lodging	425.00	194.00	1,526.00	101.00	725.00	725.00	.0%
10070001 534020 MedSupps	60,360.19	60,962.86	65,911.55	14,019.04	62,000.00	170,000.00	174.2%
10070001 539000 OtherSupps	5,227.27	6,466.75	14,001.21	1,430.29	2,000.00	8,000.00	-11.1%
10070001 551002 Liab Ins	9,353.16	9,305.32	11,161.52	11,112.96	13,000.00	15,000.00	15.4%
10070001 551003 Prop Ins	191.88	229.40	251.28	295.88	500.00	365.66	-26.9%
10070001 581003 CO Vehicle	.00	.00	.00	.00	.00	.00	.0%

NEXT YEAR BUDGET HISTORICAL COMPARISON

PROJECTION: 20271 2027 Operating Budget FOR PERIOD 99

ACCOUNTS FOR:

General Fund	PRIOR FY3 ACTUALS	PRIOR FY2 ACTUALS	LAST FY1 ACTUALS	CY ACTUALS	CY REV BUDGET	PROJECTION LEVEL 3	PCT CHANGE
TOTAL Public Health	436,792.14	841,407.86	436,785.96	486,450.25	747,528.00	843,519.64	10.8%
10070002 Personal Care							
10070002 465100 Pblc Chgs	-120.00	.00	-15.00	.00	.00	.00	.0%
10070002 510000 FTSalaries	15.67	.00	.00	.00	.00	.00	.0%
10070002 510002 Overtime	.00	.00	.00	.00	.00	.00	.0%
10070002 510003 NonProdPay	.00	.00	.00	.00	.00	.00	.0%
10070002 510004 TermPay	.00	.00	.00	.00	.00	.00	.0%
10070002 510036 SL Buyback	.00	.00	.00	.00	.00	.00	.0%
10070002 515001 Soc Sec	1.10	.00	.00	.00	.00	.00	.0%
10070002 515002 Retirement	1.07	.00	.00	.00	.00	.00	.0%
10070002 515003 Health Ins	7.61	.00	.00	.00	.00	.00	.0%
10070002 515004 Life Ins	.01	.00	.00	.00	.00	.00	.0%
10070002 515005 Disability	.04	.00	.00	.00	.00	.00	.0%
10070002 515006 AD&D	.00	.00	.00	.00	.00	.00	.0%
10070002 515007 Unemploy	.00	.00	.00	.00	.00	.00	.0%
10070002 515008 Wrkr Comp	-14.40	.00	.00	.00	.00	.00	.0%
10070002 521000 Cont Serv	.00	.00	.00	.00	.00	.00	.0%
10070002 521001 AcctgAudit	152.50	.00	.00	.00	.00	.00	.0%
10070002 521002 Attorney	.00	.00	.00	.00	.00	.00	.0%
10070002 522004 PhoneInter	.36	.39	.36	.28	.00	.00	.0%
10070002 524003 SmEqupMain	.00	.00	.00	.00	.00	.00	.0%
10070002 531000 OfficeSupp	.00	.00	.00	.00	.00	.00	.0%
10070002 531001 Postage	.00	.00	.00	.00	.00	.00	.0%
10070002 531002 Print/Copy	.01	.00	4.05	.42	.00	.00	.0%
10070002 532003 BksPubSubs	.00	.00	.00	.00	.00	.00	.0%
10070002 532005 Memb Dues	.00	.00	.00	.00	.00	.00	.0%
10070002 532007 Outreach	.00	.00	.00	.00	.00	.00	.0%
10070002 533000 MilageTrav	.00	.00	.00	.00	.00	.00	.0%
10070002 533002 RegFeeTuit	.00	.00	.00	.00	.00	.00	.0%
10070002 533005 Meals	.00	.00	.00	.00	.00	.00	.0%
10070002 533006 Lodging	.00	.00	.00	.00	.00	.00	.0%
10070002 534020 MedSupps	.00	.00	.00	.00	.00	.00	.0%
10070002 539000 OtherSupps	.12	.00	.00	.00	.00	.00	.0%
10070002 551002 Liab Ins	.00	.00	.00	.00	.00	.00	.0%
TOTAL Personal Care	44.09	.39	-10.59	.70	.00	.00	.0%
10070003 Home Nursing							
10070003 465100 Pblc Chgs	-1,159,867.52	-898,105.85	-917,642.91	-449,287.42	-975,000.00	-1,100,000.00	12.8%
10070003 493000 FndBal Usd	.00	.00	.00	.00	.00	.00	.0%
10070003 510000 FTSalaries	644,406.11	499,562.75	465,532.11	454,732.28	524,700.00	710,200.00	35.3%
10070003 510002 Overtime	.00	.00	.00	239.58	300.00	.00	.0%
10070003 510003 NonProdPay	5,205.46	63,090.84	112,135.97	43,607.34	130,000.00	.00	-100.0%
10070003 510004 TermPay	.00	.00	3,842.72	22,309.38	.00	.00	.0%
10070003 510036 SL Buyback	8,486.21	5,857.10	4,977.61	.00	7,750.00	2,000.00	-74.2%
10070003 512000 Extra Hire	5,965.69	135,372.09	136,944.32	87,845.28	140,000.00	.00	-100.0%
10070003 515001 Soc Sec	48,026.68	51,032.00	52,256.68	44,359.31	55,000.00	52,975.00	-3.7%

NEXT YEAR BUDGET HISTORICAL COMPARISON

PROJECTION: 20271 2027 Operating Budget FOR PERIOD 99

ACCOUNTS FOR:

General Fund	PRIOR FY3 ACTUALS	PRIOR FY2 ACTUALS	LAST FY1 ACTUALS	CY ACTUALS	CY REV BUDGET	PROJECTION LEVEL 3	PCT CHANGE
10070003 515002 Retirement	32,685.37	43,857.37	45,621.27	37,495.46	55,000.00	50,400.00	-8.4%
10070003 515003 Health Ins	160,949.66	183,322.49	172,590.28	130,461.87	221,800.00	200,000.00	-9.8%
10070003 515004 Life Ins	172.60	148.99	157.06	173.83	220.00	240.00	9.1%
10070003 515005 Disability	1,351.06	1,396.05	1,411.80	1,016.06	1,400.00	1,300.00	-7.1%
10070003 515006 AD&D	25.42	21.92	23.22	20.14	35.00	25.00	-28.6%
10070003 515007 Unemploy	.00	.00	.00	.00	.00	.00	.0%
10070003 515008 Wrkr Comp	4,817.93	8,136.91	5,636.78	7,740.97	8,000.00	9,242.86	15.5%
10070003 521000 Cont Serv	154,588.53	108,459.47	110,198.59	39,748.36	150,000.00	150,000.00	.0%
10070003 521001 AcctgAudit	2,531.67	2,635.00	5,066.24	737.69	3,250.00	3,000.00	-7.7%
10070003 521002 Attorney	126.00	.00	.00	.00	.00	.00	.0%
10070003 522004 PhoneInter	2,499.70	4,191.42	3,945.64	1,799.08	3,500.00	4,000.00	14.3%
10070003 524002 Veh Maint	.00	.00	.00	.00	.00	.00	.0%
10070003 524003 SmEqupMain	.00	.00	.00	.00	1,000.00	.00	-100.0%
10070003 531000 OfficeSupp	2,777.04	2,048.05	2,953.83	658.68	1,000.00	.00	-100.0%
10070003 531001 Postage	905.25	97.02	639.82	746.78	750.00	500.00	.0%
10070003 531002 Print/Copy	569.98	1,663.22	2,045.83	3,225.10	3,250.00	2,000.00	33.3%
10070003 532003 BksPubSubs	.00	.00	99.84	8,914.19	15,000.00	.00	.0%
10070003 532005 Memb Dues	2,000.00	.00	1,500.00	1,462.87	1,500.00	.00	-100.0%
10070003 532007 Outreach	4,566.47	4,036.05	2,415.52	1,916.94	4,000.00	.00	-100.0%
10070003 533000 MilageTrav	74,651.99	64,705.69	69,498.45	57,933.02	75,000.00	73,000.00	-2.7%
10070003 533002 RegFeeTuit	4,030.00	1,696.98	635.99	610.99	1,500.00	500.00	-66.7%
10070003 533005 Meals	48.18	51.98	.00	.00	350.00	350.00	.0%
10070003 533006 Lodging	1,281.88	1,643.00	201.00	208.00	1,000.00	500.00	-50.0%
10070003 534020 MedSupps	12,114.38	17,181.49	7,860.09	8,203.52	18,000.00	18,000.00	.0%
10070003 539000 OtherSupps	64,089.17	28,207.48	16,667.21	671.63	24,500.00	10,000.00	-75.0%
10070003 551002 Liab Ins	14,396.72	16,423.68	19,222.92	19,310.04	24,000.00	24,000.00	.0%
10070003 551003 Prop Ins	322.72	375.60	422.64	497.60	525.00	614.99	17.1%
10070003 581001 CO FurnEq	.00	.00	.00	.00	.00	.00	.0%
TOTAL Home Nursing	93,724.35	347,108.79	326,860.52	527,358.57	497,330.00	212,847.85	-57.2%
10070004 Health Check							
10070004 465100 Pblc Chgs	-7,901.54	-6,318.88	-3,873.59	-358.41	-7,250.00	-7,000.00	-3.4%
10070004 510000 FTSalaries	563.77	3,699.25	4,767.09	2,137.74	4,725.00	5,000.00	5.8%
10070004 510002 Overtime	.00	.00	.00	.00	.00	.00	.0%
10070004 510003 NonProdPay	.00	.00	.00	.00	.00	.00	.0%
10070004 510004 TermPay	.00	.00	.00	.00	.00	.00	.0%
10070004 510036 SL Buyback	.00	.00	.00	.00	.00	.00	.0%
10070004 512000 Extra Hire	.00	75.64	.00	.00	.00	.00	.0%
10070004 515001 Soc Sec	41.20	266.98	337.06	151.18	400.00	400.00	.0%
10070004 515002 Retirement	32.34	260.43	331.45	153.93	500.00	250.00	-50.0%
10070004 515003 Health Ins	75.83	662.20	2,251.87	572.11	1,200.00	500.00	-58.3%
10070004 515004 Life Ins	.10	.59	1.48	.55	5.00	5.00	.0%
10070004 515005 Disability	1.44	9.51	12.35	5.03	15.00	10.00	-33.3%
10070004 515006 AD&D	.00	.06	.17	.03	1.00	1.00	.0%
10070004 515007 Unemploy	.00	.00	.00	.00	.00	.00	.0%
10070004 515008 Wrkr Comp	133.38	225.34	155.82	214.00	250.00	255.53	2.2%
10070004 521002 Attorney	.00	.00	.00	.00	.00	.00	.0%
10070004 522004 PhoneInter	1.20	1.30	1.20	.90	20.00	10.00	-50.0%
10070004 524003 SmEqupMain	.00	.00	.00	.00	.00	.00	.0%

NEXT YEAR BUDGET HISTORICAL COMPARISON

PROJECTION: 20271 2027 Operating Budget FOR PERIOD 99

ACCOUNTS FOR:

General Fund	PRIOR FY3 ACTUALS	PRIOR FY2 ACTUALS	LAST FY1 ACTUALS	CY ACTUALS	CY REV BUDGET	PROJECTION LEVEL 3	PCT CHANGE
10070004 531000 OfficeSupp	.00	.00	.00	.00	.00	.00	.0%
10070004 531001 Postage	143.75	31.46	53.00	24.00	50.00	50.00	.0%
10070004 531002 Print/Copy	8.84	140.33	33.89	15.03	75.00	50.00	-33.3%
10070004 532003 BksPubSubs	.00	.00	.00	.00	.00	.00	.0%
10070004 532007 Outreach	.00	.00	.00	.00	.00	.00	.0%
10070004 533000 MilageTrav	.00	67.00	33.60	.00	100.00	50.00	-50.0%
10070004 533002 RegFeeTuit	.00	.00	.00	.00	.00	.00	.0%
10070004 533005 Meals	.00	.00	.00	.00	.00	.00	.0%
10070004 533006 Lodging	.00	.00	.00	.00	.00	.00	.0%
10070004 534020 MedSupps	1,252.00	.00	.00	.00	450.00	.00	.0%
10070004 539000 OtherSupps	33.61	.00	.00	.00	.00	450.00	.0%
10070004 551002 Liab Ins	386.36	406.44	478.28	486.40	550.00	550.00	.0%
10070004 551003 Prop Ins	8.72	7.29	11.44	13.44	15.00	16.61	10.7%
TOTAL Health Check	-5,219.00	-465.06	4,595.11	3,415.93	1,106.00	598.14	-45.9%
10070005 Women Infants & Children							
10070005 435500 StGrntHlth	-169,371.50	-180,286.50	-265,256.00	-168,245.00	-269,626.75	-218,500.00	1.6%
10070005 510000 FTSalaries	77,720.77	104,692.13	117,069.49	91,737.37	115,000.00	145,000.00	31.8%
10070005 510002 Overtime	.00	.00	.00	.00	.00	250.00	.0%
10070005 510003 NonProdPay	324.00	7,239.23	10,639.28	18,309.91	16,000.00	.00	-100.0%
10070005 510004 TermPay	.00	.00	.00	.00	.00	.00	.0%
10070005 510036 SL Buyback	141.75	508.05	707.84	.00	510.00	.00	.0%
10070005 515001 Soc Sec	5,420.80	7,955.44	9,167.12	7,740.73	9,000.00	13,400.00	48.9%
10070005 515002 Retirement	4,089.28	6,677.17	8,354.97	7,882.16	9,250.00	12,500.00	150.0%
10070005 515003 Health Ins	26,705.11	40,690.80	40,637.47	35,752.86	35,000.00	45,000.00	28.6%
10070005 515004 Life Ins	27.56	32.41	36.67	46.54	50.00	55.00	10.0%
10070005 515005 Disability	191.94	248.06	301.30	256.16	250.00	320.00	28.0%
10070005 515006 AD&D	4.08	4.74	5.44	5.36	5.00	8.00	60.0%
10070005 515007 Unemploy	.00	.00	.00	.00	.00	.00	.0%
10070005 515008 Wrkr Comp	1,064.46	1,796.77	1,245.06	1,709.91	1,750.00	2,041.64	16.7%
10070005 521000 Cont Serv	17,406.00	4,648.38	2,303.73	8,956.96	11,500.00	11,000.00	175.0%
10070005 521002 Attorney	.00	.00	.00	.00	.00	.00	.0%
10070005 521079 Interpret	12,487.50	14,856.37	23,830.23	6,262.90	8,000.00	4,000.00	-78.4%
10070005 522004 PhoneInter	741.50	623.45	845.22	729.63	750.00	800.00	6.7%
10070005 524002 Veh Maint	.00	.00	.00	.00	.00	.00	.0%
10070005 524003 SmEqupMain	.00	.00	.00	.00	.00	.00	.0%
10070005 531000 OfficeSupp	.00	1,319.78	12,322.14	606.70	750.00	500.00	-33.3%
10070005 531001 Postage	855.33	505.40	562.00	507.00	725.00	550.00	-24.1%
10070005 531002 Print/Copy	37.14	64.16	2,281.95	31.29	100.00	75.00	-25.0%
10070005 532003 BksPubSubs	.00	.00	.00	.00	.00	.00	.0%
10070005 532005 Memb Dues	.00	.00	.00	.00	.00	.00	.0%
10070005 532007 Outreach	1,258.23	822.50	3,482.78	.00	500.00	250.00	-75.0%
10070005 533000 MilageTrav	190.62	368.35	622.38	2,858.96	3,650.00	500.00	-23.1%
10070005 533002 RegFeeTuit	50.00	.00	1,533.00	1,869.00	2,150.00	500.00	25.0%
10070005 533005 Meals	.00	.00	.00	.00	400.00	250.00	25.0%
10070005 533006 Lodging	.00	106.69	.00	.00	800.00	500.00	66.7%
10070005 534020 MedSupps	.00	422.88	.00	.00	100.00	.00	.0%
10070005 539000 OtherSupps	14,304.74	4,683.74	10,274.70	13,557.80	49,926.75	5,000.00	-31.0%
10070005 551001 VehicleIns	473.65	885.48	840.33	1,139.18	1,800.00	950.00	18.8%

NEXT YEAR BUDGET HISTORICAL COMPARISON

PROJECTION: 20271 2027 Operating Budget FOR PERIOD 99

ACCOUNTS FOR:

General Fund	PRIOR FY3 ACTUALS	PRIOR FY2 ACTUALS	LAST FY1 ACTUALS	CY ACTUALS	CY REV BUDGET	PROJECTION LEVEL 3	PCT CHANGE
10070005 551002 Liab Ins	2,318.24	2,438.56	2,869.76	2,918.44	3,500.00	3,250.00	8.3%
10070005 551003 Prop Ins	52.32	60.52	68.52	80.68	575.00	99.73	33.0%
10070005 581003 CO Vehicle	.00	.00	.00	.00	.00	.00	.0%
TOTAL Women Infants & Childr	-3,506.48	21,364.56	-15,254.62	34,714.54	2,415.00	28,299.37	-373.8%
10070007 Immunization							
10070007 435500 StGrntHlth	-7,302.00	-6,201.00	-17,253.00	-2,666.00	-15,250.00	-9,522.00	-37.6%
10070007 493000 FndBal Usd	.00	.00	.00	.00	.00	.00	.0%
10070007 510000 FTSalaries	2,388.52	1,885.42	8,287.53	507.98	6,000.00	4,500.00	-25.0%
10070007 510002 Overtime	.00	.00	.00	.00	.00	.00	.0%
10070007 510003 NonProdPay	.00	.00	.00	.00	.00	.00	.0%
10070007 510004 TermPay	.00	.00	.00	.00	.00	.00	.0%
10070007 512000 Extra Hire	123.80	929.69	1,049.99	1,051.36	1,750.00	.00	.0%
10070007 515001 Soc Sec	182.71	204.12	691.87	116.22	550.00	500.00	-9.1%
10070007 515002 Retirement	142.02	194.30	649.09	112.26	500.00	500.00	.0%
10070007 515003 Health Ins	451.75	462.65	3,201.64	144.57	2,000.00	500.00	-75.0%
10070007 515004 Life Ins	.55	.66	2.44	.24	6.00	5.00	-16.7%
10070007 515005 Disability	4.42	4.78	21.55	1.20	10.00	10.00	.0%
10070007 515006 AD&D	.06	.05	.34	.03	1.00	1.00	.0%
10070007 515008 Wrkr Comp	.00	.00	.00	.00	.00	.00	.0%
10070007 521000 Cont Serv	.00	.00	.00	.00	.00	.00	.0%
10070007 522004 PhoneInter	19.76	.00	.00	.00	25.00	.00	.0%
10070007 524003 SmEqupMain	.00	.00	.00	.00	.00	.00	.0%
10070007 531000 OfficeSupp	.00	304.74	.00	.00	100.00	100.00	.0%
10070007 531001 Postage	689.69	909.37	941.00	426.00	1,250.00	1,000.00	-20.0%
10070007 531002 Print/Copy	74.78	109.46	177.34	142.98	250.00	200.00	-20.0%
10070007 532003 BksPubSubs	.00	.00	.00	.00	.00	.00	.0%
10070007 532005 Memb Dues	.00	.00	.00	.00	.00	.00	.0%
10070007 533000 MilageTrav	57.64	.00	79.80	.00	200.00	150.00	-25.0%
10070007 533002 RegFeeTuit	.00	.00	.00	.00	.00	.00	.0%
10070007 534020 MedSupps	.00	.00	452.00	.00	.00	.00	.0%
10070007 539000 OtherSupps	2,742.06	869.11	1,434.66	.00	1,800.00	1,500.00	-16.7%
10070007 551002 Liab Ins	386.36	406.44	478.28	486.40	675.00	600.00	-11.1%
10070007 551003 Prop Ins	8.72	9.81	11.44	13.44	12.00	16.61	38.4%
TOTAL Immunization	-29.16	89.60	225.97	336.68	-121.00	60.61	-150.1%
10070008 Hospice							
10070008 465100 Pblc Chgs	-720,674.07	-412,920.70	-746,185.65	-204,787.97	-900,000.00	-900,000.00	.0%
10070008 493000 FndBal Usd	.00	.00	.00	.00	.00	.00	.0%
10070008 510000 FTSalaries	248,673.53	227,207.40	284,981.14	228,860.21	285,000.00	380,975.00	33.7%
10070008 510002 Overtime	.00	.00	.00	.00	.00	.00	.0%
10070008 510003 NonProdPay	2,223.82	39,882.45	43,387.62	25,718.30	50,000.00	.00	.0%
10070008 510004 TermPay	.00	.00	.00	12,412.59	.00	.00	.0%
10070008 510036 SL Buyback	3,014.82	1,866.72	1,041.25	.00	2,850.00	2,000.00	-29.8%
10070008 512000 Extra Hire	32.42	2,197.47	4,019.79	3,241.06	5,000.00	.00	.0%
10070008 515001 Soc Sec	18,393.02	19,624.04	23,978.91	19,755.86	26,500.00	29,075.00	9.7%
10070008 515002 Retirement	14,029.01	18,464.72	22,788.29	17,626.76	20,000.00	27,000.00	35.0%

NEXT YEAR BUDGET HISTORICAL COMPARISON

PROJECTION: 20271 2027 Operating Budget FOR PERIOD 99

ACCOUNTS FOR:

General Fund	PRIOR FY3 ACTUALS	PRIOR FY2 ACTUALS	LAST FY1 ACTUALS	CY ACTUALS	CY REV BUDGET	PROJECTION LEVEL 3	PCT CHANGE
10070008 515003 Health Ins	59,879.27	72,601.16	82,190.97	44,267.12	100,000.00	80,000.00	-20.0%
10070008 515004 Life Ins	85.23	77.14	93.28	83.22	150.00	170.00	13.3%
10070008 515005 Disability	620.01	702.40	828.24	544.83	850.00	900.00	5.9%
10070008 515006 AD&D	12.45	11.32	13.75	10.00	15.00	15.00	.0%
10070008 515008 Wrkr Comp	3,271.42	5,487.73	3,817.97	5,195.12	7,250.00	6,171.37	-14.9%
10070008 521000 Cont Serv	8,350.00	13,733.80	14,805.10	13,574.68	15,000.00	14,500.00	20.8%
10070008 521001 AcctgAudit	396.66	310.00	594.27	86.79	450.00	450.00	.0%
10070008 521002 Attorney	.00	.00	.00	.00	150.00	150.00	.0%
10070008 521007 Funeral	.00	.00	.00	.00	.00	.00	.0%
10070008 522004 PhoneInter	1,691.44	2,067.68	1,747.57	895.79	2,100.00	2,000.00	-4.8%
10070008 524002 Veh Maint	.00	.00	.00	.00	.00	.00	.0%
10070008 524003 SmEqupMain	.00	.00	.00	.00	250.00	250.00	.0%
10070008 531000 OfficeSupp	2,320.87	1,801.60	2,473.67	836.75	1,325.00	1,500.00	-50.0%
10070008 531001 Postage	836.44	405.23	825.81	804.78	1,525.00	1,500.00	106.9%
10070008 531002 Print/Copy	272.31	823.01	1,290.64	1,968.26	2,300.00	2,000.00	100.0%
10070008 532003 BksPubSubs	.00	.00	99.83	8,911.92	15,000.00	1,000.00	.0%
10070008 532005 Memb Dues	600.00	1,100.00	500.00	.00	1,000.00	500.00	-50.0%
10070008 532007 Outreach	3,174.64	2,514.10	3,709.93	3,150.95	3,500.00	4,000.00	300.0%
10070008 533000 MilageTrav	27,356.52	22,870.45	31,991.16	20,590.75	32,500.00	32,500.00	.0%
10070008 533002 RegFeeTuit	100.00	570.00	729.00	525.00	600.00	550.00	10.0%
10070008 533005 Meals	.00	.00	.00	42.00	250.00	250.00	.0%
10070008 533006 Lodging	.00	342.00	201.00	481.88	525.00	550.00	100.0%
10070008 534020 MedSupps	134,537.89	83,101.67	136,574.40	78,310.55	132,000.00	135,000.00	.0%
10070008 539000 OtherSupps	38,346.82	12,790.66	11,301.47	969.79	1,400.00	5,000.00	-75.0%
10070008 551002 Liab Ins	10,393.64	10,821.04	12,828.68	12,845.56	15,725.00	15,725.00	.0%
10070008 551003 Prop Ins	226.76	262.16	297.00	349.68	350.00	500.00	81.8%
10070008 581001 CO FurnEq	.00	.00	.00	.00	.00	.00	.0%
TOTAL Hospice	-141,835.08	128,715.25	-59,074.91	297,272.23	-176,435.00	-155,768.63	-11.7%
10070010 Environmental Health							
10070010 435500 StGrntHlth	-21,387.00	-17,632.00	-16,837.00	-5,764.00	-18,250.00	.00	.0%
10070010 473000 Intrg Chrg	-41,436.40	-17,903.60	-35,198.00	-3,358.50	-15,000.00	.00	.0%
10070010 493000 FndBal Usd	.00	.00	.00	.00	-5,000.00	.00	.0%
10070010 510000 FTSalaries	60,414.94	45,816.41	41,972.78	692.61	27,500.00	.00	-100.0%
10070010 510002 Overtime	.00	.00	.00	.00	.00	.00	.0%
10070010 510003 NonProdPay	527.84	9,698.27	17,516.44	5,917.32	6,000.00	.00	.0%
10070010 510004 TermPay	.00	.00	.00	1,282.16	1,500.00	.00	.0%
10070010 510036 SL Buyback	1,352.59	1,522.35	.00	.00	1,500.00	.00	.0%
10070010 515001 Soc Sec	4,546.82	4,155.39	4,322.75	570.39	5,000.00	.00	-100.0%
10070010 515002 Retirement	3,522.95	3,937.46	4,141.24	475.91	4,000.00	.00	-100.0%
10070010 515003 Health Ins	21,238.48	27,938.78	21,045.89	5,982.26	15,000.00	.00	-100.0%
10070010 515004 Life Ins	20.16	16.03	16.93	1.92	30.00	.00	-100.0%
10070010 515005 Disability	164.95	148.86	153.88	18.46	150.00	.00	-100.0%
10070010 515006 AD&D	2.96	2.39	2.50	.29	5.00	.00	-100.0%
10070010 515007 Unemploy	.00	.00	.00	.00	.00	.00	.0%
10070010 515008 Wrkr Comp	400.68	677.48	469.09	644.16	500.00	.00	-100.0%
10070010 521000 Cont Serv	.00	.00	.00	.00	.00	.00	.0%
10070010 522004 PhoneInter	325.89	366.31	338.04	37.93	400.00	.00	.0%
10070010 531000 OfficeSupp	.00	.00	.00	.00	25.00	.00	.0%

NEXT YEAR BUDGET HISTORICAL COMPARISON

PROJECTION: 20271 2027 Operating Budget FOR PERIOD 99

ACCOUNTS FOR:

General Fund	PRIOR FY3 ACTUALS	PRIOR FY2 ACTUALS	LAST FY1 ACTUALS	CY ACTUALS	CY REV BUDGET	PROJECTION LEVEL 3	PCT CHANGE
10070010 531001 Postage	335.86	185.94	58.35	27.00	350.00	.00	.0%
10070010 531002 Print/Copy	27.17	69.71	44.33	2.41	25.00	.00	.0%
10070010 532003 BksPubSubs	.00	.00	.00	.00	.00	.00	.0%
10070010 532005 Memb Dues	40.00	40.00	40.00	50.00	250.00	.00	.0%
10070010 533000 MilageTrav	6,235.69	3,356.70	2,884.00	102.96	2,000.00	.00	.0%
10070010 533002 RegFeeTuit	175.00	195.00	175.00	.00	250.00	.00	.0%
10070010 533005 Meals	.00	.00	.00	.00	25.00	.00	.0%
10070010 533006 Lodging	.00	.00	.00	.00	75.00	.00	.0%
10070010 539000 OtherSupps	379.62	620.22	.00	5.80	250.00	.00	.0%
10070010 551002 Liab Ins	1,159.12	1,219.28	1,434.88	1,459.20	1,450.00	.00	.0%
10070010 551003 Prop Ins	26.16	22.68	34.28	40.36	30.00	.00	.0%
TOTAL Environmental Health	38,073.48	64,453.66	42,615.38	8,188.64	28,065.00	.00	-100.0%
10070012 Maternal & Child Health							
10070012 435500 StGrntHlth	-3,327.00	-14,921.00	-33,832.00	-10,296.00	-26,000.00	-25,000.00	-3.8%
10070012 493000 FndBal Usd	.00	.00	.00	.00	.00	.00	.0%
10070012 510000 FTSalaries	2,108.96	9,690.43	13,528.72	6,733.75	10,000.00	15,000.00	50.0%
10070012 510002 Overtime	.00	.00	.00	.00	.00	.00	.0%
10070012 510003 NonProdPay	.00	.00	.00	.00	.00	.00	.0%
10070012 510004 TermPay	.00	.00	.00	.00	.00	.00	.0%
10070012 510036 SL Buyback	.00	.00	.00	.00	.00	.00	.0%
10070012 515001 Soc Sec	153.25	695.04	981.41	478.97	775.00	1,150.00	48.4%
10070012 515002 Retirement	119.53	668.72	944.30	484.83	1,000.00	1,000.00	.0%
10070012 515003 Health Ins	328.69	1,700.14	3,883.36	1,649.36	5,000.00	4,000.00	-20.0%
10070012 515004 Life Ins	.54	2.62	3.81	1.68	5.00	5.00	.0%
10070012 515005 Disability	5.58	25.24	34.28	15.79	35.00	30.00	-14.3%
10070012 515006 AD&D	.09	.36	.56	.22	1.00	1.00	.0%
10070012 515008 Wrkr Comp	123.88	209.38	144.78	198.91	200.00	237.46	18.7%
10070012 521079 Interpret	.00	.00	.00	.00	.00	.00	.0%
10070012 522004 PhoneInter	.00	.00	.00	.00	.00	.00	.0%
10070012 531000 OfficeSupp	.00	106.44	.00	.00	100.00	100.00	.0%
10070012 531001 Postage	.00	.00	.00	100.00	100.00	100.00	.0%
10070012 531002 Print/Copy	.00	6.72	7.51	15.17	50.00	100.00	100.0%
10070012 532005 Memb Dues	.00	.00	.00	.00	.00	.00	.0%
10070012 533000 MilageTrav	.00	43.89	155.40	91.47	250.00	250.00	.0%
10070012 533002 RegFeeTuit	.00	530.00	126.60	.00	250.00	250.00	.0%
10070012 533005 Meals	.00	.00	.00	71.48	75.00	75.00	.0%
10070012 533006 Lodging	.00	397.90	.00	149.00	350.00	350.00	.0%
10070012 534020 MedSupps	.00	.00	.00	.00	.00	.00	.0%
10070012 539000 OtherSupps	.89	6,311.95	7,482.67	51.65	5,250.00	1,625.00	-69.0%
10070012 551002 Liab Ins	386.36	406.44	478.28	486.40	750.00	700.00	-6.7%
10070012 551003 Prop Ins	8.72	10.08	10.28	13.44	15.00	16.61	10.7%
TOTAL Maternal & Child Healt	-90.51	5,884.35	-6,050.04	246.12	-1,794.00	-9.93	-99.4%
10070014 Lead							
10070014 435500 StGrntHlth	-15,249.00	-8,396.00	-10,722.00	-1,817.00	-9,500.00	-9,500.00	.0%
10070014 510000 FTSalaries	4,591.84	6,525.43	4,463.93	462.34	4,500.00	3,500.00	-22.2%

NEXT YEAR BUDGET HISTORICAL COMPARISON

PROJECTION: 20271 2027 Operating Budget FOR PERIOD 99

ACCOUNTS FOR:

General Fund	PRIOR FY3 ACTUALS	PRIOR FY2 ACTUALS	LAST FY1 ACTUALS	CY ACTUALS	CY REV BUDGET	PROJECTION LEVEL 3	PCT CHANGE
10070014 510002 Overtime	.00	.00	.00	.00	.00	.00	.0%
10070014 510003 NonProdPay	.00	.00	.00	.00	.00	.00	.0%
10070014 510004 TermPay	.00	.00	.00	.00	.00	.00	.0%
10070014 512000 Extra Hire	.00	.00	.00	.00	.00	.00	.0%
10070014 515001 Soc Sec	336.59	475.24	316.06	31.30	400.00	400.00	.0%
10070014 515002 Retirement	260.27	450.53	310.22	33.29	500.00	400.00	-20.0%
10070014 515003 Health Ins	840.95	1,675.47	2,350.55	97.89	2,500.00	2,000.00	-20.0%
10070014 515004 Life Ins	1.02	1.74	.93	.14	5.00	5.00	.0%
10070014 515005 Disability	11.97	16.73	11.60	1.09	15.00	10.00	-33.3%
10070014 515006 AD&D	.16	.24	.13	.01	1.00	1.00	.0%
10070014 515008 Wrkr Comp	128.68	209.38	144.78	198.91	225.00	237.46	5.5%
10070014 521000 Cont Serv	.00	.00	.00	.00	.00	.00	.0%
10070014 522004 PhoneInter	.00	.00	.00	.00	.00	.00	.0%
10070014 524003 SmEqupMain	.00	.00	.00	.00	.00	.00	.0%
10070014 531001 Postage	47.21	48.59	70.85	33.05	100.00	100.00	.0%
10070014 531002 Print/Copy	10.29	20.85	344.26	.00	25.00	25.00	.0%
10070014 532005 Memb Dues	.00	.00	.00	.00	.00	.00	.0%
10070014 533000 MilageTrav	249.57	152.76	270.20	11.60	200.00	200.00	.0%
10070014 533002 RegFeeTuit	285.00	.00	.00	.00	.00	.00	.0%
10070014 533005 Meals	.00	.00	.00	.00	.00	.00	.0%
10070014 533006 Lodging	.00	.00	.00	.00	.00	.00	.0%
10070014 539000 OtherSupps	7,973.68	5.70	1,232.49	452.00	500.00	2,000.00	300.0%
10070014 551002 Liab Ins	386.36	406.44	478.28	486.40	450.00	550.00	22.2%
10070014 551003 Prop Ins	8.72	10.08	11.44	13.44	12.00	16.61	38.4%
TOTAL Lead	-116.69	1,603.18	-716.28	4.46	-67.00	-54.93	-18.0%
10070015 Radon							
10070015 435500 StGrntHlth	-8,471.00	-7,558.44	-9,739.00	-5,019.00	-8,000.00	-8,000.00	.0%
10070015 493000 FndBal Usd	.00	.00	.00	.00	.00	.00	.0%
10070015 510000 FTSalaries	1,611.66	1,560.14	1,123.72	1,795.55	1,500.00	2,500.00	66.7%
10070015 510002 Overtime	.00	.00	.00	.00	.00	.00	.0%
10070015 510003 NonProdPay	.00	.00	.00	.00	.00	.00	.0%
10070015 510004 TermPay	.00	.00	.00	.00	.00	.00	.0%
10070015 512000 Extra Hire	26.53	534.16	895.22	383.05	850.00	.00	.0%
10070015 515001 Soc Sec	121.20	162.53	149.56	161.66	250.00	250.00	.0%
10070015 515002 Retirement	92.43	144.51	140.28	156.83	250.00	300.00	20.0%
10070015 515003 Health Ins	380.13	402.88	1,363.85	255.23	1,000.00	500.00	-50.0%
10070015 515004 Life Ins	.44	.46	.22	.48	2.00	5.00	150.0%
10070015 515005 Disability	3.11	4.56	2.91	4.21	6.00	10.00	66.7%
10070015 515006 AD&D	.05	.05	.02	.06	1.00	1.00	.0%
10070015 515008 Wrkr Comp	.00	.00	.00	.00	.00	.00	.0%
10070015 521000 Cont Serv	.00	.00	.00	.00	.00	.00	.0%
10070015 522004 PhoneInter	.00	.00	.00	.00	.00	.00	.0%
10070015 531001 Postage	255.53	90.28	133.00	10.00	250.00	150.00	-40.0%
10070015 531002 Print/Copy	7.98	16.80	20.22	5.76	20.00	25.00	25.0%
10070015 532005 Memb Dues	.00	.00	.00	.00	.00	.00	.0%
10070015 533000 MilageTrav	126.42	260.63	216.18	.00	200.00	200.00	.0%
10070015 533002 RegFeeTuit	.00	.00	.00	.00	100.00	100.00	.0%
10070015 533005 Meals	.00	.00	57.28	.00	.00	.00	.0%

NEXT YEAR BUDGET HISTORICAL COMPARISON

PROJECTION: 20271 2027 Operating Budget FOR PERIOD 99

ACCOUNTS FOR:

General Fund	PRIOR FY3 ACTUALS	PRIOR FY2 ACTUALS	LAST FY1 ACTUALS	CY ACTUALS	CY REV BUDGET	PROJECTION LEVEL 3	PCT CHANGE
10070015 533006 Lodging	.00	.00	196.00	.00	.00	.00	.0%
10070015 539000 OtherSupps	5,803.31	5,311.73	5,318.50	2,336.00	3,575.00	3,959.00	10.7%
TOTAL Radon	-42.21	930.29	-122.04	89.83	4.00	.00	-100.0%
10070016 Hospice Donations							
10070016 485000 Donations	-13,778.40	-8,757.90	-13,030.00	-11,195.00	-35,000.00	-13,000.00	-62.9%
10070016 493000 FndBal Usd	.00	.00	.00	.00	.00	-20,000.00	.0%
10070016 510000 FTSalaries	.00	.00	.00	.00	.00	.00	.0%
10070016 510003 NonProdPay	.00	.00	.00	.00	.00	.00	.0%
10070016 510004 TermPay	.00	.00	.00	.00	.00	.00	.0%
10070016 515001 Soc Sec	.00	.00	.00	.00	.00	.00	.0%
10070016 515002 Retirement	.00	.00	.00	.00	.00	.00	.0%
10070016 515003 Health Ins	.00	110.53	.00	.00	.00	.00	.0%
10070016 515004 Life Ins	.00	.30	.00	.00	.00	.00	.0%
10070016 515005 Disability	.00	1.24	.00	.00	.00	.00	.0%
10070016 515006 AD&D	.00	.04	.00	.00	.00	.00	.0%
10070016 515008 Wrkr Comp	.00	.00	.00	.00	.00	.00	.0%
10070016 524003 SmEqupMain	.00	.00	.00	.00	.00	.00	.0%
10070016 531001 Postage	28.27	.00	.00	.00	.00	.00	.0%
10070016 532005 Memb Dues	25.00	.00	.00	.00	750.00	2,000.00	166.7%
10070016 532007 Outreach	2,699.87	285.00	476.81	3,351.17	3,500.00	10,000.00	185.7%
10070016 533000 MilageTrav	.00	.00	.00	.00	1,500.00	3,000.00	50.0%
10070016 533002 RegFeeTuit	800.00	476.91	666.00	117.00	.00	1,000.00	.0%
10070016 533005 Meals	.00	.00	.00	117.56	500.00	1,000.00	.0%
10070016 533006 Lodging	90.00	.00	.00	.00	300.00	300.00	.0%
10070016 534020 MedSupps	.00	393.60	2,612.02	.00	300.00	4,700.00	1466.7%
10070016 539000 OtherSupps	3,445.33	6,112.06	1,647.60	3,773.80	6,750.00	11,000.00	63.0%
TOTAL Hospice Donations	-6,689.93	-1,378.22	-7,627.57	-3,835.47	-21,400.00	.00	-100.0%
10070017 Tobacco Control							
10070017 435500 StGrntHlth	-2,500.00	-2,500.00	-2,500.00	.00	.00	.00	.0%
10070017 493000 FndBal Usd	.00	.00	.00	.00	.00	.00	.0%
10070017 510000 FTSalaries	1,598.75	748.60	748.69	.00	.00	.00	.0%
10070017 510002 Overtime	.00	.00	.00	.00	.00	.00	.0%
10070017 510003 NonProdPay	.00	.00	.00	.00	.00	.00	.0%
10070017 510004 TermPay	.00	.00	.00	.00	.00	.00	.0%
10070017 510036 SL Buyback	.00	.00	.00	.00	.00	.00	.0%
10070017 515001 Soc Sec	118.62	62.99	54.08	.00	.00	.00	.0%
10070017 515002 Retirement	90.72	51.62	52.04	.00	.00	.00	.0%
10070017 515003 Health Ins	94.66	124.09	157.87	.00	.00	.00	.0%
10070017 515004 Life Ins	.11	.13	.19	.00	.00	.00	.0%
10070017 515005 Disability	4.15	1.95	1.94	.00	.00	.00	.0%
10070017 515006 AD&D	.02	.00	.03	.00	.00	.00	.0%
10070017 515008 Wrkr Comp	.00	.00	.00	.00	.00	.00	.0%
10070017 521000 Cont Serv	.00	.00	.00	.00	.00	.00	.0%
10070017 522004 PhoneInter	.00	.00	.00	.00	.00	.00	.0%
10070017 524003 SmEqupMain	.00	.00	.00	.00	.00	.00	.0%

NEXT YEAR BUDGET HISTORICAL COMPARISON

PROJECTION: 20271 2027 Operating Budget FOR PERIOD 99

ACCOUNTS FOR:

General Fund	PRIOR FY3 ACTUALS	PRIOR FY2 ACTUALS	LAST FY1 ACTUALS	CY ACTUALS	CY REV BUDGET	PROJECTION LEVEL 3	PCT CHANGE
10070017 531000 OfficeSupp	.00	.00	.00	.00	.00	.00	.0%
10070017 531001 Postage	.00	.00	.00	.00	.00	.00	.0%
10070017 531002 Print/Copy	.00	.00	321.05	.00	.00	.00	.0%
10070017 532005 Memb Dues	.00	.00	.00	.00	.00	.00	.0%
10070017 533000 MilageTrav	110.04	49.58	32.90	.00	.00	.00	.0%
10070017 533002 RegFeeTuit	.00	.00	.00	.00	.00	.00	.0%
10070017 533005 Meals	.00	.00	.00	.00	.00	.00	.0%
10070017 533006 Lodging	.00	.00	.00	.00	.00	.00	.0%
10070017 539000 OtherSupps	.00	.00	.00	.00	.00	.00	.0%
10070017 551002 Liab Ins	.00	.00	.00	.00	.00	.00	.0%
TOTAL Tobacco Control	-482.93	-1,461.04	-1,131.21	.00	.00	.00	.0%
10070018 Rural Safety							
10070018 485000 Donations	-6,575.00	-7,875.00	-7,175.00	-8,700.00	-7,000.00	-8,000.00	14.3%
10070018 493000 FndBal Usd	.00	.00	.00	.00	-2,000.00	.00	.0%
10070018 531001 Postage	248.77	190.79	.00	50.00	250.00	.00	.0%
10070018 531002 Print/Copy	.00	.00	.00	.00	.00	250.00	.0%
10070018 539000 OtherSupps	5,369.53	6,323.59	6,114.04	6,593.98	8,725.00	7,750.00	-11.2%
TOTAL Rural Safety	-956.70	-1,360.62	-1,060.96	-2,056.02	-25.00	.00	-100.0%
10070019 Loan Closet							
10070019 465100 Pblc Chgs	-8,486.62	-10,535.20	-9,809.00	-7,018.23	-10,000.00	-12,000.00	20.0%
10070019 510000 FTSalaries	1,700.60	2,908.32	930.77	5,071.07	3,500.00	4,000.00	14.3%
10070019 510002 Overtime	.00	.00	.00	.00	.00	.00	.0%
10070019 510003 NonProdPay	.00	.00	.00	.00	.00	.00	.0%
10070019 510004 TermPay	.00	.00	.00	.00	.00	.00	.0%
10070019 512000 Extra Hire	.00	.00	.00	.00	.00	.00	.0%
10070019 515001 Soc Sec	120.96	187.62	63.94	354.69	390.00	475.00	1087.5%
10070019 515002 Retirement	96.68	195.33	64.99	365.19	450.00	500.00	400.0%
10070019 515003 Health Ins	388.39	1,195.24	1,415.86	1,937.43	1,500.00	1,725.00	15.0%
10070019 515004 Life Ins	.91	1.21	.31	2.75	2.00	5.00	150.0%
10070019 515005 Disability	4.44	7.36	2.41	10.66	14.00	10.00	400.0%
10070019 515006 AD&D	.14	.17	.04	.37	1.00	1.00	.0%
10070019 531000 OfficeSupp	.00	.00	225.81	195.04	200.00	150.00	.0%
10070019 531001 Postage	.00	.00	100.00	328.00	450.00	450.00	.0%
10070019 532003 BksPubSubs	.00	.00	.00	.00	.00	.00	.0%
10070019 534019 MedEquipt	.00	.00	1,770.51	1,847.13	5,000.00	4,000.00	.0%
10070019 539000 OtherSupps	5,499.43	5,100.36	1,913.41	281.21	1,850.00	1,500.00	-80.0%
TOTAL Loan Closet	-675.07	-939.59	-3,320.95	3,375.31	3,357.00	816.00	-69.1%
10070025 Education							
10070025 435500 StGrntHlth	-6,935.29	-4,033.27	-3,307.62	.00	-5,500.00	-5,500.00	.0%
10070025 493000 FndBal Usd	.00	.00	.00	.00	.00	.00	.0%
10070025 539000 OtherSupps	6,905.29	3,875.15	2,467.65	1,146.00	5,500.00	5,500.00	.0%

NEXT YEAR BUDGET HISTORICAL COMPARISON

PROJECTION: 20271 2027 Operating Budget FOR PERIOD 99

ACCOUNTS FOR:

General Fund	PRIOR FY3 ACTUALS	PRIOR FY2 ACTUALS	LAST FY1 ACTUALS	CY ACTUALS	CY REV BUDGET	PROJECTION LEVEL 3	PCT CHANGE
TOTAL Education	-30.00	-158.12	-839.97	1,146.00	.00	.00	.0%
10070027 WI Well Woman Program							
10070027 435500 StGrntHlth	.00	.00	.00	.00	.00	.00	.0%
10070027 493000 FndBal Usd	.00	.00	.00	.00	-3,797.00	.00	.0%
10070027 510000 FTSalaries	171.88	.00	28.53	.00	100.00	.00	-100.0%
10070027 510002 Overtime	.00	.00	.00	.00	.00	.00	.0%
10070027 510003 NonProdPay	.00	.00	.00	.00	.00	.00	.0%
10070027 510004 TermPay	.00	.00	.00	.00	.00	.00	.0%
10070027 515001 Soc Sec	12.27	.00	2.08	.00	50.00	.00	-100.0%
10070027 515002 Retirement	9.69	.00	1.98	.00	100.00	.00	-100.0%
10070027 515003 Health Ins	.00	.00	3.89	.00	.00	.00	.0%
10070027 515004 Life Ins	.00	.00	.01	.00	.00	.00	.0%
10070027 515005 Disability	.46	.00	.07	.00	1.00	.00	.0%
10070027 515006 AD&D	.00	.00	.00	.00	.00	.00	.0%
10070027 515008 Wrkr Comp	.00	.00	.00	.00	.00	.00	.0%
10070027 522004 PhoneInter	.00	.00	.00	.00	.00	.00	.0%
10070027 531000 OfficeSupp	.00	.00	.00	.00	.00	.00	.0%
10070027 531001 Postage	.00	.00	.00	.00	.00	.00	.0%
10070027 531002 Print/Copy	.00	.00	.00	.00	100.00	.00	.0%
10070027 533000 MilageTrav	.00	.00	.00	.00	100.00	.00	.0%
10070027 533002 RegFeeTuit	.00	.00	.00	.00	.00	.00	.0%
10070027 533005 Meals	.00	.00	.00	.00	.00	.00	.0%
10070027 533006 Lodging	.00	.00	.00	.00	.00	.00	.0%
10070027 539000 OtherSupps	.00	.00	.00	.00	250.00	.00	.0%
10070027 551002 Liab Ins	.00	.00	.00	.00	.00	.00	.0%
TOTAL WI Well Woman Program	194.30	.00	36.56	.00	-3,096.00	.00	-100.0%
10070028 Bioterrorism							
10070028 435500 StGrntHlth	-48,124.00	-32,011.00	-65,365.00	-56,152.00	-52,000.00	-57,000.00	9.6%
10070028 493000 FndBal Usd	.00	.00	.00	.00	.00	.00	.0%
10070028 510000 FTSalaries	22,359.93	18,301.22	43,023.32	33,886.97	30,000.00	35,000.00	16.7%
10070028 510002 Overtime	.00	.00	.00	.00	.00	.00	.0%
10070028 510003 NonProdPay	.00	.00	.00	.00	.00	.00	.0%
10070028 510004 TermPay	.00	.00	.00	.00	.00	.00	.0%
10070028 510036 SL Buyback	.00	.00	.00	.00	.00	.00	.0%
10070028 512000 Extra Hire	.00	257.38	.00	.00	.00	.00	.0%
10070028 515001 Soc Sec	1,616.62	1,331.76	3,100.06	2,435.17	2,700.00	2,800.00	3.7%
10070028 515002 Retirement	1,251.76	1,262.79	2,953.34	2,431.64	2,500.00	3,000.00	20.0%
10070028 515003 Health Ins	3,324.40	3,392.28	10,845.35	7,745.27	8,000.00	8,000.00	.0%
10070028 515004 Life Ins	4.36	3.70	11.12	11.09	15.00	20.00	33.3%
10070028 515005 Disability	57.88	46.25	109.49	78.77	75.00	120.00	60.0%
10070028 515006 AD&D	.61	.55	1.61	1.24	2.00	2.00	.0%
10070028 515008 Wrkr Comp	385.98	627.14	434.42	596.63	500.00	712.38	42.5%
10070028 522004 PhoneInter	955.35	503.69	102.57	48.50	725.00	400.00	-44.8%
10070028 531000 OfficeSupp	.00	.00	97.95	30.76	100.00	100.00	.0%
10070028 531001 Postage	566.77	-34.53	71.18	23.00	100.00	75.00	-25.0%
10070028 531002 Print/Copy	82.65	58.05	5.64	27.63	100.00	50.00	-50.0%

NEXT YEAR BUDGET HISTORICAL COMPARISON

PROJECTION: 20271 2027 Operating Budget FOR PERIOD 99

ACCOUNTS FOR:

General Fund	PRIOR FY3 ACTUALS	PRIOR FY2 ACTUALS	LAST FY1 ACTUALS	CY ACTUALS	CY REV BUDGET	PROJECTION LEVEL 3	PCT CHANGE
10070028 532005 Memb Dues	.00	.00	.00	7,836.42	.00	4,000.00	.0%
10070028 533000 MilageTrav	1,328.05	791.27	909.76	643.69	725.00	725.00	.0%
10070028 533002 RegFeeTuit	225.00	1,768.00	110.00	195.00	750.00	500.00	-33.3%
10070028 533005 Meals	47.50	.00	.00	.00	150.00	75.00	-50.0%
10070028 533006 Lodging	180.00	.00	.00	495.00	500.00	500.00	.0%
10070028 539000 OtherSupps	14,763.68	117.18	414.90	7,293.41	11,000.00	3,000.00	.0%
10070028 551002 Liab Ins	772.76	812.84	956.60	972.80	1,250.00	1,250.00	.0%
10070028 551003 Prop Ins	17.44	20.16	22.84	26.88	35.00	33.23	-5.1%
TOTAL Bioterrorism	-183.26	-2,751.27	-2,194.85	8,627.87	7,227.00	3,362.61	-535.0%
10070029 COVID 19							
10070029 433001 FedCOVID	-36,595.99	-260,923.58	-178,578.00	-3,762.00	.00	.00	.0%
10070029 435500 StGrntHlth	-12,032.58	-32,009.30	-41,740.65	.00	-175,000.00	.00	.0%
10070029 465100 Pblc Chgs	-32,036.77	-141,542.01	-128,468.32	-2,593.97	-75,000.00	.00	.0%
10070029 493000 FndBal Usd	.00	.00	.00	.00	-65,000.00	.00	.0%
10070029 510000 FTSalaries	19,312.72	26,944.33	5,192.06	.00	1,000.00	.00	.0%
10070029 510002 Overtime	.00	.00	.00	.00	.00	.00	.0%
10070029 510003 NonProdPay	.00	.00	.00	.00	.00	.00	.0%
10070029 510004 TermPay	.00	.00	.00	.00	.00	.00	.0%
10070029 510036 SL Buyback	.00	.00	.00	.00	.00	.00	.0%
10070029 512000 Extra Hire	2,316.00	.00	.00	.00	.00	.00	.0%
10070029 515001 Soc Sec	1,589.18	1,965.66	369.42	.00	100.00	.00	.0%
10070029 515002 Retirement	1,047.90	1,857.15	357.99	.00	500.00	.00	.0%
10070029 515003 Health Ins	2,982.54	5,203.29	2,206.10	.00	2,000.00	.00	.0%
10070029 515004 Life Ins	3.98	5.89	1.67	.00	10.00	.00	.0%
10070029 515005 Disability	49.29	70.54	13.38	.00	20.00	.00	.0%
10070029 515006 AD&D	.59	.83	.22	.00	1.00	.00	.0%
10070029 515007 Unemploy	.00	.00	.00	.00	.00	.00	.0%
10070029 515008 Wrkr Comp	.00	.00	.00	.00	.00	.00	.0%
10070029 521000 Cont Serv	.00	.00	.00	.00	.00	.00	.0%
10070029 521001 AcctgAudit	.00	.00	.00	.00	.00	.00	.0%
10070029 521002 Attorney	.00	.00	.00	.00	.00	.00	.0%
10070029 522004 PhoneInter	27.74	.00	.00	.00	.00	.00	.0%
10070029 524003 SmEqupMain	.00	.00	.00	.00	.00	.00	.0%
10070029 531000 OfficeSupp	.00	.00	.00	.00	.00	.00	.0%
10070029 531001 Postage	.00	.00	.00	.00	.00	.00	.0%
10070029 531002 Print/Copy	.00	.00	.00	.00	.00	.00	.0%
10070029 532005 Memb Dues	.00	.00	.00	.00	.00	.00	.0%
10070029 532007 Outreach	.00	.00	.00	.00	.00	.00	.0%
10070029 533000 MilageTrav	158.54	168.17	128.80	.00	.00	.00	.0%
10070029 533002 RegFeeTuit	.00	.00	.00	.00	.00	.00	.0%
10070029 533005 Meals	.00	.00	.00	.00	.00	.00	.0%
10070029 533006 Lodging	.00	.00	.00	.00	.00	.00	.0%
10070029 534020 MedSupps	.00	.00	.00	.00	.00	.00	.0%
10070029 539000 OtherSupps	63,580.76	293,981.86	244,401.83	9,839.20	162,000.00	.00	.0%
10070029 539007 COVID Exp	8,299.97	.00	.00	.00	.00	.00	.0%
10070029 551002 Liab Ins	.00	.00	.00	.00	.00	.00	.0%
10070029 551003 Prop Ins	.00	.00	.00	.00	.00	.00	.0%
10070029 581001 CO FurnEq	.00	.00	.00	.00	.00	.00	.0%

NEXT YEAR BUDGET HISTORICAL COMPARISON

PROJECTION: 20271 2027 Operating Budget FOR PERIOD 99

ACCOUNTS FOR:

General Fund	PRIOR FY3 ACTUALS	PRIOR FY2 ACTUALS	LAST FY1 ACTUALS	CY ACTUALS	CY REV BUDGET	PROJECTION LEVEL 3	PCT CHANGE
TOTAL COVID 19	18,703.87	-104,277.17	-96,115.50	3,483.23	-149,369.00	.00	-100.0%
TOTAL Health	-34,154.75	649,730.88	-127,924.99	434,093.87	.00	.00	.0%
TOTAL General Fund	-55,900.82	1,629,963.65	1,838,002.92	959,445.39	66,100.00	.00	-100.0%

NEXT YEAR BUDGET HISTORICAL COMPARISON

PROJECTION: 20271 2027 Operating Budget FOR PERIOD 99

ACCOUNTS FOR:

Social Services	PRIOR FY3 ACTUALS	PRIOR FY2 ACTUALS	LAST FY1 ACTUALS	CY ACTUALS	CY REV BUDGET	PROJECTION LEVEL 3	PCT CHANGE
000 Non Departmental							
20100000 Social Services							
20100000 510000 FTSalaries	45,581.55	.00	.00	.00	.00	.00	.0%
20100000 510036 SL Buyback	6,748.38	.00	.00	.00	.00	.00	.0%
TOTAL Social Services	52,329.93	.00	.00	.00	.00	.00	.0%
TOTAL Non Departmental	52,329.93	.00	.00	.00	.00	.00	.0%

NEXT YEAR BUDGET HISTORICAL COMPARISON

PROJECTION: 20271 2027 Operating Budget FOR PERIOD 99

ACCOUNTS FOR:

Social Services	PRIOR FY3 ACTUALS	PRIOR FY2 ACTUALS	LAST FY1 ACTUALS	CY ACTUALS	CY REV BUDGET	PROJECTION LEVEL 3	PCT CHANGE
750 Social Services							
20175000 Social Services General							
20175000 411100 PropTaxLev	.00	-1,663,557.00	-2,088,301.80	-2,150,320.23	-2,150,320.23	-2,693,658.29	25.3%
20175000 433001 FedCOVID	.00	.00	.00	.00	.00	.00	.0%
20175000 435600 St DHS SS	-1,871,711.51	-2,212,607.54	-2,247,896.44	-403.00	-1,820,288.00	.00	.0%
20175000 492100 GenFundTrn	.00	.00	.00	.00	.00	.00	.0%
20175000 492900 ConCenServ	.00	-453,697.66	.00	.00	.00	.00	.0%
20175000 539007 COVID Exp	2,031.64	13,968.96	.00	.00	.00	.00	.0%
20175000 592100 TrtoGen	.00	.00	.00	.00	.00	.00	.0%
TOTAL Social Services Genera	-1,869,679.87	-4,315,893.24	-4,336,198.24	-2,150,723.23	-3,970,608.23	-2,693,658.29	-32.2%
20175100 Agency Mgmt, Support, Overhead							
20175100 411100 PropTaxLev	-1,403,575.00	.00	.00	.00	.00	.00	.0%
20175100 435600 St DHS SS	-393,065.63	.00	.00	.00	.00	.00	.0%
20175100 466100 RefRecHS	-685,551.83	-14,793.72	-468,905.02	-2,451.11	.00	.00	.0%
20175100 480100 Misc Rev	-1,050.12	.00	.00	.00	.00	.00	.0%
20175100 510000 FTSalaries	187,093.93	151,901.27	184,875.15	141,309.48	204,215.00	232,695.01	-.6%
20175100 510002 Overtime	.00	.00	.00	.00	.00	.00	.0%
20175100 510003 NonProdPay	3,996.62	44,172.25	41,952.37	39,211.78	35,000.00	.00	-100.0%
20175100 510004 TermPay	.00	9,461.70	.00	.00	.00	.00	.0%
20175100 510036 SL Buyback	2,023.20	3,823.95	4,631.84	.00	4,631.84	4,110.51	-11.3%
20175100 514002 Comm PD	4,230.00	2,925.00	2,676.00	1,575.00	4,500.00	4,500.00	.0%
20175100 515001 Soc Sec	13,826.25	15,099.27	16,575.53	12,710.68	18,589.51	18,115.63	-16.1%
20175100 515002 Retirement	12,960.94	13,797.78	16,120.96	12,997.60	17,819.54	17,168.40	-15.5%
20175100 515003 Health Ins	74,098.13	56,207.42	82,025.84	67,179.36	90,409.76	84,018.66	-20.3%
20175100 515004 Life Ins	70.40	60.42	71.99	70.48	99.04	88.39	-25.7%
20175100 515005 Disability	507.99	538.15	587.39	422.41	549.55	544.43	-16.2%
20175100 515006 AD&D	10.34	8.88	10.67	8.13	13.24	10.69	-41.4%
20175100 515007 Unemploy	.00	.00	.00	.00	.00	.00	.0%
20175100 515008 Wrkr Comp	2,595.99	3,983.79	2,959.56	3,488.04	34,780.75	4,488.30	.0%
20175100 521000 Cont Serv	4,330.89	.00	2,000.00	.00	.00	.00	.0%
20175100 521002 Attorney	.00	.00	.00	.00	.00	.00	.0%
20175100 521009 Collection	.00	.00	.00	.00	.00	.00	.0%
20175100 521085 RecordChks	419.75	1,503.39	2,000.00	1,077.00	2,000.00	2,000.00	.0%
20175100 522001 WaterSewer	.00	.00	.00	.00	.00	.00	.0%
20175100 522002 Lights	.00	.00	1,486.26	.00	.00	.00	.0%
20175100 522003 Heat	.00	.00	.00	.00	.00	.00	.0%
20175100 522004 PhoneInter	15,606.68	14,698.77	16,661.21	4,331.74	16,000.00	16,000.00	.0%
20175100 524001 Supp Agrmt	.00	.00	.00	2,255.11	4,000.00	5,000.00	.0%
20175100 524002 Veh Maint	4,247.13	4,589.42	3,126.73	1,758.75	2,500.00	2,500.00	.0%
20175100 524003 SmEqupMain	.00	927.95	.00	.00	.00	500.00	.0%
20175100 531000 OfficeSupp	7,777.27	7,042.11	6,830.70	3,730.66	6,000.00	7,000.00	16.7%
20175100 531001 Postage	7,873.25	8,740.07	8,864.00	5,769.60	8,000.00	9,000.00	12.5%
20175100 532003 BksPubSubs	992.86	203.44	591.00	541.40	550.00	2,000.00	263.6%
20175100 532005 Memb Dues	.00	3,000.00	.00	3,000.00	3,000.00	3,000.00	.0%
20175100 532006 AdvertRecr	1,043.77	2,811.40	4,364.05	1,592.24	4,000.00	4,000.00	.0%

NEXT YEAR BUDGET HISTORICAL COMPARISON

PROJECTION: 20271 2027 Operating Budget FOR PERIOD 99

ACCOUNTS FOR:

Social Services	PRIOR FY3 ACTUALS	PRIOR FY2 ACTUALS	LAST FY1 ACTUALS	CY ACTUALS	CY REV BUDGET	PROJECTION LEVEL 3	PCT CHANGE
20175100 533000 MilageTrav	2,812.35	3,460.73	2,889.45	1,733.36	2,650.00	3,500.00	16.7%
20175100 533002 RegFeeTuit	300.00	302.00	466.00	218.00	750.00	500.00	-33.3%
20175100 533005 Meals	.00	.00	77.52	.00	100.00	100.00	.0%
20175100 533006 Lodging	752.00	438.84	436.94	341.99	800.00	400.00	-50.0%
20175100 534006 Janitorial	.00	.00	.00	.00	.00	.00	.0%
20175100 535001 Fuel	.00	.00	.00	.00	.00	.00	.0%
20175100 539000 OtherSupps	8,911.83	5,093.53	6,811.39	1,332.54	1,400.00	.00	-100.0%
20175100 551001 VehicleIns	1,294.13	1,770.91	1,794.49	2,278.32	2,173.96	580.91	.0%
20175100 551002 Liab Ins	53,953.76	56,754.00	66,790.24	67,922.50	67,922.80	73,356.62	.0%
20175100 551003 Prop Ins	3,816.12	4,411.84	4,997.60	5,349.64	5,327.28	5,753.46	.0%
20175100 553050 BldgCosts	28,433.36	28,146.21	30,731.91	24,574.84	30,000.00	30,000.00	.0%
20175100 581001 CO FurnEq	.00	3,826.00	1,382.85	2,797.82	3,000.00	3,000.00	.0%
20175100 581003 CO Vehicle	.00	45,524.33	.00	.00	.00	.00	.0%
20175100 590000 IndirectCo	430,410.72	274,862.76	274,863.00	.00	.00	.00	.0%
TOTAL Agency Mgmt, Support,	-1,608,852.92	755,293.86	320,747.62	407,127.36	570,782.27	533,931.01	10.5%
20175200 Social Work							
20175200 466100 RefRecHS	-16,802.22	-23,833.50	-41,958.42	-36,430.25	.00	.00	.0%
20175200 466105 SS FeeChg	-5,137.60	-3,118.76	.00	.00	.00	.00	.0%
20175200 581001 CO FurnEq	3,826.00	-3,826.00	.00	.00	.00	.00	.0%
TOTAL Social Work	-18,113.82	-30,778.26	-41,958.42	-36,430.25	.00	.00	.0%
20175202 Elder Abuse Services							
20175202 435600 EA GWAAR	-29,536.00	-23,713.00	-22,527.00	-17,231.00	-22,527.00	-22,527.00	.0%
20175202 521000 Cont Serv	1,833.00	330.00	363.00	719.55	5,000.00	3,000.00	-40.0%
20175202 590010 AllocCaseM	37,834.73	38,214.58	27,025.24	27,427.32	.00	21,000.00	.0%
TOTAL Elder Abuse Services	10,131.73	14,831.58	4,861.24	10,915.87	-17,527.00	1,473.00	-108.4%
20175204 Long Term Support							
20175204 435600 LTS GEARS	.00	.00	.00	-152,783.00	.00	-329,808.00	.0%
20175204 466000 HumServFee	.00	.00	.00	.00	-329,808.00	.00	.0%
20175204 510000 FTSalaries	140,981.82	89,301.91	88,711.12	79,208.44	87,698.97	111,191.81	26.8%
20175204 510002 Overtime	.00	.00	.00	208.45	.00	.00	.0%
20175204 510003 NonProdPay	11,063.35	18,822.93	22,615.60	18,810.61	20,000.00	.00	-100.0%
20175204 510004 TermPay	.00	.00	.00	.00	.00	.00	.0%
20175204 510036 SL Buyback	428.60	3,673.19	.00	.00	743.04	.00	.0%
20175204 515001 Soc Sec	10,819.66	7,714.95	7,830.69	6,947.64	8,238.98	8,506.17	3.2%
20175204 515002 Retirement	10,406.62	7,625.76	7,749.14	7,072.26	7,754.33	8,061.41	4.0%
20175204 515003 Health Ins	45,098.78	27,032.24	36,722.41	33,772.48	37,488.03	38,686.25	3.2%
20175204 515004 Life Ins	65.88	34.62	31.84	40.22	44.04	44.04	.0%
20175204 515005 Disability	407.07	278.57	288.29	229.00	250.28	260.19	4.0%
20175204 515006 AD&D	9.66	5.10	4.70	4.55	6.75	5.33	-21.0%
20175204 515008 Wrkr Comp	1,304.00	2,164.17	1,498.98	2,058.57	.00	2,457.98	.0%
20175204 533000 MilageTrav	5,297.96	6,266.93	7,854.00	4,206.24	8,000.00	7,000.00	-12.5%
20175204 533005 Meals	17.00	49.21	88.24	25.98	125.00	125.00	.0%

NEXT YEAR BUDGET HISTORICAL COMPARISON

PROJECTION: 20271 2027 Operating Budget FOR PERIOD 99

ACCOUNTS FOR:

Social Services	PRIOR FY3 ACTUALS	PRIOR FY2 ACTUALS	LAST FY1 ACTUALS	CY ACTUALS	CY REV BUDGET	PROJECTION LEVEL 3	PCT CHANGE
20175204 590013 AllocDSS	-129,047.29	-121,808.37	-135,560.90	-92,614.10	.00	-140,000.00	.0%
TOTAL Long Term Support	96,853.11	41,161.21	37,834.11	-92,812.66	-159,458.58	-293,469.82	84.0%
20175206 Child & Family							
20175206 435600 CF SPARC	.00	.00	.00	-1,105,210.62	.00	-1,100,643.00	.0%
20175206 473600 HumanServ	.00	.00	.00	.00	.00	.00	.0%
20175206 510000 FTSalaries	842,186.67	884,160.65	891,794.31	689,215.89	974,793.47	1,189,588.40	22.0%
20175206 510002 Overtime	.00	.00	.00	927.94	4,000.00	6,000.00	50.0%
20175206 510003 NonProdPay	1,760.59	178,999.26	199,144.24	143,814.55	175,000.00	.00	-100.0%
20175206 510004 TermPay	.00	.00	5,091.06	11,476.57	.00	.00	.0%
20175206 510036 SL Buyback	2,831.34	2,310.49	5,490.52	.00	4,964.38	4,619.30	-7.0%
20175206 515001 Soc Sec	59,851.45	75,939.66	78,284.55	59,993.23	87,990.18	91,365.82	3.8%
20175206 515002 Retirement	57,273.18	73,638.11	76,011.15	60,046.08	82,814.27	86,580.06	4.5%
20175206 515003 Health Ins	278,035.17	268,737.03	357,287.22	290,167.12	392,233.87	382,957.28	-2.4%
20175206 515004 Life Ins	313.34	348.64	339.20	353.70	505.63	505.62	.0%
20175206 515005 Disability	2,225.94	2,739.59	2,787.66	1,929.56	2,681.34	2,783.65	3.8%
20175206 515006 AD&D	45.97	51.28	50.15	47.85	78.07	61.16	-21.7%
20175206 515008 Wrkr Comp	8,856.52	14,722.59	10,198.54	14,005.69	.00	16,723.12	.0%
20175206 533000 MilageTrav	45,379.15	52,459.48	54,378.20	35,122.20	45,350.00	40,000.00	-20.0%
20175206 533002 RegFeeTuit	.00	400.00	.00	.00	.00	1,000.00	.0%
20175206 533005 Meals	917.92	741.49	556.42	584.30	750.00	800.00	6.7%
20175206 533006 Lodging	1,218.00	270.00	466.60	.00	400.00	500.00	25.0%
20175206 590013 AllocDSS	-5,976.07	.00	.00	.00	.00	.00	.0%
TOTAL Child & Family	1,294,919.17	1,555,518.27	1,681,879.82	202,474.06	1,771,561.21	722,841.41	-59.3%
20175208 Juvenile Staff							
20175208 435600 Juv SPARC	.00	.00	.00	-382,427.00	.00	-297,458.00	.0%
20175208 510000 FTSalaries	287,195.02	242,216.17	286,588.37	226,394.08	301,936.08	341,712.59	13.2%
20175208 510002 Overtime	.00	.00	.00	13.03	4,000.00	5,000.00	25.0%
20175208 510003 NonProdPay	.00	15,660.72	31,255.71	19,893.70	25,000.00	.00	-100.0%
20175208 510004 TermPay	.00	.00	.00	.00	.00	.00	.0%
20175208 510036 SL Buyback	1,148.90	.00	.00	.00	804.96	1,792.98	122.7%
20175208 515001 Soc Sec	20,803.43	18,830.43	23,134.13	17,976.30	24,979.63	26,278.16	5.2%
20175208 515002 Retirement	19,545.06	17,791.45	21,939.24	17,733.56	23,510.25	24,904.14	5.9%
20175208 515003 Health Ins	87,338.35	48,541.13	86,477.21	47,340.94	93,762.34	96,358.94	2.8%
20175208 515004 Life Ins	102.89	79.14	90.80	96.48	138.68	134.81	-2.8%
20175208 515005 Disability	767.06	671.19	816.70	576.07	760.71	799.61	5.1%
20175208 515006 AD&D	15.32	11.62	13.42	5.16	20.66	16.31	-21.1%
20175208 515008 Wrkr Comp	2,217.30	3,705.06	2,566.51	3,524.63	.00	4,208.42	.0%
20175208 533000 MilageTrav	10,331.72	12,836.88	9,890.65	5,778.28	10,000.00	9,000.00	-10.0%
20175208 533002 RegFeeTuit	.00	755.00	755.00	675.00	1,000.00	1,000.00	.0%
20175208 533005 Meals	143.83	383.85	246.38	294.34	666.00	750.00	.0%
20175208 533006 Lodging	.00	416.02	515.20	404.00	500.00	500.00	.0%
TOTAL Juvenile Staff	429,608.88	361,898.66	464,289.32	-41,721.43	487,079.31	214,997.96	-55.9%

20175210 Alternate Care

NEXT YEAR BUDGET HISTORICAL COMPARISON

PROJECTION: 20271 2027 Operating Budget FOR PERIOD 99

ACCOUNTS FOR:

Social Services	PRIOR FY3 ACTUALS	PRIOR FY2 ACTUALS	LAST FY1 ACTUALS	CY ACTUALS	CY REV BUDGET	PROJECTION LEVEL 3	PCT CHANGE
20175210 435600 ALT SPARC	.00	.00	.00	-10,239.28	.00	.00	.0%
20175210 466100 RefRecHS	.00	.00	.00	.00	.00	.00	.0%
20175210 521000 Cont Serv	101,481.76	98,856.92	121,127.20	24,535.05	31,477.63	100,000.00	-9.1%
20175210 529000 GrpHomes	99,098.76	28,186.38	120,109.83	29,676.00	33,004.00	80,000.00	.0%
20175210 529001 ResCareCen	1,043,442.25	388,392.77	415,922.46	425,222.28	494,940.00	525,000.00	.0%
20175210 529002 ShelResp	19,756.00	9,221.00	9,703.00	7,390.00	15,000.00	15,000.00	.0%
20175210 529003 FosCrChild	167,913.89	163,901.34	187,573.42	154,065.01	160,000.00	160,000.00	.0%
20175210 529004 FosCrDelin	1,238.45	18,268.15	23,711.18	31,487.99	33,857.37	20,000.00	.0%
20175210 529005 JuvCorre	.00	.00	.00	178,661.00	317,766.00	156,000.00	.0%
20175210 529006 ChPlcAgeny	35,523.60	36,027.52	41,093.17	22,937.04	30,000.00	30,000.00	.0%
20175210 539000 OtherSupps	1,446.94	78.60	-994.00	.00	.00	.00	.0%
TOTAL Alternate Care	1,469,901.65	742,932.68	918,246.26	863,735.09	1,116,045.00	1,086,000.00	15.0%
20175212 Secure Detention							
20175212 521000 Cont Serv	12,750.00	70,625.00	232,510.00	49,928.00	55,000.00	40,000.00	-57.9%
TOTAL Secure Detention	12,750.00	70,625.00	232,510.00	49,928.00	55,000.00	40,000.00	-57.9%
20175214 SevEmotionDisab Target Cs Mgmt							
20175214 466000 HumServFee	-20,929.31	.00	.00	.00	.00	.00	.0%
20175214 521000 Cont Serv	71,661.64	1,495.83	.00	.00	.00	.00	.0%
TOTAL SevEmotionDisab Target	50,732.33	1,495.83	.00	.00	.00	.00	.0%
20175216 Social Worker Misc							
20175216 533000 MilageTrav	4,865.81	7,925.97	7,665.09	6,774.22	8,000.00	10,000.00	25.0%
20175216 533002 RegFeeTuit	4,475.00	2,985.10	1,919.28	3,313.50	3,650.00	3,000.00	.0%
20175216 533005 Meals	.00	31.56	202.52	136.89	300.00	500.00	66.7%
20175216 533006 Lodging	1,532.65	1,572.82	1,394.88	1,068.00	1,070.00	1,500.00	7.1%
20175216 539000 OtherSupps	219.00	484.50	458.50	.00	500.00	.00	.0%
20175216 581001 CO FurnEq	144.62	1,267.99	1,599.30	1,795.00	2,000.00	2,000.00	.0%
20175216 590000 IndirectCo	156,185.16	132,953.28	132,953.00	.00	.00	.00	.0%
TOTAL Social Worker Misc	167,422.24	147,221.22	146,192.57	13,087.61	15,520.00	17,000.00	11.8%
20175218 Volunteers							
20175218 485000 Donations	-1,048.00	-1,080.00	-1,000.00	-500.00	.00	-1,000.00	.0%
20175218 539000 OtherSupps	1,697.35	1,083.47	1,011.00	40.40	1,000.00	1,000.00	.0%
TOTAL Volunteers	649.35	3.47	11.00	-459.60	1,000.00	.00	-100.0%
20175220 Child Welfare, Camp/Pool/Scho							
20175220 485000 Donations	-4,789.15	-1,144.16	-5,354.19	-7,985.90	.00	-3,000.00	.0%
20175220 539000 OtherSupps	2,917.50	3,803.00	1,631.39	2,285.00	3,000.00	3,000.00	.0%

NEXT YEAR BUDGET HISTORICAL COMPARISON

PROJECTION: 20271 2027 Operating Budget FOR PERIOD 99

ACCOUNTS FOR:

Social Services	PRIOR FY3 ACTUALS	PRIOR FY2 ACTUALS	LAST FY1 ACTUALS	CY ACTUALS	CY REV BUDGET	PROJECTION LEVEL 3	PCT CHANGE
TOTAL Child Welfare, Camp/Po	-1,871.65	2,658.84	-3,722.80	-5,700.90	3,000.00	.00	-100.0%
20175224 Youth Justice Innov Grant							
20175224 539005 Grant Exp	.00	.00	.00	.00	.00	.00	.0%
TOTAL Youth Justice Innov Gr	.00	.00	.00	.00	.00	.00	.0%
20175226 Community Intervention Grant							
20175226 435600 ComGrt	.00	.00	.00	-13,598.05	-14,357.00	-8,936.00	.0%
20175226 539000 OtherSupps	15,039.11	7,507.65	3,176.36	.00	.00	.00	.0%
20175226 539005 Grant Exp	.00	.00	98.00	13,533.13	14,357.00	8,936.00	.0%
TOTAL Community Intervention	15,039.11	7,507.65	3,274.36	-64.92	.00	.00	.0%
20175228 Foster Parent Training Grant							
20175228 521085 RecordChks	693.00	.00	15.00	.00	.00	.00	.0%
20175228 533001 Educ/Train	240.00	909.69	150.00	131.26	600.00	200.00	-66.7%
TOTAL Foster Parent Training	933.00	909.69	165.00	131.26	600.00	200.00	-66.7%
20175230 Foster Parent Grant							
20175230 435600 FosterGrnt	.00	.00	.00	-5,008.32	-5,794.00	-5,232.00	.0%
20175230 539005 Grant Exp	15,547.65	22,728.26	25,646.16	5,367.31	5,794.00	5,232.00	.0%
TOTAL Foster Parent Grant	15,547.65	22,728.26	25,646.16	358.99	.00	.00	.0%
20175232 Parent Mentoring							
20175232 521000 Cont Serv	.00	.00	.00	.00	.00	.00	.0%
TOTAL Parent Mentoring	.00	.00	.00	.00	.00	.00	.0%
20175234 Trauma							
20175234 466000 HumServFee	-680.86	-763.40	.00	-3,138.00	.00	-7,800.00	.0%
20175234 521000 Cont Serv	.00	.00	648.98	.00	.00	7,800.00	.0%
20175234 539000 OtherSupps	199.13	-1,684.50	-818.53	401.56	1,000.00	.00	.0%
TOTAL Trauma	-481.73	-2,447.90	-169.55	-2,736.44	1,000.00	.00	-100.0%
20175236 Kinship							
20175236 435600 Knshp Grnt	.00	.00	.00	-150,388.94	.00	-197,683.00	.0%
20175236 466000 HumServFee	-1,598.50	534.01	-980.16	-1,399.05	.00	.00	.0%
20175236 521115 Assessmnts	6,296.07	347.01	.00	60.00	16,425.00	17,971.00	9.4%
20175236 529007 KinshpCare	.00	.00	.00	.00	.00	.00	.0%

NEXT YEAR BUDGET HISTORICAL COMPARISON

PROJECTION: 20271 2027 Operating Budget FOR PERIOD 99

ACCOUNTS FOR:

Social Services	PRIOR FY3 ACTUALS	PRIOR FY2 ACTUALS	LAST FY1 ACTUALS	CY ACTUALS	CY REV BUDGET	PROJECTION LEVEL 3	PCT CHANGE
20175236 529008 BackChecks	.00	.00	.00	.00	.00	500.00	.0%
20175236 533000 MilageTrav	.00	.00	.00	.00	.00	100.00	.0%
20175236 539000 OtherSupps	107,732.17	165,635.03	179,726.45	135,161.47	164,250.00	179,712.00	9.4%
20175236 539005 Grant Exp	.00	9,366.00	.00	.00	.00	.00	.0%
TOTAL Kinship	112,429.74	175,882.05	178,746.29	-16,566.52	180,675.00	600.00	-99.7%
20175238 Safe & Stable Family							
20175238 435600 SafeStGrnt	.00	.00	.00	-7,365.07	-42,827.00	-50,089.00	.0%
20175238 521000 Cont Serv	37,592.55	39,444.06	32,984.90	11,281.11	42,827.00	50,089.00	.0%
TOTAL Safe & Stable Family	37,592.55	39,444.06	32,984.90	3,916.04	.00	.00	.0%
20175240 Self Initiated Transportation							
20175240 533010 ClientTran	.00	.00	.00	.00	.00	.00	.0%
TOTAL Self Initiated Transpo	.00	.00	.00	.00	.00	.00	.0%
20175242 Coordinated Services Team							
20175242 435600 CST GEARS	.00	.00	.00	-40,581.00	-64,352.00	-60,000.00	.0%
20175242 466000 HumServFee	.00	.00	.00	.00	.00	.00	.0%
20175242 466100 RefRecHS	-448.12	.00	.00	.00	.00	.00	.0%
20175242 473600 HumanServ	.00	.00	.00	.00	.00	.00	.0%
20175242 485000 Donations	-300.00	-300.00	.00	-300.00	.00	.00	.0%
20175242 510000 FTSalaries	.00	.00	44,445.53	36,392.12	55,952.91	66,476.80	18.8%
20175242 510002 Overtime	.00	.00	.00	.00	.00	.00	.0%
20175242 510003 NonProdPay	.00	.00	9,948.14	7,505.04	7,500.00	.00	-100.0%
20175242 510004 TermPay	.00	.00	.00	.00	.00	.00	.0%
20175242 510036 SL Buyback	.00	.00	.00	.00	.00	.00	.0%
20175242 515001 Soc Sec	.00	.00	3,745.07	2,984.03	4,854.15	5,085.48	4.8%
20175242 515002 Retirement	.00	.00	3,786.32	3,160.58	4,568.61	4,819.56	5.5%
20175242 515003 Health Ins	.00	.00	18,814.99	19,794.15	28,274.36	30,424.40	7.6%
20175242 515004 Life Ins	.00	.00	19.73	20.03	29.76	29.76	.0%
20175242 515005 Disability	.00	.00	131.09	102.65	148.48	155.56	4.8%
20175242 515006 AD&D	.00	.00	2.92	2.35	4.56	3.60	-21.1%
20175242 515008 Wrkr Comp	.00	.00	.00	.00	.00	.00	.0%
20175242 521000 Cont Serv	62,452.85	76,923.65	10,498.95	470.77	1,600.00	2,000.00	.0%
20175242 533000 MilageTrav	.00	.00	3,486.00	2,962.70	4,650.00	4,836.00	.0%
20175242 533002 RegFeeTuit	.00	.00	875.00	.00	850.00	525.00	.0%
20175242 533005 Meals	.00	.00	137.46	.00	84.00	56.00	.0%
20175242 533006 Lodging	.00	.00	294.00	.00	330.00	250.00	.0%
20175242 539005 Grant Exp	385.00	2,494.50	.00	3,603.61	4,352.00	.00	.0%
20175242 590013 AllocDSS	.00	.00	.00	.00	.00	.00	.0%
TOTAL Coordinated Services T	62,089.73	79,118.15	96,185.20	36,117.03	48,846.83	54,662.16	32.2%
20175244 Alzheimers							

NEXT YEAR BUDGET HISTORICAL COMPARISON

PROJECTION: 20271 2027 Operating Budget FOR PERIOD 99

ACCOUNTS FOR:

Social Services	PRIOR FY3 ACTUALS	PRIOR FY2 ACTUALS	LAST FY1 ACTUALS	CY ACTUALS	CY REV BUDGET	PROJECTION LEVEL 3	PCT CHANGE
20175244 521000 Cont Serv	.00	.00	.00	.00	.00	.00	.0%
20175244 590010 AllocCaseM	.00	.00	.00	.00	.00	.00	.0%
20175244 590012 AllocAdmin	.00	.00	.00	.00	.00	.00	.0%
TOTAL Alzheimers	.00	.00	.00	.00	.00	.00	.0%
20175246 Children Long Term Support MH							
20175246 521000 Cont Serv	.00	.00	.00	.00	.00	.00	.0%
20175246 590010 AllocCaseM	.00	.00	.00	.00	.00	.00	.0%
20175246 590012 AllocAdmin	.00	.00	.00	.00	.00	.00	.0%
TOTAL Children Long Term Sup	.00	.00	.00	.00	.00	.00	.0%
20175248 Children Long Term Support PD							
20175248 521000 Cont Serv	.00	.00	.00	.00	.00	.00	.0%
20175248 590010 AllocCaseM	.00	.00	.00	.00	.00	.00	.0%
20175248 590012 AllocAdmin	.00	.00	.00	.00	.00	.00	.0%
TOTAL Children Long Term Sup	.00	.00	.00	.00	.00	.00	.0%
20175250 Community Options Program							
20175250 521000 Cont Serv	.00	.00	.00	.00	.00	.00	.0%
20175250 590010 AllocCaseM	.00	.00	.00	.00	.00	.00	.0%
20175250 590011 AllocP&A	.00	.00	.00	.00	.00	.00	.0%
20175250 590012 AllocAdmin	.00	.00	.00	.00	.00	.00	.0%
TOTAL Community Options Prog	.00	.00	.00	.00	.00	.00	.0%
20175252 Supportive Home Care							
20175252 521000 Cont Serv	30,290.00	22,806.21	29,907.70	28,000.00	28,000.00	25,000.00	4.2%
20175252 590010 AllocCaseM	.00	.00	.00	.00	.00	.00	.0%
TOTAL Supportive Home Care	30,290.00	22,806.21	29,907.70	28,000.00	28,000.00	25,000.00	4.2%
20175254 Personal Care							
20175254 521000 Cont Serv	.00	.00	.00	.00	.00	.00	.0%
20175254 539000 OtherSupps	.00	.00	.00	.00	.00	.00	.0%
TOTAL Personal Care	.00	.00	.00	.00	.00	.00	.0%
20175256 Family Care							
20175256 539000 OtherSupps	.00	.00	.00	.00	.00	.00	.0%
TOTAL Family Care	.00	.00	.00	.00	.00	.00	.0%

NEXT YEAR BUDGET HISTORICAL COMPARISON

PROJECTION: 20271 2027 Operating Budget FOR PERIOD 99

ACCOUNTS FOR:

Social Services	PRIOR FY3 ACTUALS	PRIOR FY2 ACTUALS	LAST FY1 ACTUALS	CY ACTUALS	CY REV BUDGET	PROJECTION LEVEL 3	PCT CHANGE
20175258 Adult Protective Services							
20175258 435600 APS Grant	.00	.00	.00	-104,826.00	.00	-57,234.00	.0%
20175258 521000 Cont Serv	-10,046.96	40.95	11,494.20	9,416.34	10,000.00	10,000.00	.0%
20175258 590010 AllocCaseM	100,701.13	83,593.79	108,535.66	65,186.78	.00	119,000.00	.0%
20175258 590012 AllocAdmin	2,099.89	.00	.00	.00	.00	.00	.0%
TOTAL Adult Protective Servi	92,754.06	83,634.74	120,029.86	-30,222.88	10,000.00	71,766.00	617.7%
20175260 Target Safety Supp Fd Limited							
20175260 435600 TSSFGrant	.00	.00	.00	-3,233.00	-71,089.85	-67,845.00	.0%
20175260 521000 Cont Serv	40,163.47	39,490.37	28,275.48	4,063.68	71,089.85	67,845.00	.0%
20175260 590010 AllocCaseM	1,065.23	.00	.00	.00	.00	.00	.0%
TOTAL Target Safety Supp Fd	41,228.70	39,490.37	28,275.48	830.68	.00	.00	.0%
20175262 Family First							
20175262 435600 Fam First	.00	.00	.00	-21,391.60	-64,608.21	.00	.0%
20175262 539005 Grant Exp	.00	5,469.57	14,254.33	21,418.03	64,608.21	.00	.0%
TOTAL Family First	.00	5,469.57	14,254.33	26.43	.00	.00	.0%
20175302 Food Share Employment & Train							
20175302 510000 FTSalaries	1,198.23	.00	.00	.00	.00	.00	.0%
20175302 510002 Overtime	.00	.00	.00	.00	.00	.00	.0%
20175302 510003 NonProdPay	672.18	.00	.00	.00	.00	.00	.0%
20175302 510004 TermPay	.00	.00	.00	.00	.00	.00	.0%
20175302 510036 SL Buyback	.00	.00	.00	.00	.00	.00	.0%
20175302 515001 Soc Sec	119.59	.00	.00	.00	.00	.00	.0%
20175302 515002 Retirement	129.06	.00	.00	.00	.00	.00	.0%
20175302 515003 Health Ins	812.92	.00	.00	.00	.00	.00	.0%
20175302 515004 Life Ins	1.70	.00	.00	.00	.00	.00	.0%
20175302 515005 Disability	4.86	.00	.00	.00	.00	.00	.0%
20175302 515006 AD&D	.25	.00	.00	.00	.00	.00	.0%
20175302 515008 Wrkr Comp	47.36	12.90	9.01	12.36	.00	.00	.0%
20175302 534000 OperatSupp	.00	.00	.00	.00	.00	.00	.0%
20175302 590013 AllocDSS	.00	.00	.00	.00	.00	.00	.0%
TOTAL Food Share Employment	2,986.15	12.90	9.01	12.36	.00	.00	.0%
20175304 Low Inc Heat Energy Asst Prgm							
20175304 435600 LIHEAP Grn	-84,974.59	-133,466.14	-91,278.33	-73,406.03	-113,643.00	-175,575.00	54.5%
20175304 485000 Donations	-100.00	.00	.00	.00	.00	.00	.0%
20175304 510000 FTSalaries	46,662.37	50,537.91	42,420.93	38,601.40	59,194.54	66,314.69	621.2%
20175304 510002 Overtime	45.00	-346.55	.00	.00	.00	.00	.0%
20175304 510003 NonProdPay	4,057.92	657.13	300.14	190.98	300.00	.00	.0%
20175304 510004 TermPay	.00	.00	.00	.00	.00	.00	.0%

NEXT YEAR BUDGET HISTORICAL COMPARISON

PROJECTION: 20271 2027 Operating Budget FOR PERIOD 99

ACCOUNTS FOR:

Social Services	PRIOR FY3 ACTUALS	PRIOR FY2 ACTUALS	LAST FY1 ACTUALS	CY ACTUALS	CY REV BUDGET	PROJECTION LEVEL 3	PCT CHANGE
20175304 510036 SL Buyback	31.90	.00	.00	.00	.00	641.33	.0%
20175304 515001 Soc Sec	3,514.07	3,569.02	3,035.74	2,794.28	5,703.38	5,122.14	628.2%
20175304 515002 Retirement	3,263.44	2,950.05	2,260.02	2,491.13	4,500.00	4,158.42	.0%
20175304 515003 Health Ins	18,308.36	16,285.74	15,996.34	13,294.66	18,000.00	29,480.70	.0%
20175304 515004 Life Ins	28.52	15.22	11.96	20.20	50.00	30.65	.0%
20175304 515005 Disability	127.00	111.25	83.94	80.94	130.00	132.65	.0%
20175304 515006 AD&D	4.19	2.24	1.74	2.31	10.00	3.71	.0%
20175304 515008 Wrkr Comp	381.36	642.56	444.97	611.07	1,000.00	2,000.00	.0%
20175304 521000 Cont Serv	.00	.00	702.41	6,228.20	10,700.00	2,000.00	.0%
20175304 533000 MilageTrav	388.44	276.04	355.60	207.35	350.00	300.00	.0%
20175304 533005 Meals	.00	47.32	40.55	96.39	100.00	150.00	.0%
20175304 533006 Lodging	.00	.00	.00	.00	.00	500.00	.0%
20175304 534000 OperatSupp	11,257.39	5,971.89	1,196.62	3,698.88	9,000.00	5,000.00	.0%
20175304 539000 OtherSupps	1,299.00	1,287.49	4,430.90	.00	.00	.00	.0%
TOTAL Low Inc Heat Energy As	4,294.37	-51,458.83	-19,996.47	-5,088.24	-4,605.08	-59,740.71	-42.4%
20175306 Economic Support							
20175306 435600 ES StGrant	-641,067.00	-902,971.28	-894,551.62	-820,063.28	-850,589.62	-850,589.62	.0%
20175306 510000 FTSalaries	498,125.08	542,341.01	584,273.55	459,457.75	601,309.43	721,255.94	19.3%
20175306 510002 Overtime	6,939.61	5,384.58	.00	.00	.00	.00	.0%
20175306 510003 NonProdPay	1,807.21	107,538.61	97,725.95	82,765.87	96,000.00	.00	-100.0%
20175306 510004 TermPay	.00	.00	7,148.62	.00	.00	31,597.19	.0%
20175306 510036 SL Buyback	1,280.73	1,508.50	2,618.90	.00	1,884.60	2,669.30	41.6%
20175306 515001 Soc Sec	35,822.94	46,322.50	48,791.97	38,553.27	53,417.91	57,797.47	7.2%
20175306 515002 Retirement	34,563.26	45,324.60	47,655.12	38,910.94	50,246.29	52,484.57	3.4%
20175306 515003 Health Ins	177,488.32	176,112.18	226,407.23	178,636.41	248,982.29	265,237.78	6.1%
20175306 515004 Life Ins	218.39	233.11	234.49	250.32	320.16	337.48	-.8%
20175306 515005 Disability	1,341.98	1,655.26	1,753.99	1,254.71	1,629.82	1,687.85	2.6%
20175306 515006 AD&D	32.17	34.29	34.69	29.44	47.12	40.82	-21.7%
20175306 515007 Unemploy	.00	.00	.00	.00	.00	.00	.0%
20175306 515008 Wrkr Comp	4,212.70	7,007.26	4,854.31	6,666.53	.00	7,959.88	.0%
20175306 521079 Interpret	43.50	14.50	.00	.00	.00	100.00	.0%
20175306 533000 MilageTrav	789.87	683.40	656.46	.00	600.00	200.00	-66.7%
20175306 533005 Meals	16.12	54.30	6.50	.00	200.00	100.00	-50.0%
20175306 539000 OtherSupps	20,276.76	1,286.05	648.00	961.61	1,517.51	2,000.00	.0%
20175306 590000 IndirectCo	82,226.04	45,881.64	45,882.00	.00	.00	.00	.0%
20175306 590013 AllocDSS	.00	.00	.00	.00	.00	.00	.0%
TOTAL Economic Support	224,117.68	78,410.51	174,140.16	-12,576.43	205,565.51	292,878.66	35.9%
20175308 Child Care Admin							
20175308 435600 ChildSPARC	.00	.00	.00	-39,196.01	-61,779.00	-61,779.00	.0%
20175308 510000 FTSalaries	35,184.14	5,942.54	10,103.24	9,607.35	27,134.77	36,251.07	33.6%
20175308 510002 Overtime	531.76	.00	.00	.00	.00	.00	.0%
20175308 510003 NonProdPay	.00	278.60	237.44	996.84	2,800.00	.00	-100.0%
20175308 510004 TermPay	.00	.00	.00	.00	.00	.00	.0%
20175308 510036 SL Buyback	394.30	.00	.00	.00	.00	.00	.0%
20175308 515001 Soc Sec	2,577.94	440.34	733.83	752.97	2,098.76	2,773.21	32.1%

NEXT YEAR BUDGET HISTORICAL COMPARISON

PROJECTION: 20271 2027 Operating Budget FOR PERIOD 99

ACCOUNTS FOR:

Social Services	PRIOR FY3 ACTUALS	PRIOR FY2 ACTUALS	LAST FY1 ACTUALS	CY ACTUALS	CY REV BUDGET	PROJECTION LEVEL 3	PCT CHANGE
20175308 515002 Retirement	2,455.94	429.33	719.72	763.46	1,975.31	2,628.20	33.1%
20175308 515003 Health Ins	14,073.03	1,794.89	6,400.99	3,226.08	10,749.43	13,498.15	25.6%
20175308 515004 Life Ins	15.45	1.23	3.60	5.71	13.09	16.67	27.3%
20175308 515005 Disability	95.04	16.19	26.77	24.79	64.20	84.83	32.1%
20175308 515006 AD&D	2.23	.18	.53	.72	2.01	2.02	.5%
20175308 515008 Wrkr Comp	105.86	405.09	280.94	385.78	.00	1,000.00	.0%
20175308 533000 MilageTrav	.00	.00	.00	.00	.00	.00	.0%
TOTAL Child Care Admin	55,435.69	9,308.39	18,507.06	-23,432.31	-16,941.43	-5,524.85	-71.6%
20175310 Child Care Eligibility							
20175310 435600 CCE Grant	.00	.00	.00	-3,790.77	.00	.00	.0%
20175310 510000 FTSalaries	11,045.50	11,229.80	15,471.41	6,213.46	6,354.56	.00	.0%
20175310 510002 Overtime	268.09	.00	.00	.00	.00	.00	.0%
20175310 510003 NonProdPay	.00	.00	96.46	727.02	1,700.00	.00	.0%
20175310 510004 TermPay	.00	.00	.00	.00	.00	.00	.0%
20175310 510036 SL Buyback	122.75	.00	.00	.00	.00	.00	.0%
20175310 515001 Soc Sec	820.45	794.10	1,105.41	493.87	733.67	.00	.0%
20175310 515002 Retirement	777.81	775.06	1,082.45	499.69	719.93	.00	.0%
20175310 515003 Health Ins	4,346.29	3,560.12	6,337.60	2,006.53	2,413.72	.00	.0%
20175310 515004 Life Ins	4.77	3.96	4.53	3.47	21.49	.00	.0%
20175310 515005 Disability	29.80	29.22	40.42	16.23	22.15	.00	.0%
20175310 515006 AD&D	.70	.57	.66	.47	5.23	.00	.0%
20175310 515008 Wrkr Comp	86.17	159.08	110.09	151.27	.00	.00	.0%
20175310 521000 Cont Serv	.00	.00	.00	.00	.00	.00	.0%
20175310 590013 AllocDSS	.00	.00	.00	.00	.00	.00	.0%
TOTAL Child Care Eligibility	17,502.33	16,551.91	24,249.03	6,321.24	11,970.75	.00	-100.0%
20175312 ND Child Care Certification							
20175312 435600 CCC SPARC	.00	.00	.00	-1,812.91	-15,995.00	-15,995.00	.0%
20175312 510000 FTSalaries	5,684.72	487.71	424.56	.00	2,494.07	3,873.79	55.3%
20175312 510002 Overtime	48.89	.00	.00	.00	.00	.00	.0%
20175312 510003 NonProdPay	.00	.00	.00	.00	.00	.00	.0%
20175312 510004 TermPay	.00	.00	.00	.00	.00	.00	.0%
20175312 510036 SL Buyback	60.65	.00	.00	.00	.00	.00	.0%
20175312 515001 Soc Sec	413.96	34.53	28.77	.00	190.80	296.34	55.3%
20175312 515002 Retirement	393.96	33.66	29.51	.00	179.57	280.85	56.4%
20175312 515003 Health Ins	1,655.25	132.32	1,813.38	.00	977.22	1,571.79	60.8%
20175312 515004 Life Ins	2.09	.21	.21	.00	1.19	16.67	1300.8%
20175312 515005 Disability	15.15	1.28	1.11	.00	5.84	84.83	1352.6%
20175312 515006 AD&D	.32	.03	.02	.00	.18	2.02	1022.2%
20175312 515008 Wrkr Comp	105.66	204.16	141.57	194.46	.00	232.16	.0%
20175312 533002 RegFeeTuit	.00	.00	.00	.00	.00	.00	.0%
20175312 533006 Lodging	.00	.00	.00	.00	.00	.00	.0%
20175312 539000 OtherSupps	556.00	570.89	951.91	.00	.00	.00	.0%
20175312 590013 AllocDSS	.00	.00	.00	.00	.00	.00	.0%
TOTAL ND Child Care Certific	8,936.65	1,464.79	3,391.04	-1,618.45	-12,146.13	-9,636.55	-20.7%

NEXT YEAR BUDGET HISTORICAL COMPARISON

PROJECTION: 20271 2027 Operating Budget FOR PERIOD 99

ACCOUNTS FOR:

Social Services	PRIOR FY3 ACTUALS	PRIOR FY2 ACTUALS	LAST FY1 ACTUALS	CY ACTUALS	CY REV BUDGET	PROJECTION LEVEL 3	PCT CHANGE
20175314 Child Care Fraud Investigation							
20175314 435600 CCF SPARC	.00	.00	.00	-3,776.00	-3,776.00	-3,776.00	.0%
20175314 510000 FTSalaries	5,603.00	1,051.06	437.78	3,613.14	2,494.07	2,620.80	5.1%
20175314 510002 Overtime	108.79	.00	.00	.00	.00	.00	.0%
20175314 510003 NonProdPay	.00	.00	.00	1,019.32	.00	.00	.0%
20175314 510004 TermPay	.00	.00	.00	.00	.00	.00	.0%
20175314 510036 SL Buyback	128.59	.00	.00	.00	.00	.00	.0%
20175314 515001 Soc Sec	418.78	75.24	31.67	331.09	190.80	200.49	5.1%
20175314 515002 Retirement	397.27	72.51	30.40	333.53	179.57	190.01	5.8%
20175314 515003 Health Ins	2,723.12	304.11	1,789.47	1,343.61	977.22	837.76	-14.3%
20175314 515004 Life Ins	2.46	.35	.07	2.08	1.19	1.19	.0%
20175314 515005 Disability	15.45	2.75	1.17	10.88	5.84	6.13	5.0%
20175314 515006 AD&D	.35	.06	.00	.26	.18	.14	-22.2%
20175314 515008 Wrkr Comp	-11.84	87.06	60.69	83.34	.00	99.50	.0%
20175314 521000 Cont Serv	.00	.00	658.44	482.49	482.49	500.00	.0%
20175314 539000 OtherSupps	.00	.00	.00	.00	.00	.00	.0%
TOTAL Child Care Fraud Inves	9,385.97	1,593.14	3,009.69	3,443.74	555.36	680.02	833.2%
TOTAL Social Services	764,531.85	-122,605.22	157,301.73	-793,728.50	325,914.79	.00	.0%
TOTAL Social Services	816,861.78	-122,605.22	157,301.73	-793,728.50	325,914.79	.00	.0%

NEXT YEAR BUDGET HISTORICAL COMPARISON

PROJECTION: 20271 2027 Operating Budget FOR PERIOD 99

ACCOUNTS FOR:

ADRC	PRIOR FY3 ACTUALS	PRIOR FY2 ACTUALS	LAST FY1 ACTUALS	CY ACTUALS	CY REV BUDGET	PROJECTION LEVEL 3	PCT CHANGE
000 Non Departmental							
20300000 ADRC							
20300000 492900 ConCenServ	.00	.00	.00	.00	.00	.00	.0%
20300000 510000 FTSalaries	238,245.62	.00	.00	.00	.00	.00	.0%
20300000 510036 SL Buyback	1,953.27	.00	.00	.00	.00	.00	.0%
TOTAL ADRC	240,198.89	.00	.00	.00	.00	.00	.0%
TOTAL Non Departmental	240,198.89	.00	.00	.00	.00	.00	.0%

NEXT YEAR BUDGET HISTORICAL COMPARISON

PROJECTION: 20271 2027 Operating Budget FOR PERIOD 99

ACCOUNTS FOR:

ADRC	PRIOR FY3 ACTUALS	PRIOR FY2 ACTUALS	LAST FY1 ACTUALS	CY ACTUALS	CY REV BUDGET	PROJECTION LEVEL 3	PCT CHANGE
800 ADRC							
20380000 ADRC General							
20380000 411100 PropTaxLev	-454,573.00	-652,101.00	-673,537.00	-635,964.66	-635,964.66	-671,817.85	5.6%
20380000 433001 FedCOVID	.00	.00	.00	.00	.00	.00	.0%
20380000 435600 St DHS SS	.00	.00	.00	.00	.00	.00	.0%
20380000 492100 GenFundTrn	.00	.00	.00	.00	.00	.00	.0%
20380000 492900 ConCenServ	-306,909.12	-247,521.00	-247,522.00	.00	-45,385.39	.00	.0%
20380000 493000 FndBal Usd	.00	.00	.00	.00	-4,472.03	.00	.0%
20380000 539007 COVID Exp	.00	.00	.00	.00	.00	.00	.0%
20380000 590000 IndirectCo	.00	.00	.00	.00	.00	.00	.0%
20380000 592100 TrtoGen	.00	.00	.00	.00	.00	.00	.0%
TOTAL ADRC General	-761,482.12	-899,622.00	-921,059.00	-635,964.66	-685,822.08	-671,817.85	-1.4%
20380001 Committee							
20380001 514002 Comm PD	2,565.00	2,360.00	3,375.00	2,790.00	3,700.00	2,900.00	-21.6%
20380001 515001 Soc Sec	196.32	180.46	258.02	213.59	283.00	222.00	-21.6%
20380001 533000 MilageTrav	328.51	619.06	708.70	649.10	750.00	650.00	-13.3%
TOTAL Committee	3,089.83	3,159.52	4,341.72	3,652.69	4,733.00	3,772.00	-20.3%
20380002 Support Services							
20380002 435600 SPTSR STGR	-54,125.00	-54,590.00	-52,471.00	-46,049.00	-51,942.00	-51,212.00	-1.4%
20380002 480100 SPTSRMISC	.00	.00	-141.00	.00	.00	.00	.0%
20380002 510000 FTSalaries	46,356.78	47,814.68	51,514.65	42,825.35	62,615.53	66,425.00	6.1%
20380002 510002 Overtime	.00	.00	.00	.00	.00	.00	.0%
20380002 510003 NonProdPay	1,133.60	7,833.41	10,102.45	7,856.96	8,000.00	.00	.0%
20380002 510004 TermPay	.00	.00	.00	.00	.00	4,395.00	.0%
20380002 510036 SL Buyback	362.43	1,587.00	241.43	.00	1,000.00	.00	.0%
20380002 512000 Extra Hire	.00	.00	.00	.00	.00	.00	.0%
20380002 515001 Soc Sec	3,574.82	4,289.77	4,650.32	3,790.81	5,395.03	5,400.00	.1%
20380002 515002 Retirement	3,256.49	3,950.65	4,306.00	3,649.10	5,084.32	4,815.84	-5.3%
20380002 515003 Health Ins	10,268.29	8,480.24	13,142.09	14,866.61	16,292.42	21,910.38	34.5%
20380002 515004 Life Ins	17.51	18.13	20.10	22.93	40.00	30.65	-23.4%
20380002 515005 Disability	125.12	145.00	159.58	118.63	144.00	158.63	10.2%
20380002 515006 AD&D	2.56	2.67	2.95	2.62	5.07	3.53	-30.4%
20380002 515007 Unemploy	.00	.00	.00	.00	.00	.00	.0%
20380002 515008 Wrkr Comp	372.51	629.45	435.78	598.47	500.00	714.55	42.9%
20380002 521000 Cont Serv	.00	.00	59.25	325.00	325.00	400.00	.0%
20380002 521002 Attorney	.00	.00	.00	.00	.00	.00	.0%
20380002 522004 PhoneInter	303.37	304.22	306.91	184.21	350.00	307.00	-12.3%
20380002 524002 Veh Maint	.00	.00	.00	.00	.00	.00	.0%
20380002 524003 SmEqupMain	.00	.00	.00	.00	.00	.00	.0%
20380002 531000 OfficeSupp	608.21	713.09	648.05	428.89	620.00	620.00	.0%
20380002 531001 Postage	.00	68.00	307.00	.00	80.00	50.00	-37.5%
20380002 531002 Print/Copy	2,436.99	2,998.06	3,093.66	1,343.17	3,000.00	2,845.00	-5.2%

NEXT YEAR BUDGET HISTORICAL COMPARISON

PROJECTION: 20271 2027 Operating Budget FOR PERIOD 99

ACCOUNTS FOR:

ADRC	PRIOR FY3 ACTUALS	PRIOR FY2 ACTUALS	LAST FY1 ACTUALS	CY ACTUALS	CY REV BUDGET	PROJECTION LEVEL 3	PCT CHANGE
20380002 532001 LegalPubs	.00	.00	.00	.00	.00	.00	.0%
20380002 532005 Memb Dues	.00	.00	.00	.00	.00	.00	.0%
20380002 532006 Advertise	.00	.00	.00	.00	.00	.00	.0%
20380002 532007 Outreach	.00	4,302.00	2,525.00	3,175.60	8,406.00	3,430.45	-60.7%
20380002 533000 MilageTrav	.00	42.37	56.70	195.10	2,275.00	335.00	-85.3%
20380002 533001 Educ/Train	.00	.00	.00	.00	.00	.00	.0%
20380002 533002 RegFeeTuit	.00	.00	25.00	.00	.00	200.00	.0%
20380002 533005 Meals	.00	.00	.00	.00	.00	50.00	.0%
20380002 533006 Lodging	.00	.00	.00	.00	.00	200.00	.0%
20380002 534000 OperatSupp	.00	.00	.00	.00	.00	.00	.0%
20380002 539000 OtherSupps	.00	718.57	.00	.00	.00	.00	.0%
20380002 551002 Liab Ins	493.12	518.72	610.44	620.76	500.00	565.00	13.0%
20380002 551003 Prop Ins	1,669.68	1,930.32	2,178.64	2,340.44	1,700.00	1,926.00	13.3%
20380002 551005 LegalIns	.00	.00	.00	.00	.00	.00	.0%
20380002 553050 Bldg Rent	499.71	494.65	566.19	487.06	560.00	570.00	1.8%
20380002 581001 CO FurnEq	.00	.00	.00	.00	.00	.00	.0%
20380002 581003 CO Vehicle	.00	.00	.00	.00	.00	.00	.0%
20380002 590000 IndirectCo	10,005.24	10,761.96	11,177.00	.00	.00	.00	.0%
TOTAL Support Services	27,361.43	43,012.96	53,517.19	36,782.71	64,950.37	64,140.03	-1.2%
20380004 Congregate							
20380004 435647 CongMlslll	-135,392.00	-133,498.00	-129,332.00	-85,914.00	-125,759.00	-103,523.00	-17.7%
20380004 435649 CongMlsNut	-6,326.00	-8,356.00	-5,213.00	.00	-5,123.00	-2,065.00	-59.7%
20380004 466000 HumServFee	-33,448.10	-40,942.22	-46,042.21	-33,267.24	-45,500.00	.00	.0%
20380004 485000 Donations	.00	.00	.00	.00	.00	.00	.0%
20380004 485100 Contribute	.00	.00	.00	.00	.00	-50,000.00	.0%
20380004 510000 FTSalaries	54,329.78	75,145.92	64,982.88	60,704.03	68,887.09	74,595.00	8.3%
20380004 510002 Overtime	.00	.00	.00	.00	.00	.00	.0%
20380004 510003 NonProdPay	465.95	4,185.29	5,672.60	5,461.94	8,000.00	.00	.0%
20380004 510004 TermPay	.00	.00	.00	.00	.00	.00	.0%
20380004 510036 SL Buyback	693.73	941.10	236.25	.00	1,000.00	1,476.30	47.6%
20380004 512000 Extra Hire	7,426.93	6,878.14	8,467.61	5,519.31	8,135.22	8,500.00	4.5%
20380004 515001 Soc Sec	6,515.97	6,562.49	5,919.16	5,302.33	6,572.10	6,350.00	-3.4%
20380004 515002 Retirement	3,390.13	3,575.84	3,368.27	3,112.44	3,625.08	3,172.04	-12.5%
20380004 515003 Health Ins	25,995.73	7,452.91	12,893.60	16,249.55	15,479.55	7,985.23	-48.4%
20380004 515004 Life Ins	28.30	22.00	18.54	25.14	30.96	25.67	-17.1%
20380004 515005 Disability	126.38	119.73	96.72	87.59	97.59	87.87	-10.0%
20380004 515006 AD&D	4.16	3.20	4.00	2.96	4.74	3.11	-34.4%
20380004 515007 Unemploy	297.00	.00	.00	.00	.00	.00	.0%
20380004 515008 Wrkr Comp	1,387.99	2,345.42	1,624.43	2,230.90	1,091.00	2,663.74	144.2%
20380004 521000 Cont Serv	.00	.00	48.00	.00	.00	.00	.0%
20380004 521002 Attorney	.00	.00	.00	.00	70.00	.00	.0%
20380004 522001 Utilites	.00	.00	.00	.00	.00	.00	.0%
20380004 522004 PhoneInter	1,189.29	1,343.00	1,199.38	1,127.59	1,250.00	1,320.00	5.6%
20380004 524002 Veh Maint	444.55	312.13	278.93	499.00	500.00	500.00	.0%
20380004 524003 SmEqupMain	611.63	1,173.46	1,292.56	682.97	5,772.03	1,300.00	62.5%
20380004 529008 BackChecks	.00	.00	.00	31.00	50.00	35.00	.0%
20380004 531000 OfficeSupp	286.46	272.31	210.05	105.62	250.00	250.00	.0%
20380004 531001 Postage	145.45	203.29	162.76	125.75	200.00	167.00	-16.5%

NEXT YEAR BUDGET HISTORICAL COMPARISON

PROJECTION: 20271 2027 Operating Budget FOR PERIOD 99

ACCOUNTS FOR:

ADRC	PRIOR FY3 ACTUALS	PRIOR FY2 ACTUALS	LAST FY1 ACTUALS	CY ACTUALS	CY REV BUDGET	PROJECTION LEVEL 3	PCT CHANGE
20380004 531002 Print/Copy	.00	.00	.00	.00	.00	.00	.0%
20380004 532005 Memb Dues	37.50	40.00	40.00	40.00	40.00	40.00	.0%
20380004 532007 Outreach	377.25	742.21	341.00	.00	500.00	500.00	.0%
20380004 533000 MilageTrav	1,216.64	1,176.20	1,081.96	1,246.04	1,300.00	1,813.00	39.5%
20380004 533002 RegFeeTuit	157.50	140.40	221.70	80.50	150.00	100.00	-33.3%
20380004 533005 Meals	15.00	8.00	5.80	9.16	20.00	15.00	-25.0%
20380004 533006 Lodging	90.00	98.00	98.00	98.00	120.00	120.00	.0%
20380004 534000 OperatSupp	5.88	9.44	1,826.50	50.00	50.00	750.00	1400.0%
20380004 534001 Raw Food	12,090.39	17,598.76	14,665.94	16,527.57	21,000.00	15,048.00	-28.3%
20380004 534002 Dairy Prod	2,195.21	3,182.37	3,430.66	2,527.16	3,500.00	3,490.83	-.3%
20380004 534003 Meal Site	152.32	181.80	497.73	271.74	650.00	.00	-100.0%
20380004 534004 Paper Supp	6,710.73	7,972.16	6,744.73	7,850.10	9,000.00	6,810.00	-24.3%
20380004 534005 Meal Purch	49,133.78	61,379.31	67,081.49	45,969.22	75,238.00	69,094.00	-13.8%
20380004 535001 Fuel	977.25	484.76	699.24	650.00	650.00	700.00	7.7%
20380004 539000 OtherSupps	295.82	511.26	399.23	50.00	50.00	.00	-100.0%
20380004 551001 VehicleIns	1,583.16	1,770.91	366.56	435.13	2,600.00	828.00	-68.2%
20380004 551002 Liab Ins	9,655.20	10,156.36	12,062.92	12,289.52	15,000.00	12,535.00	-16.4%
20380004 551003 Prop Ins	41.20	47.80	64.92	58.24	55.00	62.32	13.3%
20380004 551006 Vol Insur	499.36	499.36	499.36	244.00	500.00	250.00	-50.0%
20380004 553050 Bldg Rent	5,465.47	6,698.09	8,069.69	10,463.30	13,650.00	11,670.00	20.9%
20380004 581001 CO FurnEq	12,045.74	.00	4,221.85	.00	.00	2,370.26	.0%
20380004 590000 IndirectCo	63,324.60	26,904.00	25,147.00	.00	.00	.00	.0%
TOTAL Congregate	94,243.33	67,341.20	73,454.81	80,946.56	88,706.36	79,039.37	-6.2%
20380006 Home Delivered							
20380006 435600 HDM NPE	-9,702.00	-9,702.00	-9,702.00	.00	-9,702.00	-9,702.00	.0%
20380006 435648 HmDelMls	-80,727.00	-94,099.00	-101,763.00	-61,026.00	-88,550.00	-56,175.00	-36.6%
20380006 435650 HmDelMlsNS	-41,428.00	-19,024.00	-20,610.00	-13,828.00	-20,610.00	-6,912.00	-66.5%
20380006 466000 HumServFee	-144,628.92	-131,522.63	-135,894.40	-95,079.00	-137,000.00	.00	.0%
20380006 466100 RefRecHS	-81,227.63	-54,286.55	-41,840.70	-20,938.31	-43,350.00	.00	.0%
20380006 485000 Donations	-7,034.50	-4,541.00	-39,780.84	-2,738.70	-4,000.00	-4,500.00	12.5%
20380006 485100 Contribute	.00	.00	.00	.00	.00	-136,000.00	.0%
20380006 510000 FTSalaries	219,949.46	203,597.98	217,550.51	156,855.80	257,599.67	249,720.00	-3.1%
20380006 510002 Overtime	.00	14.18	.00	.00	.00	.00	.0%
20380006 510003 NonProdPay	619.63	12,117.18	18,991.46	12,742.99	15,000.00	.00	.0%
20380006 510004 TermPay	.00	.00	.00	.00	.00	.00	.0%
20380006 510036 SL Buyback	165.07	.00	686.26	.00	.00	1,477.00	.0%
20380006 512000 Extra Hire	38,072.98	23,157.85	28,351.37	20,912.80	28,843.08	28,465.00	-1.3%
20380006 514000 PerDiStip	1,371.00	799.00	471.00	279.00	400.00	500.00	25.0%
20380006 515001 Soc Sec	17,560.80	17,788.69	19,807.52	14,012.62	23,030.23	21,280.00	-7.6%
20380006 515002 Retirement	8,719.69	9,827.32	11,265.87	8,188.09	12,852.54	12,133.42	-5.6%
20380006 515003 Health Ins	32,262.68	30,886.19	43,166.26	36,674.73	54,882.00	26,733.15	-51.3%
20380006 515004 Life Ins	66.94	57.92	64.06	60.80	110.00	85.93	-21.9%
20380006 515005 Disability	290.89	275.98	325.06	208.92	346.00	294.17	-15.0%
20380006 515006 AD&D	9.94	8.44	8.16	7.15	16.82	10.40	-38.2%
20380006 515007 Unemploy	297.00	.00	.00	.00	.00	.00	.0%
20380006 515008 Wrkr Comp	1,388.00	2,345.42	1,624.43	2,230.90	2,125.00	2,663.74	25.4%
20380006 521000 Cont Serv	.00	.00	48.00	.00	.00	.00	.0%
20380006 521002 Attorney	.00	.00	.00	.00	200.00	.00	.0%

NEXT YEAR BUDGET HISTORICAL COMPARISON

PROJECTION: 20271 2027 Operating Budget FOR PERIOD 99

ACCOUNTS FOR:

ADRC	PRIOR FY3 ACTUALS	PRIOR FY2 ACTUALS	LAST FY1 ACTUALS	CY ACTUALS	CY REV BUDGET	PROJECTION LEVEL 3	PCT CHANGE
20380006 522001 Utilities	.00	.00	.00	.00	.00	850.00	.0%
20380006 522004 PhoneInter	2,846.79	3,131.90	2,822.03	2,285.74	3,224.00	3,100.00	-3.8%
20380006 524002 Veh Maint	2,272.83	5,742.51	3,079.71	2,657.54	3,800.00	3,167.26	-16.7%
20380006 524003 SmEqupMain	2,296.40	3,228.07	3,527.54	3,060.14	4,600.00	3,800.00	46.2%
20380006 529008 BackChecks	.00	.00	.00	90.50	100.00	100.00	.0%
20380006 531000 OfficeSupp	135.79	197.25	81.43	8.39	250.00	100.00	-60.0%
20380006 531001 Postage	573.99	592.60	649.86	502.93	400.00	650.00	62.5%
20380006 531002 Print/Copy	.00	.00	.00	.00	.00	.00	.0%
20380006 532005 Memb Dues	37.50	440.00	440.00	440.00	440.00	470.00	6.8%
20380006 532007 Outreach	1,803.14	240.00	206.40	611.34	800.00	300.00	-62.5%
20380006 533000 MilageTrav	8,303.52	6,394.92	3,951.32	4,475.63	6,400.00	6,069.00	-5.2%
20380006 533002 RegFeeTuit	257.50	246.60	262.90	134.50	250.00	275.00	10.0%
20380006 533005 Meals	5,741.13	31.50	23.20	27.49	50.00	25.00	-50.0%
20380006 533006 Lodging	90.00	98.00	98.00	98.00	150.00	120.00	-20.0%
20380006 534000 OperatSupp	399.26	35.47	10,050.48	350.00	350.00	1,170.00	234.3%
20380006 534001 Raw Food	45,712.03	43,621.38	50,075.17	32,804.91	48,000.00	44,813.00	-6.6%
20380006 534002 Dairy Prod	9,861.64	7,609.71	10,116.77	5,006.86	7,900.00	9,001.00	13.9%
20380006 534003 Meal Site	476.80	518.84	1,626.21	679.61	1,044.00	.00	-100.0%
20380006 534004 Paper Supp	35,500.32	28,596.96	22,650.46	24,615.21	29,000.00	22,797.00	-21.4%
20380006 534005 Meal Purch	286,847.66	262,682.44	264,126.99	178,991.91	276,128.00	243,486.00	-13.8%
20380006 535001 Fuel	5,990.00	5,967.19	5,345.94	4,330.46	6,000.00	5,700.00	-5.0%
20380006 539000 OtherSupps	1,162.58	1,268.88	715.10	95.83	100.00	.00	.0%
20380006 551001 VehicleIns	.00	.00	2,452.16	2,863.16	3,000.00	2,772.00	-7.6%
20380006 551002 Liab Ins	704.88	885.48	773.55	1,123.91	750.00	1,125.00	50.0%
20380006 551003 Prop Ins	.00	.00	.00	.00	.00	.00	.0%
20380006 551006 Vol Insur	.00	.00	.00	.00	250.00	250.00	.0%
20380006 553050 Bldg Rent	14,043.72	12,599.27	12,775.07	11,811.14	13,649.00	13,000.00	34.7%
20380006 581001 CO FurnEq	12,045.74	-9,992.00	6,374.86	.00	.00	700.00	.0%
20380006 590000 IndirectCo	91,112.16	102,236.04	91,232.00	.00	.00	.00	.0%
TOTAL Home Delivered	484,241.41	464,073.98	486,226.17	335,628.99	498,828.34	493,914.07	-1.0%
20380010 Health Promotions							
20380010 435600 HlthPrIIID	-898.00	-12,078.00	-2,680.00	-124.00	-4,907.00	-4,212.00	-14.2%
20380010 485000 HPDonate	-80.00	-20.00	.00	.00	-100.00	-40.00	-60.0%
20380010 510000 FTSalaries	544.34	.00	.00	.00	.00	.00	.0%
20380010 510003 NonProdPay	.00	.00	.00	.00	.00	.00	.0%
20380010 510004 TermPay	.00	.00	.00	.00	.00	.00	.0%
20380010 515001 Soc Sec	37.90	.00	.00	.00	.00	.00	.0%
20380010 515002 Retirement	37.02	.00	.00	.00	.00	.00	.0%
20380010 515003 Health Ins	150.87	.00	.00	.00	.00	.00	.0%
20380010 515004 Life Ins	.18	.00	.00	.00	.00	.00	.0%
20380010 515005 Disability	1.42	.00	.00	.00	.00	.00	.0%
20380010 515006 AD&D	.02	.00	.00	.00	.00	.00	.0%
20380010 515008 Wrkr Comp	25.73	42.35	29.62	40.71	.00	48.62	.0%
20380010 521000 Cont Serv	.00	.00	3,014.75	.00	.00	2,000.00	.0%
20380010 531000 OfficeSupp	.00	.00	.00	.00	.00	.00	.0%
20380010 531001 Postage	.00	.00	.00	.00	.00	.00	.0%
20380010 532004 BrochNews	.00	.00	.00	.00	897.00	.00	.0%
20380010 532005 Memb Dues	.00	.00	.00	.00	.00	.00	.0%

NEXT YEAR BUDGET HISTORICAL COMPARISON

PROJECTION: 20271 2027 Operating Budget FOR PERIOD 99

ACCOUNTS FOR:

ADRC	PRIOR FY3 ACTUALS	PRIOR FY2 ACTUALS	LAST FY1 ACTUALS	CY ACTUALS	CY REV BUDGET	PROJECTION LEVEL 3	PCT CHANGE
20380010 532006 Advertise	.00	.00	.00	.00	.00	.00	.0%
20380010 532007 Outreach	275.00	.00	.00	.00	1,200.00	600.00	-50.0%
20380010 533000 MilageTrav	.00	.00	.00	.00	.00	.00	.0%
20380010 533001 Educ/Train	.00	1,743.74	.00	3,062.56	3,455.00	2,080.00	-39.8%
20380010 533002 RegFeeTuit	.00	.00	.00	.00	.00	.00	.0%
20380010 533005 Meals	.00	.00	.00	.00	.00	.00	.0%
20380010 539000 OtherSupps	1,175.00	.00	.00	.00	.00	.00	.0%
20380010 590000 IndirectCo	859.32	.00	579.00	.00	.00	.00	.0%
TOTAL Health Promotions	2,128.80	-10,311.91	943.37	2,979.27	545.00	476.62	-12.5%
20380012 Benefit Specialist							
20380012 435600 BenftGrant	.00	.00	.00	.00	.00	.00	.0%
20380012 466000 HumServFee	-71,522.92	-65,902.05	-83,044.66	.00	.00	.00	.0%
20380012 485000 Donations	.00	.00	.00	.00	.00	.00	.0%
20380012 510000 FTSalaries	51,340.72	50,908.71	42,315.93	.00	.00	.00	.0%
20380012 510002 Overtime	.00	.00	.00	.00	.00	.00	.0%
20380012 510003 NonProdPay	740.90	6,547.31	9,783.49	.00	.00	.00	.0%
20380012 510004 TermPay	.00	.00	.00	.00	.00	.00	.0%
20380012 510036 SL Buyback	.00	.00	.00	.00	.00	.00	.0%
20380012 512000 Extra Hire	.00	.00	.00	.00	.00	.00	.0%
20380012 515001 Soc Sec	3,817.05	4,185.92	3,756.65	.00	.00	.00	.0%
20380012 515002 Retirement	3,543.66	3,965.58	3,626.88	.00	.00	.00	.0%
20380012 515003 Health Ins	17,953.92	14,286.86	21,066.69	.00	.00	.00	.0%
20380012 515004 Life Ins	22.10	20.40	21.18	.00	.00	.00	.0%
20380012 515005 Disability	140.49	149.38	134.83	.00	.00	.00	.0%
20380012 515006 AD&D	3.25	3.00	3.13	.00	.00	.00	.0%
20380012 515007 Unemploy	.00	.00	.00	.00	.00	.00	.0%
20380012 515008 Wrkr Comp	536.53	906.86	628.79	.00	.00	.00	.0%
20380012 521000 Cont Serv	.00	.00	.00	.00	.00	.00	.0%
20380012 521002 Attorney	.00	.00	.00	.00	.00	.00	.0%
20380012 522004 PhoneInter	227.55	228.17	230.18	.00	.00	.00	.0%
20380012 524003 SmEqupMain	.00	.00	.00	.00	.00	.00	.0%
20380012 531000 OfficeSupp	.00	.00	8.99	.00	.00	.00	.0%
20380012 531001 Postage	440.38	501.14	712.67	.00	.00	.00	.0%
20380012 531002 Print/Copy	.00	.00	.00	.00	.00	.00	.0%
20380012 532001 LegalPubs	.00	.00	.00	.00	.00	.00	.0%
20380012 532005 Memb Dues	35.00	35.00	35.00	.00	.00	.00	.0%
20380012 532007 Outreach	.00	.00	.00	.00	.00	.00	.0%
20380012 533000 MilageTrav	809.08	522.24	367.99	.00	.00	.00	.0%
20380012 533002 RegFeeTuit	155.00	165.00	15.00	.00	.00	.00	.0%
20380012 533005 Meals	45.00	17.70	.00	.00	.00	.00	.0%
20380012 533006 Lodging	254.00	78.97	.00	.00	.00	.00	.0%
20380012 539000 OtherSupps	.00	.00	.00	.00	.00	.00	.0%
20380012 551002 Liab Ins	727.52	765.28	900.64	.00	.00	.00	.0%
20380012 553050 Bldg Rent	1,124.24	1,112.88	1,273.88	.00	.00	.00	.0%
20380012 590000 IndirectCo	11,601.12	10,761.96	11,290.00	.00	.00	.00	.0%
TOTAL Benefit Specialist	21,994.59	29,260.31	13,127.26	.00	.00	.00	-100.0%

NEXT YEAR BUDGET HISTORICAL COMPARISON

PROJECTION: 20271 2027 Operating Budget FOR PERIOD 99

ACCOUNTS FOR:

ADRC	PRIOR FY3 ACTUALS	PRIOR FY2 ACTUALS	LAST FY1 ACTUALS	CY ACTUALS	CY REV BUDGET	PROJECTION LEVEL 3	PCT CHANGE
20380014 Dept of Transp Vehicle							
20380014 524002 Veh Maint	.00	.00	.00	.00	.00	.00	.0%
20380014 539000 OtherSupps	.00	.00	.00	.00	.00	.00	.0%
20380014 581003 CO Vehicle	50,190.00	.00	.00	81,781.50	.00	.00	.0%
TOTAL Dept of Transp Vehicle	50,190.00	.00	.00	81,781.50	.00	.00	.0%
20380016 Bus							
20380016 435600 BusDOT8521	-45,778.00	-45,778.00	-45,778.00	-44,568.00	-44,568.00	-36,000.00	-19.2%
20380016 466000 HumServFee	-9,100.83	-1,977.77	-2,173.74	-198.00	-2,500.00	-339.00	-86.4%
20380016 466010 Bus Fares	.00	.00	-12.68	-1,173.68	.00	-1,522.00	.0%
20380016 510000 FTSalaries	13,988.45	27,783.66	27,519.41	19,001.93	28,867.00	28,765.00	-.4%
20380016 510002 Overtime	.00	.00	.00	.00	.00	.00	.0%
20380016 510003 NonProdPay	212.63	395.81	232.28	.00	.00	.00	.0%
20380016 510004 TermPay	.00	.00	.00	.00	.00	.00	.0%
20380016 510036 SL Buyback	.00	.00	.00	.00	.00	.00	.0%
20380016 512000 Extra Hire	11,003.33	.00	202.30	.00	2,778.00	430.00	-84.5%
20380016 515001 Soc Sec	1,928.17	2,155.60	2,138.32	1,453.36	2,341.38	2,235.00	-4.5%
20380016 515002 Retirement	515.03	567.54	365.79	165.27	339.00	273.55	-19.3%
20380016 515003 Health Ins	47.74	11.35	575.80	23.85	483.00	557.78	15.5%
20380016 515004 Life Ins	4.14	3.30	1.83	1.23	2.00	4.75	137.5%
20380016 515005 Disability	20.35	21.40	13.67	5.38	11.00	8.81	-19.9%
20380016 515006 AD&D	.59	.49	.27	.14	.12	.24	100.0%
20380016 515008 Wrkr Comp	366.24	618.29	428.56	588.60	430.00	714.55	66.2%
20380016 515009 EmpMedExp	.00	.00	.00	.00	.00	.00	.0%
20380016 521002 Attorney	.00	.00	.00	.00	14.00	.00	.0%
20380016 521007 DrugScreen	.00	.00	.00	.00	.00	100.00	.0%
20380016 522004 PhoneInter	704.50	722.43	695.47	470.98	740.00	740.00	.0%
20380016 524002 Veh Maint	717.38	887.86	2,692.01	331.59	1,200.00	2,433.23	102.8%
20380016 529008 BackChecks	.00	.00	.00	.00	.00	10.00	.0%
20380016 531000 OfficeSupp	.00	.00	.00	.00	20.00	20.00	.0%
20380016 531001 Postage	.00	.00	39.96	19.98	19.98	20.00	.0%
20380016 531002 Print/Copy	.00	.00	.00	.00	.00	.00	.0%
20380016 532005 Memb Dues	.00	.00	.00	.00	.00	.00	.0%
20380016 532006 Advertise	.00	.00	.00	.00	.00	.00	.0%
20380016 532007 Outreach	147.75	.00	.00	.00	980.02	480.00	-52.0%
20380016 533000 MilageTrav	.00	16.75	.00	.00	50.00	50.00	.0%
20380016 533002 RegFeeTuit	.00	.00	.00	.00	50.00	50.00	.0%
20380016 533005 Meals	.00	.00	.00	.00	20.00	20.00	.0%
20380016 533006 Lodging	.00	.00	.00	.00	.00	.00	.0%
20380016 535001 Fuel	6,924.68	5,638.88	5,859.61	3,941.15	6,734.00	6,000.00	-10.9%
20380016 539000 OtherSupps	609.92	1,396.31	342.55	.00	100.00	100.00	.0%
20380016 551001 VehicleIns	3,025.17	2,703.26	733.16	870.22	2,850.00	750.00	-73.7%
20380016 551002 Liab Ins	1,055.78	1,739.88	1,060.76	1,078.72	1,400.00	1,400.00	.0%
20380016 551005 LegalIns	.00	.00	.00	.00	.00	.00	.0%
20380016 553050 Bldg Rent	281.08	278.22	318.48	273.88	280.00	280.00	.0%
20380016 581003 CO Vehicle	.00	.00	.00	.00	.00	.00	.0%
20380016 590000 IndirectCo	7,642.08	5,379.96	5,553.00	.00	.00	.00	.0%

NEXT YEAR BUDGET HISTORICAL COMPARISON

PROJECTION: 20271 2027 Operating Budget FOR PERIOD 99

ACCOUNTS FOR:

ADRC	PRIOR FY3 ACTUALS	PRIOR FY2 ACTUALS	LAST FY1 ACTUALS	CY ACTUALS	CY REV BUDGET	PROJECTION LEVEL 3	PCT CHANGE
TOTAL Bus	-5,683.82	2,565.22	808.81	-17,713.40	2,641.50	7,581.91	187.0%
20380018 Specialized Transport							
20380018 435600 SpTransDOT	-22,165.00	-21,148.00	-8,247.00	-7,209.00	-7,209.00	-6,823.00	-5.4%
20380018 466000 HumServFee	-11,942.48	-20,688.12	-14,602.02	-866.82	-11,000.00	-1,525.00	-86.1%
20380018 466010 SpTr Fares	.00	.00	.00	-3,093.76	.00	-2,200.00	.0%
20380018 510000 FTSalaries	3,462.42	1,217.92	1,237.43	1,266.74	1,954.00	1,945.00	-.5%
20380018 510003 NonProdPay	.00	.00	.00	.00	.00	.00	.0%
20380018 510004 TermPay	.00	.00	.00	.00	.00	.00	.0%
20380018 510036 SL Buyback	.00	.00	.00	.00	.00	.00	.0%
20380018 512000 Extra Hire	5,690.12	9,473.99	6,818.69	3,079.86	10,624.00	6,635.00	-37.5%
20380018 515001 Soc Sec	700.25	817.86	616.25	332.50	961.00	650.00	-32.4%
20380018 515002 Retirement	235.50	378.15	294.64	130.92	141.00	141.02	.0%
20380018 515003 Health Ins	23.79	9.08	560.46	17.22	88.12	191.67	117.5%
20380018 515004 Life Ins	1.80	.44	.45	.58	.77	.89	15.6%
20380018 515005 Disability	9.38	3.17	3.27	3.02	4.00	4.54	13.5%
20380018 515006 AD&D	.26	.05	.06	.08	.11	.11	.0%
20380018 515008 Wrkr Comp	133.82	225.78	156.37	214.66	180.00	256.36	42.4%
20380018 515009 EmpMedExp	.00	.00	.00	.00	.00	.00	.0%
20380018 522004 PhoneInter	20.93	.00	.00	.00	.00	.00	.0%
20380018 524002 Veh Maint	62.40	74.61	855.49	265.35	800.00	439.64	-45.0%
20380018 531001 Postage	4.29	15.83	10.90	22.48	5.00	25.00	400.0%
20380018 533002 RegFeeTuit	.00	.00	.00	.00	20.00	.00	.0%
20380018 535001 Fuel	842.08	1,998.58	1,360.48	502.55	900.00	1,350.00	50.0%
20380018 539000 OtherSupps	7,654.78	1,065.57	89.50	.00	65.00	50.00	-23.1%
20380018 551001 VehicleIns	912.67	1,145.78	1,030.36	1,220.14	1,376.00	1,200.00	-12.8%
20380018 551002 Liab Ins	245.76	258.52	746.24	847.24	830.00	800.00	-3.6%
20380018 551005 LegalIns	.00	.00	.00	.00	.00	.00	.0%
20380018 553050 Bldg Rent	281.07	278.23	318.47	273.87	260.00	280.00	7.7%
20380018 590000 IndirectCo	5,647.08	.00	3,106.00	.00	.00	.00	.0%
TOTAL Specialized Transport	-8,179.08	-24,872.56	-5,643.96	-2,992.37	.00	3,421.23	.0%
20380020 Taxi							
20380020 435652 TxiDOT5311	-38,058.43	-24,657.80	-60,434.72	-10,642.00	-42,525.00	-40,288.00	-5.3%
20380020 435653 TxiDOT8521	-24,804.00	-23,976.00	-24,626.00	-19,053.00	-19,052.88	-21,194.00	11.2%
20380020 466000 HumServFee	-8,850.26	-9,945.96	-10,354.03	-2,194.46	-9,800.00	-3,761.00	-61.6%
20380020 466010 Fares	.00	.00	-529.60	-3,923.90	.00	-4,707.00	.0%
20380020 473000 Intrg Chrg	-6,700.00	-6,700.00	-6,700.00	-1,300.00	-6,700.00	-6,700.00	.0%
20380020 510000 FTSalaries	31,492.67	32,831.94	34,417.44	27,272.67	36,377.00	42,185.00	16.0%
20380020 510002 Overtime	.00	.00	.00	.00	.00	.00	.0%
20380020 510003 NonProdPay	212.52	4,847.13	6,806.18	4,091.40	5,000.00	.00	.0%
20380020 510004 TermPay	.00	.00	.00	.00	.00	.00	.0%
20380020 510036 SL Buyback	469.32	571.93	.00	.00	500.00	.00	.0%
20380020 512000 Extra Hire	290.33	2,630.22	4,936.13	2,134.97	2,982.78	2,133.00	-28.5%
20380020 515001 Soc Sec	1,957.28	2,535.38	3,251.35	2,321.65	3,389.12	3,390.00	.0%
20380020 515002 Retirement	2,189.52	2,795.59	3,195.97	2,411.88	2,979.00	3,058.35	2.7%
20380020 515003 Health Ins	17,340.74	13,331.06	13,035.65	9,779.66	12,902.75	15,383.16	19.2%
20380020 515004 Life Ins	22.71	21.12	22.08	22.83	30.53	30.57	.1%

NEXT YEAR BUDGET HISTORICAL COMPARISON

PROJECTION: 20271 2027 Operating Budget FOR PERIOD 99

ACCOUNTS FOR:

ADRC	PRIOR FY3 ACTUALS	PRIOR FY2 ACTUALS	LAST FY1 ACTUALS	CY ACTUALS	CY REV BUDGET	PROJECTION LEVEL 3	PCT CHANGE
20380020 515005 Disability	85.61	97.43	106.21	72.98	96.61	98.75	2.2%
20380020 515006 AD&D	3.33	3.12	3.27	2.71	4.68	3.70	-20.9%
20380020 515007 Unemploy	.00	.00	.00	.00	.00	.00	.0%
20380020 515008 Wrkr Comp	317.27	535.39	371.08	509.60	380.00	608.48	60.1%
20380020 515009 EmpMedExp	.00	.00	.00	.00	.00	.00	.0%
20380020 521002 Attorney	.00	.00	79.00	200.00	500.00	.00	.0%
20380020 521007 DrugScreen	.00	.00	.00	.00	.00	400.00	.0%
20380020 522004 PhoneInter	1,553.71	1,683.34	1,707.87	1,657.01	1,750.10	1,915.60	9.5%
20380020 524002 Veh Maint	4,428.56	7,254.24	3,424.50	754.08	2,800.00	1,334.52	-52.3%
20380020 529008 BackChecks	.00	.00	.00	.00	.00	.00	.0%
20380020 531000 OfficeSupp	.00	.00	.00	21.98	50.00	25.00	-50.0%
20380020 531001 Postage	1.20	.97	.00	.00	10.00	10.00	.0%
20380020 531002 Print/Copy	.00	.00	.00	.00	.00	.00	.0%
20380020 532005 Memb Dues	200.00	230.00	255.00	300.00	300.00	340.00	33.3%
20380020 532006 Advertise	.00	.00	.00	.00	.00	.00	.0%
20380020 532007 Outreach	275.00	695.62	3.37	.00	3,022.31	.00	.0%
20380020 533000 MilageTrav	.00	67.00	.00	.00	50.00	50.00	.0%
20380020 533002 RegFeeTuit	.00	.00	55.00	.00	50.00	.00	.0%
20380020 533005 Meals	.00	.00	.00	.00	20.00	20.00	.0%
20380020 533006 Lodging	.00	.00	.00	.00	.00	.00	.0%
20380020 535001 Fuel	2,904.54	2,335.56	2,758.65	2,131.73	2,948.00	3,200.00	8.5%
20380020 539000 OtherSupps	246.63	572.35	607.86	.00	50.00	.00	.0%
20380020 551001 VehicleIns	762.67	885.48	733.16	870.22	950.00	950.00	.0%
20380020 551002 Liab Ins	493.12	518.72	831.44	889.72	675.00	920.00	36.3%
20380020 551005 LegalIns	.00	.00	.00	.00	.00	.00	.0%
20380020 553050 Bldg Rent	281.08	278.23	318.48	273.88	260.00	280.00	7.7%
20380020 581003 CO Vehicle	.00	.00	.00	.00	.00	.00	.0%
20380020 590000 IndirectCo	11,693.28	10,761.96	9,350.00	.00	.00	.00	.0%
TOTAL Taxi	-1,191.60	20,204.02	-16,374.66	18,605.61	.00	-313.87	.0%
20380022 TRIPS (volunteer drivers)							
20380022 435600 TRIPS DOT	-39,839.00	-37,407.00	-50,000.00	-57,543.00	-56,536.00	-58,373.00	3.2%
20380022 466000 HumServFee	-48,628.99	-45,161.13	-41,939.08	-10,339.67	-45,000.00	-16,402.00	-63.6%
20380022 466010 Fares	.00	.00	-2,543.90	-12,731.47	.00	-19,710.00	.0%
20380022 510000 FTSalaries	22,192.49	31,063.60	34,504.52	29,548.02	41,637.32	45,385.00	9.0%
20380022 510003 NonProdPay	324.00	5,074.55	7,731.69	5,658.68	5,500.00	.00	.0%
20380022 510004 TermPay	.00	.00	.00	.00	.00	.00	.0%
20380022 510036 SL Buyback	749.25	.00	454.30	.00	200.00	534.80	167.4%
20380022 515001 Soc Sec	1,779.78	2,764.14	3,265.57	2,693.14	3,601.29	3,470.00	-3.6%
20380022 515002 Retirement	1,584.04	2,494.27	2,972.55	2,534.92	3,393.89	3,290.33	-3.1%
20380022 515003 Health Ins	23.79	20.43	580.90	2.65	88.00	191.67	117.8%
20380022 515004 Life Ins	11.66	15.18	16.90	18.49	24.89	23.10	-7.2%
20380022 515005 Disability	60.29	94.06	109.29	82.30	110.00	105.04	-4.5%
20380022 515006 AD&D	1.74	2.31	2.52	2.09	4.00	3.68	-8.0%
20380022 515008 Wrkr Comp	173.30	293.01	203.06	278.89	175.00	332.97	90.3%
20380022 521002 Attorney	.00	.00	.00	.00	.00	.00	.0%
20380022 522004 PhoneInter	1,516.98	1,521.10	1,534.51	921.02	1,715.00	1,250.00	-27.1%
20380022 529008 BackChecks	.00	.00	.00	10.50	15.00	30.00	.0%
20380022 531000 Office Exp	.00	.00	.00	3,200.00	3,220.00	3,600.00	11.8%

NEXT YEAR BUDGET HISTORICAL COMPARISON

PROJECTION: 20271 2027 Operating Budget FOR PERIOD 99

ACCOUNTS FOR:

ADRC	PRIOR FY3 ACTUALS	PRIOR FY2 ACTUALS	LAST FY1 ACTUALS	CY ACTUALS	CY REV BUDGET	PROJECTION LEVEL 3	PCT CHANGE
20380022 531001 Postage	263.59	361.48	385.45	270.70	380.00	400.00	5.3%
20380022 531002 Print/Copy	.00	.00	.00	.00	.00	.00	.0%
20380022 532005 Memb Dues	.00	.00	.00	.00	.00	.00	.0%
20380022 532006 Advertise	.00	.00	.00	.00	.00	.00	.0%
20380022 533000 MilageTrav	61,512.09	54,361.91	50,180.89	39,312.70	59,602.00	49,902.03	-16.3%
20380022 533002 RegFeeTuit	.00	.00	.00	.00	.00	.00	.0%
20380022 533005 Meals	320.75	380.46	380.49	359.11	380.00	397.00	4.5%
20380022 539000 OtherSupps	3,100.00	3,237.68	3,239.00	7.00	10.00	10.00	-60.0%
20380022 551002 Liab Ins	245.76	258.52	304.20	309.36	245.00	330.00	34.7%
20380022 551006 Vol Insur	108.41	108.41	108.41	53.01	110.00	115.00	4.5%
20380022 553050 Bldg Rent	281.08	278.23	318.48	273.88	280.00	325.00	16.1%
20380022 590000 IndirectCo	14,363.40	.00	11,940.00	.00	.00	.00	.0%
TOTAL TRIPS (volunteer drive	20,144.41	19,761.21	23,749.75	4,922.32	19,155.39	15,210.62	-20.6%
20380023 Find Your Own Driver							
20380023 435600 St DHS SS	.00	.00	.00	.00	.00	-5,983.00	.0%
20380023 510000 FTSalaries	.00	.00	.00	.00	.00	3,460.00	.0%
20380023 510003 NonProdPay	.00	.00	.00	.00	.00	.00	.0%
20380023 515001 Soc Sec	.00	.00	.00	.00	.00	265.00	.0%
20380023 515002 Retirement	.00	.00	.00	.00	.00	250.85	.0%
20380023 515003 Health Ins	.00	.00	.00	.00	.00	.00	.0%
20380023 515004 Life Ins	.00	.00	.00	.00	.00	1.79	.0%
20380023 515005 Disability	.00	.00	.00	.00	.00	8.08	.0%
20380023 515006 AD&D	.00	.00	.00	.00	.00	.22	.0%
20380023 515008 Wrkr Comp	.00	.00	.00	.00	.00	.00	.0%
20380023 531000 OfficeSupp	.00	.00	.00	.00	.00	.00	.0%
20380023 531001 Postage	.00	.00	.00	.00	.00	.00	.0%
20380023 532006 AdvertRecr	.00	.00	.00	.00	.00	.00	.0%
20380023 532007 Outreach	.00	.00	.00	.00	.00	.00	.0%
20380023 533000 MilageTrav	.00	.00	.00	86.40	.00	2,000.00	.0%
20380023 551002 Liab Ins	.00	.00	.00	.00	.00	.00	.0%
TOTAL Find Your Own Driver	.00	.00	.00	86.40	.00	2.94	.0%
20380024 Family Caregivers							
20380024 435600 FamCarProg	-22,818.00	-36,576.00	-28,594.00	-5,023.00	-27,995.00	-24,275.00	-13.3%
20380024 485000 Donations	.00	.00	.00	.00	.00	.00	.0%
20380024 510000 FTSalaries	11,671.32	13,395.15	4,619.08	2,380.69	5,191.00	3,115.00	-40.0%
20380024 510002 Overtime	.00	.00	.00	.00	.00	.00	.0%
20380024 510003 NonProdPay	.00	.00	.00	.00	.00	.00	.0%
20380024 510004 TermPay	.00	.00	.00	.00	.00	.00	.0%
20380024 510036 SL Buyback	.00	.00	.00	.00	.00	.00	.0%
20380024 512000 Extra Hire	.00	.00	.00	.00	.00	.00	.0%
20380024 515001 Soc Sec	807.70	926.38	331.98	170.36	397.00	235.00	-40.8%
20380024 515002 Retirement	794.86	924.41	321.35	171.41	374.00	224.17	-40.1%
20380024 515003 Health Ins	3,331.54	3,656.55	2,295.58	678.25	1,633.00	1,131.69	-30.7%
20380024 515004 Life Ins	4.17	3.57	1.10	.86	2.00	1.43	-28.5%
20380024 515005 Disability	31.75	34.81	11.97	5.55	11.00	7.21	-34.5%

NEXT YEAR BUDGET HISTORICAL COMPARISON

PROJECTION: 20271 2027 Operating Budget FOR PERIOD 99

ACCOUNTS FOR:

ADRC	PRIOR FY3 ACTUALS	PRIOR FY2 ACTUALS	LAST FY1 ACTUALS	CY ACTUALS	CY REV BUDGET	PROJECTION LEVEL 3	PCT CHANGE
20380024 515006 AD&D	.62	.51	.16	.10	.32	.17	-46.9%
20380024 515008 Wrkr Comp	195.18	328.98	228.22	313.40	225.00	285.00	26.7%
20380024 521000 ProfSrvc	11,173.40	20,352.55	24,773.12	5,925.00	18,000.00	18,000.00	.0%
20380024 521007 SuplSrvc	.00	.00	.00	.00	.00	3,544.00	.0%
20380024 522004 PhoneInter	151.67	152.10	153.45	92.10	150.00	80.00	-46.7%
20380024 524003 SmEqupMain	.00	.00	.00	.00	.00	.00	.0%
20380024 531000 OfficeSupp	.00	.00	.00	.00	.00	.00	.0%
20380024 531001 Postage	24.76	22.66	44.24	10.28	40.00	45.00	12.5%
20380024 531002 Print/Copy	.00	.00	.00	.00	.00	.00	.0%
20380024 532005 Memb Dues	.00	.00	.00	.00	.00	.00	.0%
20380024 532006 Advertise	.00	.00	.00	.00	.00	.00	.0%
20380024 532007 Outreach	.00	.00	350.00	580.00	1,263.00	1,200.00	-5.0%
20380024 533000 MilageTrav	468.08	731.07	1,709.54	115.31	500.00	120.00	-76.0%
20380024 533001 Educ/Train	.00	.00	.00	.00	500.00	400.00	-20.0%
20380024 533002 RegFeeTuit	.00	.00	.00	.00	50.00	50.00	.0%
20380024 533005 Meals	.00	.00	.00	.00	20.00	20.00	.0%
20380024 533006 Lodging	.00	.00	.00	.00	.00	.00	.0%
20380024 539000 OtherSupps	2,764.74	4,049.00	2,414.70	458.57	3,000.00	50.00	-98.3%
20380024 551002 Liab Ins	245.76	258.52	304.20	309.36	260.00	325.00	25.0%
20380024 553050 Bldg Rent	499.68	494.65	566.19	487.06	260.00	550.00	111.5%
20380024 590000 IndirectCo	5,278.80	5,379.96	4,276.00	.00	.00	.00	.0%
TOTAL Family Caregivers	14,626.03	14,134.87	13,806.88	6,675.30	3,881.32	5,108.67	31.6%
20380026 Alz Family & Caregiver							
20380026 435600 CongMlslll	-27,820.00	-30,012.00	-24,362.00	-12,236.00	-28,008.00	-26,914.00	-3.9%
20380026 485000 Donations	.00	.00	.00	.00	.00	.00	.0%
20380026 510000 FTSalaries	2,569.61	2,531.64	2,607.18	1,783.45	1,679.00	2,765.00	64.7%
20380026 510002 Overtime	.00	.00	.00	.00	.00	.00	.0%
20380026 510003 NonProdPay	.00	.00	.00	.00	.00	.00	.0%
20380026 510004 TermPay	.00	.00	.00	.00	.00	.00	.0%
20380026 515001 Soc Sec	196.57	176.87	187.32	127.32	205.00	210.00	2.4%
20380026 515002 Retirement	174.73	174.72	181.49	128.41	193.00	198.10	2.6%
20380026 515003 Health Ins	841.41	627.44	1,222.45	525.64	950.00	1,005.95	5.9%
20380026 515004 Life Ins	1.73	.80	.81	.64	1.32	1.13	-14.4%
20380026 515005 Disability	6.69	6.62	6.75	4.15	6.56	6.39	-2.6%
20380026 515006 AD&D	.25	.12	.11	.08	.18	.14	-22.2%
20380026 515008 Wrkr Comp	.00	.00	.00	.00	353.94	289.00	-18.3%
20380026 521000 ProfSrvc	6,294.00	16,038.00	17,186.45	18,485.74	20,997.00	20,050.00	-10.1%
20380026 521007 SuplSrvc	.00	.00	.00	.00	.00	1,956.86	.0%
20380026 522004 PhoneInter	.00	.00	.00	.00	.00	80.00	.0%
20380026 531000 OfficeSupp	.00	.00	.00	.00	.00	.00	.0%
20380026 531001 Postage	9.84	13.53	30.02	15.06	40.00	30.00	-25.0%
20380026 531002 Print/Copy	.00	.00	.00	.00	.00	.00	.0%
20380026 532006 Advertise	.00	.00	.00	.00	.00	.00	.0%
20380026 532007 Outreach	.00	.00	.00	200.00	200.00	200.00	.0%
20380026 533000 MilageTrav	383.97	252.11	856.94	107.52	225.00	150.00	-33.3%
20380026 539000 OtherSupps	14,833.61	5,368.93	2,082.89	1,947.16	3,157.00	.00	-100.0%
20380026 590000 IndirectCo	3,713.64	.00	3,162.00	.00	.00	.00	.0%

NEXT YEAR BUDGET HISTORICAL COMPARISON

PROJECTION: 20271 2027 Operating Budget FOR PERIOD 99

ACCOUNTS FOR:

ADRC	PRIOR FY3 ACTUALS	PRIOR FY2 ACTUALS	LAST FY1 ACTUALS	CY ACTUALS	CY REV BUDGET	PROJECTION LEVEL 3	PCT CHANGE
TOTAL Alz Family & Caregiver	1,206.05	-4,821.22	3,162.41	11,089.17	.00	28.57	.0%
20380030 Elderfest							
20380030 466000 HumServFee	-3,099.99	-4,123.50	-3,275.00	.00	-4,124.00	.00	-100.0%
20380030 532007 Outreach	200.00	.00	111.70	.00	.00	.00	.0%
20380030 534000 OperatSupp	.00	.00	.00	.00	.00	.00	.0%
20380030 539000 OtherSupps	247.74	.00	.00	.00	.00	.00	.0%
TOTAL Elderfest	-2,652.25	-4,123.50	-3,163.30	.00	-4,124.00	.00	-100.0%
20380050 ADRC Programs							
20380050 435600 ADRC State	-623,164.02	-645,228.88	-691,015.74	-507,577.00	-794,843.39	-861,142.00	8.3%
20380050 466000 Fees	.00	.00	.00	-3,090.00	-95,828.00	-4,124.00	.0%
20380050 485000 Donations	.00	.00	.00	.00	.00	.00	.0%
20380050 510000 FTSalaries	327,596.78	301,881.62	321,557.94	353,828.17	471,809.63	551,750.00	32.5%
20380050 510002 Overtime	.00	.00	.00	.00	.00	.00	.0%
20380050 510003 NonProdPay	3,063.31	58,298.63	57,116.04	52,609.24	58,000.00	.00	.0%
20380050 510004 TermPay	.00	.00	5,064.42	.00	.00	6,592.00	.0%
20380050 510036 SL Buyback	.00	430.62	590.42	.00	.00	692.10	.0%
20380050 512000 Extra Hire	11.52	.00	.00	.00	.00	.00	.0%
20380050 514002 Comm PD	2,920.00	2,230.00	3,375.00	.00	.00	.00	.0%
20380050 515001 Soc Sec	23,753.90	25,296.02	27,380.98	29,052.26	40,477.45	42,715.00	19.9%
20380050 515002 Retirement	22,460.30	24,890.02	26,397.88	29,263.69	38,146.29	40,003.84	19.2%
20380050 515003 Health Ins	113,309.13	98,283.57	116,593.51	89,911.03	153,223.30	137,407.60	4.6%
20380050 515004 Life Ins	128.16	122.74	122.67	181.30	242.79	245.74	15.5%
20380050 515005 Disability	886.00	936.27	979.20	941.85	1,190.57	1,286.15	15.9%
20380050 515006 AD&D	18.81	18.09	18.19	21.45	37.77	29.73	-10.5%
20380050 515008 Wrkr Comp	2,781.69	4,698.13	3,254.41	5,332.94	5,000.00	5,336.31	24.1%
20380050 521000 Cont Serv	12.99	403.85	385.25	847.05	900.00	1,000.00	66.7%
20380050 521002 Attorney	.00	.00	.00	.00	50.00	.00	.0%
20380050 522001 Utilities	.00	.00	.00	.00	.00	9,700.00	.0%
20380050 522004 PhoneInter	5,680.53	5,743.25	5,742.45	3,912.07	8,130.00	6,000.00	-26.8%
20380050 524003 SmEqupMain	.00	.00	.00	.00	.00	.00	.0%
20380050 531000 OfficeSupp	836.85	1,283.52	7,391.75	1,845.51	2,200.00	2,200.00	.0%
20380050 531001 Postage	1,055.28	1,254.45	1,666.64	1,383.43	3,050.00	1,800.00	-25.0%
20380050 531002 Print/Copy	2,639.07	2,998.08	3,201.72	1,343.17	3,200.00	3,200.00	.0%
20380050 532001 LegalPubs	.00	.00	96.50	98.50	2,500.00	.00	.0%
20380050 532005 Memb Dues	110.00	110.00	135.00	170.00	285.00	350.00	40.0%
20380050 532006 Advertise	.00	.00	.00	.00	.00	500.00	.0%
20380050 532007 Outreach	13,763.83	9,124.52	13,400.48	15,252.54	24,837.00	22,092.69	-12.8%
20380050 533000 MilageTrav	10,447.07	11,921.33	12,393.32	12,020.91	14,959.00	17,500.00	20.2%
20380050 533001 Educ/Train	148.00	.00	632.00	.00	.00	.00	.0%
20380050 533002 RegFeeTuit	479.00	250.00	125.00	1,285.00	1,800.00	2,500.00	56.3%
20380050 533005 Meals	108.69	164.91	198.72	422.02	550.00	800.53	60.1%
20380050 533006 Lodging	841.45	596.57	548.60	1,313.00	1,702.00	1,500.00	50.0%
20380050 539000 OtherSupps	1,379.53	1,112.52	162.05	.00	.00	300.00	.0%
20380050 551002 Liab Ins	3,204.40	3,370.72	3,966.80	4,949.96	4,200.00	4,600.00	35.3%
20380050 551003 Prop Ins	.00	.00	.00	.00	.00	4,600.00	.0%
20380050 553050 Bldg Rent	7,744.73	7,666.58	8,775.73	8,521.56	9,700.00	.00	.0%

NEXT YEAR BUDGET HISTORICAL COMPARISON

PROJECTION: 20271 2027 Operating Budget FOR PERIOD 99

ACCOUNTS FOR:

ADRC	PRIOR FY3 ACTUALS	PRIOR FY2 ACTUALS	LAST FY1 ACTUALS	CY ACTUALS	CY REV BUDGET	PROJECTION LEVEL 3	PCT CHANGE
20380050 581001 CO FurnEq	1,743.92	1,264.00	8,297.10	.00	5,700.00	.00	-100.0%
20380050 590000 IndirectCo	81,668.40	75,335.16	70,710.00	.00	45,285.39	.00	.0%
TOTAL ADRC Programs	5,629.32	-5,543.71	9,264.03	103,839.65	6,504.80	-564.31	-113.7%
TOTAL ADRC	-54,333.67	-285,781.61	-263,838.52	30,319.74	.00	.00	.0%
TOTAL ADRC	185,865.22	-285,781.61	-263,838.52	30,319.74	.00	.00	.0%

NEXT YEAR BUDGET HISTORICAL COMPARISON

PROJECTION: 20271 2027 Operating Budget FOR PERIOD 99

ACCOUNTS FOR:

Sales Tax	PRIOR FY3 ACTUALS	PRIOR FY2 ACTUALS	LAST FY1 ACTUALS	CY ACTUALS	CY REV BUDGET	PROJECTION LEVEL 3	PCT CHANGE
000 Non Departmental							
20400000 Sales Tax							
20400000 412200 Sales Tax	-5,067,399.68	-5,204,303.08	-5,628,676.42	-3,762,494.34	-5,500,000.00	-6,000,000.00	9.1%
20400000 493000 FndBal Usd	.00	.00	.00	.00	-500,000.00	.00	.0%
20400000 592100 TrtoGen	4,702,196.04	5,300,000.04	5,250,000.00	4,500,000.00	6,000,000.00	6,000,000.00	.0%
TOTAL Sales Tax	-365,203.64	95,696.96	-378,676.42	737,505.66	.00	.00	.0%
TOTAL Non Departmental	-365,203.64	95,696.96	-378,676.42	737,505.66	.00	.00	.0%
TOTAL Sales Tax	-365,203.64	95,696.96	-378,676.42	737,505.66	.00	.00	.0%
000 Non Departmental							
20597001 Holiday Project							
20597001 485000 Donations	-115,541.33	-114,907.34	-100,638.78	-34,618.20	-120,000.00	-120,000.00	.0%
20597001 539000 OtherSupps	95,260.08	108,597.47	84,921.15	65,394.28	120,000.00	120,000.00	.0%
TOTAL Holiday Project	-20,281.25	-6,309.87	-15,717.63	30,776.08	.00	.00	.0%
TOTAL Non Departmental	-20,281.25	-6,309.87	-15,717.63	30,776.08	.00	.00	.0%
TOTAL Holiday Project	-20,281.25	-6,309.87	-15,717.63	30,776.08	.00	.00	.0%
000 Non Departmental							
20600000 Thrift Shop							
20600000 481000 Int on Inv	.00	.00	-327.23	-110.61	.00	.00	.0%
TOTAL Thrift Shop	.00	.00	-327.23	-110.61	.00	.00	.0%
20698001 Thrift Shop							
20698001 480100 Misc Rev	-86,317.02	-121,122.18	-172,400.00	-21,809.62	-120,000.00	.00	.0%
20698001 539000 OtherSupps	58,218.11	97,328.82	137,901.86	156,307.00	120,000.00	.00	.0%
TOTAL Thrift Shop	-28,098.91	-23,793.36	-34,498.14	134,497.38	.00	.00	.0%
TOTAL Non Departmental	-28,098.91	-23,793.36	-34,825.37	134,386.77	.00	.00	.0%
TOTAL Thrift Shop	-28,098.91	-23,793.36	-34,825.37	134,386.77	.00	.00	.0%
000 Non Departmental							
20700000 Opioid							
20700000 435600 St DHS SS	-61,255.91	-370,884.00	-139,388.25	-140,861.38	.00	.00	.0%
20700000 481000 Int on Inv	-1,127.06	-2,979.63	-4,091.24	-3,466.97	.00	.00	.0%
20700000 493000 FndBal Usd	.00	.00	.00	.00	-85,000.00	-85,000.00	.0%
20700000 539000 OtherSupps	3,000.00	40,000.00	18,675.00	38,150.00	85,000.00	85,000.00	.0%
TOTAL Opioid	-59,382.97	-333,863.63	-124,804.49	-106,178.35	.00	.00	.0%

NEXT YEAR BUDGET HISTORICAL COMPARISON

PROJECTION: 20271 2027 Operating Budget FOR PERIOD 99

ACCOUNTS FOR:

Opioid Settlement	PRIOR FY3 ACTUALS	PRIOR FY2 ACTUALS	LAST FY1 ACTUALS	CY ACTUALS	CY REV BUDGET	PROJECTION LEVEL 3	PCT CHANGE
TOTAL Non Departmental	-59,382.97	-333,863.63	-124,804.49	-106,178.35	.00	.00	.0%
TOTAL Opioid Settlement	-59,382.97	-333,863.63	-124,804.49	-106,178.35	.00	.00	.0%
000 Non Departmental							
20800000 Fiber Optic Loop							
20800000 465000 Public Chg	-675.00	.00	.00	-4,650.00	.00	.00	.0%
20800000 521000 Cont Serv	.00	.00	.00	.00	.00	.00	.0%
20800000 524001 Supp Agrmt	3,299.57	.00	.00	.00	.00	.00	.0%
20800000 539000 OtherSupps	.00	.00	.00	.00	.00	.00	.0%
TOTAL Fiber Optic Loop	2,624.57	.00	.00	-4,650.00	.00	.00	.0%
TOTAL Non Departmental	2,624.57	.00	.00	-4,650.00	.00	.00	.0%
TOTAL Fiber Optics	2,624.57	.00	.00	-4,650.00	.00	.00	.0%
000 Non Departmental							
30000000 Debt Service							
30000000 411100 PropTaxLev	-2,275,873.00	-3,221,595.00	-3,785,271.00	-3,365,000.00	-3,365,000.00	-6,932,021.00	106.0%
30000000 481002 IntDebtPro	.00	.00	.00	.00	.00	.00	.0%
30000000 491000 LTDProceed	.00	.00	.00	-7,400,000.00	.00	.00	.0%
30000000 491010 BondPrem	.00	.00	.00	-466,239.74	.00	.00	.0%
30000000 491200 NoteProcee	-859,042.76	.00	.00	.00	.00	.00	.0%
30000000 492100 GenFundTrn	.00	.00	.00	.00	.00	.00	.0%
30000000 492400 CapProjTrn	-779,625.00	.00	.00	.00	.00	.00	.0%
30000000 492600 TF Proprie	.00	.00	.00	.00	.00	.00	.0%
30000000 493000 FndBal Usd	.00	.00	.00	.00	.00	.00	.0%
30000000 561100 DebtPrinc	2,295,000.01	2,480,000.00	2,750,000.00	10,405,414.20	2,750,000.00	5,865,000.00	113.3%
30000000 561104 BndIssCost	.00	.00	.00	76,569.93	.00	.00	.0%
30000000 561105 BndRefund	.00	.00	.00	.00	.00	.00	.0%
30000000 562100 DebtIntrst	688,207.77	676,705.83	641,549.65	653,509.15	615,000.00	1,067,021.00	73.5%
30000000 592260 TrtoEnterp	.00	.00	.00	.00	.00	.00	.0%
30000000 592400 Tr to CapP	.00	.00	.00	.00	.00	.00	.0%
TOTAL Debt Service	-931,332.98	-64,889.17	-393,721.35	-95,746.46	.00	.00	.0%
TOTAL Non Departmental	-931,332.98	-64,889.17	-393,721.35	-95,746.46	.00	.00	.0%
TOTAL Debt Service	-931,332.98	-64,889.17	-393,721.35	-95,746.46	.00	.00	.0%
000 Non Departmental							
40000000 Capital Projects							
40000000 411100 PropTaxLev	-779,625.00	.00	.00	.00	.00	.00	.0%
40000000 480100 Misc Rev	-2,354,416.00	-5,207,955.00	-1,022,409.00	.00	.00	.00	.0%
40000000 481000 Int on Inv	-433,016.51	-463,419.80	-87,840.84	.00	.00	.00	.0%
40000000 481002 IntDebtPro	.00	.00	.00	.00	.00	.00	.0%
40000000 491000 LTDProceed	-1,350,000.00	-1,585,000.00	-6,540,957.24	.00	.00	.00	.0%
40000000 492100 GenFundTrn	.00	.00	.00	.00	.00	.00	.0%
40000000 492300 TR Debt	.00	.00	.00	.00	.00	.00	.0%

NEXT YEAR BUDGET HISTORICAL COMPARISON

PROJECTION: 20271 2027 Operating Budget FOR PERIOD 99

ACCOUNTS FOR:

Capital Projects	PRIOR FY3 ACTUALS	PRIOR FY2 ACTUALS	LAST FY1 ACTUALS	CY ACTUALS	CY REV BUDGET	PROJECTION LEVEL 3	PCT CHANGE
40000000 492600 TF Proprie	.00	.00	.00	.00	.00	.00	.0%
40000000 493000 FndBal Usd	.00	.00	.00	.00	-1,200,000.00	-4,240,000.00	253.3%
40000000 562100 DebtIntrst	.00	.00	.00	.00	.00	.00	.0%
40000000 581000 CapProj	845,834.41	4,332,726.32	1,329,972.88	69,579.18	72,342.00	.00	.0%
40000000 592100 TrtoGen	779,625.32	234,762.00	.00	.00	.00	.00	.0%
40000000 592260 TrtoEnterp	.00	1,350,000.00	2,165,442.00	540,581.00	540,581.00	3,850,000.00	612.2%
TOTAL Capital Projects	-3,291,597.78	-1,338,886.48	-4,155,792.20	610,160.18	-587,077.00	-390,000.00	-33.6%
TOTAL Non Departmental	-3,291,597.78	-1,338,886.48	-4,155,792.20	610,160.18	-587,077.00	-390,000.00	-33.6%

NEXT YEAR BUDGET HISTORICAL COMPARISON

PROJECTION: 20271 2027 Operating Budget FOR PERIOD 99

ACCOUNTS FOR:

Capital Projects	PRIOR FY3 ACTUALS	PRIOR FY2 ACTUALS	LAST FY1 ACTUALS	CY ACTUALS	CY REV BUDGET	PROJECTION LEVEL 3	PCT CHANGE
220 Facilities Maintenance							
40022000 Cap Proj/Cap Outlay Maintenanc							
40022000 581000 CapPrjMnt	.00	.00	.00	82,183.42	118,000.00	.00	.0%
TOTAL Cap Proj/Cap Outlay Ma	.00	.00	.00	82,183.42	118,000.00	.00	-100.0%
TOTAL Facilities Maintenance	.00	.00	.00	82,183.42	118,000.00	.00	-100.0%

NEXT YEAR BUDGET HISTORICAL COMPARISON

PROJECTION: 20271 2027 Operating Budget FOR PERIOD 99

ACCOUNTS FOR:

Capital Projects	PRIOR FY3 ACTUALS	PRIOR FY2 ACTUALS	LAST FY1 ACTUALS	CY ACTUALS	CY REV BUDGET	PROJECTION LEVEL 3	PCT CHANGE
240 Information Technology							
40024001 Cap Proj/Cap Outlay for IT							
40024001 581000 CapPrjIT	.00	.00	.00	86,650.47	94,077.00	.00	.0%
TOTAL Cap Proj/Cap Outlay fo	.00	.00	.00	86,650.47	94,077.00	.00	-100.0%
TOTAL Information Technology	.00	.00	.00	86,650.47	94,077.00	.00	-100.0%

NEXT YEAR BUDGET HISTORICAL COMPARISON

PROJECTION: 20271 2027 Operating Budget FOR PERIOD 99

ACCOUNTS FOR:

Capital Projects	PRIOR FY3 ACTUALS	PRIOR FY2 ACTUALS	LAST FY1 ACTUALS	CY ACTUALS	CY REV BUDGET	PROJECTION LEVEL 3	PCT CHANGE
400 Sheriff							
40040004 Capital Projects Law Enf							
40040004 581000 CapPrjSh	3,097,983.08	979,478.21	3,003,546.64	951,513.62	375,000.00	390,000.00	4.0%
TOTAL Capital Projects Law E	3,097,983.08	979,478.21	3,003,546.64	951,513.62	375,000.00	390,000.00	4.0%
TOTAL Sheriff	3,097,983.08	979,478.21	3,003,546.64	951,513.62	375,000.00	390,000.00	4.0%
TOTAL Capital Projects	-193,614.70	-359,408.27	-1,152,245.56	1,730,507.69	.00	.00	.0%

NEXT YEAR BUDGET HISTORICAL COMPARISON

PROJECTION: 20271 2027 Operating Budget FOR PERIOD 99

ACCOUNTS FOR:

Orchard Manor	PRIOR FY3 ACTUALS	PRIOR FY2 ACTUALS	LAST FY1 ACTUALS	CY ACTUALS	CY REV BUDGET	PROJECTION LEVEL 3	PCT CHANGE
000 Non Departmental							
60100000 Orchard Manor General							
60100000 483100 AsDsp Gain	.00	249.00	83,862.00	.00	.00	.00	.0%
60100000 510000 FTSalaries	171,880.43	.00	.00	.00	.00	.00	.0%
60100000 510036 SL Buyback	12,187.58	.00	.00	.00	.00	.00	.0%
TOTAL Orchard Manor General	184,068.01	249.00	83,862.00	.00	.00	.00	.0%
TOTAL Non Departmental	184,068.01	249.00	83,862.00	.00	.00	.00	.0%

NEXT YEAR BUDGET HISTORICAL COMPARISON

PROJECTION: 20271 2027 Operating Budget FOR PERIOD 99

ACCOUNTS FOR:

Orchard Manor	PRIOR FY3 ACTUALS	PRIOR FY2 ACTUALS	LAST FY1 ACTUALS	CY ACTUALS	CY REV BUDGET	PROJECTION LEVEL 3	PCT CHANGE
850 Orchard Manor							
60185000 OM SNF General							
60185000 411100 PropTaxLev	-87,138.00	-175,141.00	.00	.00	.00	.00	.0%
60185000 433001 FedCOVID	.00	.00	.00	.00	.00	.00	.0%
60185000 464111 SNF R&B	.00	.00	.00	.00	.00	-6,500,000.00	.0%
60185000 464115 ICF R&B	.00	.00	.00	.00	.00	-4,400,000.00	.0%
60185000 464220 PT	.00	.00	.00	.00	.00	-30,000.00	.0%
60185000 464230 OT	.00	.00	.00	.00	.00	-48,000.00	.0%
60185000 464240 ST	.00	.00	.00	.00	.00	-19,800.00	.0%
60185000 464320 Pharmacy	.00	.00	.00	.00	.00	-8,000.00	.0%
60185000 464350 Vaccines	.00	.00	.00	.00	.00	-5,000.00	.0%
60185000 464410 Med A Supp	.00	.00	.00	.00	.00	.00	.0%
60185000 464415 Oxygen	.00	.00	.00	.00	.00	.00	.0%
60185000 464510 Lab	.00	.00	.00	.00	.00	.00	.0%
60185000 464520 Radiology	.00	.00	.00	.00	.00	.00	.0%
60185000 464560 Imaging	.00	.00	.00	.00	.00	.00	.0%
60185000 464620 Travel	.00	.00	.00	.00	.00	-19,900.00	.0%
60185000 464650 Level I	.00	.00	.00	.00	.00	-350.00	.0%
60185000 464940 SP-IGT Med	.00	.00	.00	.00	.00	.00	.0%
60185000 480100 Misc Rev	-10,411,296.65	-9,655,115.18	-12,120,367.81	-8,433,953.56	-10,700,000.00	.00	-100.0%
60185000 481000 Int on Inv	-1,348.35	-823.32	-.74	.00	.00	.00	.0%
60185000 485000 Donations	.00	.00	.00	.00	-2,700.00	.00	.0%
60185000 492100 GenFundTrn	-307,708.00	-126,628.00	.00	.00	.00	.00	.0%
60185000 493000 FndBal Usd	.00	.00	.00	.00	-1,167,872.57	-2,692,629.87	130.6%
60185000 540000 Depn Exp	396,204.00	370,880.00	328,802.00	.00	.00	.00	.0%
60185000 561100 DebtServ	14,606.00	10,686.68	-4,765.68	346,800.00	346,800.00	.00	.0%
60185000 592100 TrtoGen	.00	.00	.00	.00	.00	.00	.0%
60185000 592260 TrToHWY	.00	.00	231,009.00	.00	.00	.00	.0%
TOTAL OM SNF General	-10,396,681.00	-9,576,140.82	-11,565,323.23	-8,087,153.56	-11,523,772.57	-13,723,679.87	19.1%
60185001 Nursing SNF							
60185001 510000 FTSalaries	8.00	22.25	.00	.00	.00	.00	.0%
60185001 510003 NonProdPay	.00	.00	.00	.00	.00	.00	.0%
60185001 510004 TermPay	.00	.00	.00	.00	.00	.00	.0%
60185001 515001 Soc Sec	.62	1.70	.00	.00	.00	.00	.0%
60185001 515002 Retirement	.00	.00	.00	.00	.00	.00	.0%
60185001 515003 Health Ins	.00	.00	.00	.00	.00	.00	.0%
60185001 515004 Life Ins	.00	.00	.00	.00	.00	.00	.0%
60185001 515005 Disability	.00	.00	.00	.00	.00	.00	.0%
60185001 515006 AD&D	.00	.00	.00	.00	.00	.00	.0%
60185001 515007 Unemploy	5,276.23	2,584.25	.00	.00	.00	.00	.0%
60185001 515009 EmpMedExp	1,380.00	1,879.00	368.80	120.05	168.71	210.00	24.5%
60185001 521000 Cont Serv	686,336.61	62,193.99	31,954.35	10,834.24	34,599.10	50,000.00	-2.2%
60185001 524003 SmEqupMain	530.00	5,402.93	.00	.00	.00	.00	.0%
60185001 533001 Educ/Train	1,766.38	13,039.16	4,162.00	3,098.62	13,253.81	11,000.00	-17.0%
60185001 533002 RegFeeTuit	5,500.10	2,261.41	2,114.91	916.38	2,577.66	2,000.00	-22.4%

NEXT YEAR BUDGET HISTORICAL COMPARISON

PROJECTION: 20271 2027 Operating Budget FOR PERIOD 99

ACCOUNTS FOR:

Orchard Manor	PRIOR FY3 ACTUALS	PRIOR FY2 ACTUALS	LAST FY1 ACTUALS	CY ACTUALS	CY REV BUDGET	PROJECTION LEVEL 3	PCT CHANGE
60185001 534000 OperatSupp	101,430.60	118,977.70	79,341.09	70,367.26	79,292.26	85,000.00	7.2%
60185001 534019 DurMedEqup	14,063.73	4,020.24	18,851.21	14,125.32	20,367.21	23,000.00	7.6%
60185001 534020 MedSupps	315.00	9,766.05	8,224.73	969.35	8,959.50	10,000.00	11.6%
60185001 534022 Upads	77,384.33	72,799.56	58,844.70	49,423.62	68,000.00	64,000.00	-5.9%
60185001 534025 ResidentPu	.00	2,921.47	343.32	286.11	440.28	500.00	185.3%
60185001 553051 Equip Rent	5,879.00	5,657.60	544.50	609.28	808.85	1,000.00	78.9%
TOTAL Nursing SNF	899,870.60	301,527.31	204,749.61	150,750.23	228,467.38	246,710.00	.5%
60185002 Nursing Assistants SNF							
60185002 510000 FTSalaries	1,049,990.72	1,785,880.47	1,890,581.84	1,236,839.16	1,850,000.00	1,690,000.00	-8.6%
60185002 510002 Overtime	202,308.42	230,304.65	171,280.84	70,929.82	180,000.00	95,000.00	-47.2%
60185002 510003 NonProdPay	6,506.14	121,784.54	177,244.68	99,529.79	180,000.00	.00	.0%
60185002 510004 TermPay	.00	2,938.42	2,135.81	5,454.13	3,200.00	3,200.00	.0%
60185002 510036 SL Buyback	3,155.29	4,647.63	3,208.88	.00	7,000.00	7,200.00	2.9%
60185002 515001 Soc Sec	95,506.81	158,625.08	164,647.44	103,921.16	151,350.00	155,000.00	2.4%
60185002 515002 Retirement	61,453.15	-78,505.41	245,840.61	75,592.10	121,200.00	125,000.00	3.1%
60185002 515003 Health Ins	250,049.57	282,126.13	464,089.68	279,239.37	539,000.00	365,500.00	-32.2%
60185002 515004 Life Ins	342.85	526.85	699.04	505.69	1,175.00	1,200.00	2.1%
60185002 515005 Disability	1,468.99	3,050.01	3,972.71	1,977.59	4,000.00	2,600.00	-35.0%
60185002 515006 AD&D	50.42	77.47	103.30	59.12	180.00	125.00	-30.6%
60185002 533005 Meals	.00	.00	.00	.00	.00	.00	.0%
TOTAL Nursing Assistants S	1,670,832.36	2,511,455.84	3,123,804.83	1,874,047.93	3,037,105.00	2,444,825.00	-19.5%
60185003 Registered Nurse SNF							
60185003 510000 FTSalaries	692,523.97	770,145.83	878,413.00	651,831.02	900,000.00	835,000.00	-7.2%
60185003 510002 Overtime	80,463.69	73,206.26	52,336.15	15,905.66	50,000.00	20,000.00	-60.0%
60185003 510003 NonProdPay	4,865.27	77,856.89	91,875.19	71,923.42	90,000.00	.00	.0%
60185003 510004 TermPay	.00	4,794.94	490.13	.00	.00	1,000.00	.0%
60185003 510036 SL Buyback	3,186.82	1,706.01	1,793.54	.00	2,600.00	.00	.0%
60185003 515001 Soc Sec	57,609.64	67,422.49	74,454.86	53,588.64	75,000.00	69,000.00	-8.0%
60185003 515002 Retirement	46,940.35	53,750.57	63,294.30	47,460.67	67,500.00	60,000.00	-11.1%
60185003 515003 Health Ins	138,339.53	143,786.01	196,667.64	136,384.89	227,750.00	175,000.00	-23.2%
60185003 515004 Life Ins	165.73	182.25	190.62	203.35	300.00	250.00	-16.7%
60185003 515005 Disability	1,482.71	1,846.18	1,926.62	1,362.72	1,900.00	2,000.00	5.3%
60185003 515006 AD&D	24.39	26.80	28.17	23.64	50.00	50.00	.0%
60185003 533005 Meals	.00	.00	.00	.00	.00	.00	.0%
TOTAL Registered Nurse SNF	1,025,602.10	1,194,724.23	1,361,470.22	978,684.01	1,415,100.00	1,162,300.00	-17.9%
60185004 Licensed Practical Nurse SNF							
60185004 510000 FTSalaries	279,025.07	220,207.23	319,996.62	118,232.46	315,000.00	160,000.00	-49.2%
60185004 510002 Overtime	29,758.69	22,695.09	20,477.17	2,254.71	23,000.00	2,500.00	-89.1%
60185004 510003 NonProdPay	1,519.76	23,507.52	27,610.80	17,389.59	25,000.00	.00	.0%
60185004 510004 TermPay	.00	.00	.00	.00	.00	1,000.00	.0%
60185004 510036 SL Buyback	2,254.52	1,474.92	2,381.79	.00	1,500.00	.00	.0%
60185004 515001 Soc Sec	22,761.73	20,018.41	27,499.27	9,891.13	20,500.00	13,500.00	-34.1%

NEXT YEAR BUDGET HISTORICAL COMPARISON

PROJECTION: 20271 2027 Operating Budget FOR PERIOD 99

ACCOUNTS FOR:

Orchard Manor	PRIOR FY3 ACTUALS	PRIOR FY2 ACTUALS	LAST FY1 ACTUALS	CY ACTUALS	CY REV BUDGET	PROJECTION LEVEL 3	PCT CHANGE
60185004 515002 Retirement	20,735.83	16,183.63	23,630.44	9,424.64	17,200.00	14,000.00	-18.6%
60185004 515003 Health Ins	71,189.78	28,137.85	56,739.23	41,883.26	61,400.00	55,000.00	-10.4%
60185004 515004 Life Ins	81.30	67.65	84.72	51.56	120.00	100.00	-16.7%
60185004 515005 Disability	497.17	497.91	656.54	257.41	575.00	500.00	-13.0%
60185004 515006 AD&D	11.96	9.95	12.52	6.02	20.00	20.00	.0%
60185004 533005 Meals	.00	.00	.00	.00	.00	.00	.0%
TOTAL Licensed Practical Nur	427,835.81	332,800.16	479,089.10	199,390.78	464,315.00	246,620.00	-46.9%
60185005 Pharmacy SNF							
60185005 521000 Cont Serv	.00	2,214.85	520.00	1,072.50	1,800.00	1,800.00	300.0%
60185005 534020 MedSupps	35,506.94	45,354.03	32,063.88	25,044.72	28,650.00	30,000.00	.0%
TOTAL Pharmacy SNF	35,506.94	47,568.88	32,583.88	26,117.22	30,450.00	31,800.00	4.4%
60185006 Lab SNF							
60185006 521000 Cont Serv	.00	.00	.00	.00	.00	.00	.0%
60185006 521008 Amb Servs	.00	.00	.00	.00	.00	.00	.0%
60185006 521086 Laboratory	1,112.73	866.85	305.45	459.33	460.62	1,000.00	117.1%
60185006 521131 MedImaging	719.01	262.51	94.12	1,762.90	2,620.63	1,000.00	729.0%
60185006 534020 MedSupps	.00	.00	.00	.00	.00	.00	.0%
TOTAL Lab SNF	1,831.74	1,129.36	399.57	2,222.23	3,081.25	2,000.00	244.1%
60185007 Speech Therapy SNF							
60185007 521000 Cont Serv	29,370.81	32,007.69	17,286.55	16,861.60	20,201.78	17,000.00	-4.0%
60185007 534000 OperatSupp	.00	.00	.00	.00	.00	.00	.0%
TOTAL Speech Therapy SNF	29,370.81	32,007.69	17,286.55	16,861.60	20,201.78	17,000.00	-4.0%
60185008 Physical Therapy SNF							
60185008 510000 FTSalaries	56,740.77	49,845.22	54,820.92	42,443.83	56,450.00	58,000.00	2.7%
60185008 510002 Overtime	73.74	92.34	.00	.00	.00	1,000.00	.0%
60185008 510003 NonProdPay	401.92	7,072.56	6,208.92	5,951.02	6,500.00	.00	.0%
60185008 510004 TermPay	.00	.00	.00	.00	.00	1,000.00	.0%
60185008 510036 SL Buyback	.00	.00	.00	.00	.00	2,000.00	.0%
60185008 515001 Soc Sec	3,609.61	3,988.81	4,275.17	3,404.57	4,850.00	4,500.00	-7.2%
60185008 515002 Retirement	3,488.23	3,934.87	4,247.52	3,484.43	4,550.00	4,700.00	3.3%
60185008 515003 Health Ins	20,680.24	15,522.48	20,907.37	13,643.87	22,500.00	20,000.00	-11.1%
60185008 515004 Life Ins	22.10	20.40	20.81	22.26	30.00	.00	.0%
60185008 515005 Disability	135.10	147.96	158.04	113.19	150.00	200.00	33.3%
60185008 515006 AD&D	3.25	3.00	3.08	2.62	5.00	10.00	100.0%
60185008 515007 Unemploy	.00	.00	.00	.00	.00	.00	.0%
60185008 515009 EmpMedExp	47.00	.00	.00	.00	.00	.00	.0%
60185008 521000 Cont Serv	60,230.20	59,173.18	53,077.00	43,710.52	59,469.42	68,000.00	14.3%
60185008 524003 SmEqupMain	247.50	165.00	868.74	450.46	852.19	200.00	-76.5%
60185008 533002 RegFeeTuit	.00	.00	1,336.81	89.82	102.09	200.00	95.9%

NEXT YEAR BUDGET HISTORICAL COMPARISON

PROJECTION: 20271 2027 Operating Budget FOR PERIOD 99

ACCOUNTS FOR:

Orchard Manor	PRIOR FY3 ACTUALS	PRIOR FY2 ACTUALS	LAST FY1 ACTUALS	CY ACTUALS	CY REV BUDGET	PROJECTION LEVEL 3	PCT CHANGE
60185008 534000 OperatSupp	5,664.76	2,701.04	4,033.21	2,914.09	4,413.21	10,000.00	126.6%
TOTAL Physical Therapy SNF	151,344.42	142,666.86	149,957.59	116,230.68	159,871.91	169,810.00	6.2%
60185009 Occupational Therapy SNF							
60185009 510000 FTSalaries	.00	.00	.00	.00	.00	.00	.0%
60185009 510002 Overtime	.00	.00	.00	.00	.00	.00	.0%
60185009 510003 NonProdPay	.00	.00	.00	.00	.00	.00	.0%
60185009 510004 TermPay	.00	.00	.00	.00	.00	.00	.0%
60185009 510036 SL Buyback	.00	.00	.00	.00	.00	.00	.0%
60185009 515001 Soc Sec	.00	.00	.00	.00	.00	.00	.0%
60185009 515002 Retirement	.00	.00	.00	.00	.00	.00	.0%
60185009 515003 Health Ins	.00	.00	.00	.00	.00	.00	.0%
60185009 515004 Life Ins	.00	.00	.00	.00	.00	.00	.0%
60185009 515005 Disability	.00	.00	.00	.00	.00	.00	.0%
60185009 515006 AD&D	.00	.00	.00	.00	.00	.00	.0%
60185009 515009 EmpMedExp	.00	.00	.00	.00	.00	.00	.0%
60185009 521000 Cont Serv	65,904.30	46,046.86	67,272.85	42,803.67	70,248.06	75,000.00	3.1%
60185009 533002 RegFeeTuit	.00	.00	.00	.00	.00	.00	.0%
60185009 534000 OperatSupp	.00	.00	.00	.00	.00	.00	.0%
60185009 539000 OtherSupps	.00	.00	.00	.00	.00	.00	.0%
TOTAL Occupational Therapy	65,904.30	46,046.86	67,272.85	42,803.67	70,248.06	75,000.00	3.1%
60185010 Housekeeping SNF							
60185010 510000 FTSalaries	173,223.68	210,520.06	219,545.60	191,004.97	223,500.00	240,000.00	7.4%
60185010 510002 Overtime	5,436.23	7,879.65	9,557.88	5,733.69	6,000.00	7,500.00	25.0%
60185010 510003 NonProdPay	1,854.66	23,647.45	37,168.89	26,579.75	30,000.00	.00	.0%
60185010 510004 TermPay	.00	.00	1,156.20	2,034.45	.00	3,500.00	.0%
60185010 510036 SL Buyback	1,346.02	879.84	455.93	.00	1,000.00	1,000.00	.0%
60185010 515001 Soc Sec	13,274.02	17,665.41	19,775.04	16,621.43	19,500.00	22,000.00	12.8%
60185010 515002 Retirement	11,745.69	15,736.45	17,614.85	14,577.68	17,750.00	19,500.00	9.9%
60185010 515003 Health Ins	85,703.67	53,984.68	71,116.31	47,283.98	67,080.00	60,000.00	-11.4%
60185010 515004 Life Ins	110.48	119.00	126.77	131.44	180.00	200.00	11.1%
60185010 515005 Disability	431.75	569.25	626.76	440.33	590.00	600.00	1.7%
60185010 515006 AD&D	16.25	17.50	18.74	15.42	30.00	25.00	-16.7%
60185010 515007 Unemploy	.00	.00	.00	.00	.00	.00	.0%
60185010 515009 EmpMedExp	188.00	96.00	31.85	120.70	156.24	100.00	77.8%
60185010 521000 Cont Serv	.00	.00	.00	.00	.00	.00	.0%
60185010 524003 SmEqupMain	.00	.00	27.50	3.68	48.56	10.00	-79.4%
60185010 533002 RegFeeTuit	.00	.00	254.29	54.56	213.25	75.00	-64.8%
60185010 534000 OperatSupp	14,456.84	18,828.54	12,389.02	14,368.25	15,836.25	20,000.00	47.8%
TOTAL Housekeeping SNF	307,787.29	349,943.83	389,865.63	318,970.33	381,884.30	374,510.00	-1.5%
60185011 Maintenance SNF							
60185011 510000 FTSalaries	97,132.50	144,698.49	169,306.14	106,628.19	73,280.18	187,950.00	155.5%
60185011 510002 Overtime	.00	.00	1,616.54	652.07	269.82	500.00	.0%

NEXT YEAR BUDGET HISTORICAL COMPARISON

PROJECTION: 20271 2027 Operating Budget FOR PERIOD 99

ACCOUNTS FOR:

Orchard Manor	PRIOR FY3 ACTUALS	PRIOR FY2 ACTUALS	LAST FY1 ACTUALS	CY ACTUALS	CY REV BUDGET	PROJECTION LEVEL 3	PCT CHANGE
60185011 510003 NonProdPay	.00	2,427.76	1,650.24	.00	2,500.00	.00	.0%
60185011 510004 TermPay	.00	.00	.00	.00	.00	1,000.00	.0%
60185011 510036 SL Buyback	.00	.00	.00	.00	.00	1,000.00	.0%
60185011 515001 Soc Sec	6,894.54	10,434.47	12,327.79	7,731.36	13,475.00	14,375.00	6.7%
60185011 515002 Retirement	6,629.44	10,153.46	12,005.53	7,724.13	12,675.00	13,600.00	7.3%
60185011 515003 Health Ins	40,067.12	53,668.54	62,614.78	38,356.11	73,300.00	60,000.00	-18.1%
60185011 515004 Life Ins	44.20	51.22	60.43	46.16	90.00	90.00	.0%
60185011 515005 Disability	255.57	382.50	434.01	249.59	450.00	420.00	-6.7%
60185011 515006 AD&D	6.49	7.56	8.88	5.59	15.00	10.00	-33.3%
60185011 515007 Unemploy	.00	.00	.00	.00	.00	.00	.0%
60185011 515009 EmpMedExp	.00	.00	.00	.00	.00	.00	.0%
60185011 521000 Cont Serv	5,075.18	12,192.35	32,718.51	2,777.37	11,880.00	30,000.00	-25.0%
60185011 522001 WaterSewer	.00	.00	4,280.94	4,520.12	6,302.19	5,500.00	30.9%
60185011 522002 Lights	.00	.00	88,971.50	72,516.01	99,599.02	110,000.00	10.4%
60185011 522003 Heat	56,617.25	40,776.87	36,413.57	30,665.07	47,840.37	38,000.00	-20.6%
60185011 524001 Supp Agrmt	6,493.40	5,858.80	3,146.72	10,645.36	11,100.00	12,000.00	118.2%
60185011 524003 SmEqupMain	176.98	559.34	1,132.24	1,282.71	1,500.00	2,000.00	33.3%
60185011 524004 Bldg Maint	64,146.43	46,556.82	43,366.97	42,751.30	43,750.00	40,000.00	.0%
60185011 524005 Grnd Maint	25,731.48	4,340.53	4,960.62	3,406.02	7,000.00	8,000.00	14.3%
60185011 524009 Pest Contr	.00	.00	.00	1,183.00	1,800.00	1,800.00	.0%
60185011 524010 FireSafety	.00	.00	1,977.31	1,772.39	10,290.00	4,000.00	-63.6%
60185011 533002 RegFeeTuit	.00	.00	.00	.00	1,200.00	100.00	-91.7%
60185011 534000 OperatSupp	190,027.28	190,329.80	14,297.98	3,804.73	17,350.00	20,000.00	.0%
60185011 551001 VehicleIns	.00	.00	.00	.00	4,000.00	3,000.00	-25.0%
60185011 553051 Equip Rent	.00	.00	.00	.00	.00	.00	.0%
60185011 581001 CO FurnEq	13,642.90	.00	7,693.35	124,752.64	132,700.00	100,750.00	-72.5%
60185011 581011 CO Land Im	.00	.00	-44,560.87	541,711.11	1,174,370.00	981,500.00	577.5%
60185011 581012 CO Bldg	85,355.32	39,827.58	-45,300.86	519,617.66	715,571.50	910,000.00	228.7%
TOTAL Maintenance SNF	598,296.08	562,266.09	409,122.32	1,522,798.69	2,462,308.08	2,545,595.00	104.0%
60185012 Laundry SNF							
60185012 510000 FTSalaries	.00	.00	.00	.00	.00	.00	.0%
60185012 510002 Overtime	.00	.00	.00	.00	.00	.00	.0%
60185012 510003 NonProdPay	.00	.00	.00	.00	.00	.00	.0%
60185012 510004 TermPay	.00	.00	.00	.00	.00	.00	.0%
60185012 510036 SL Buyback	.00	.00	.00	.00	.00	.00	.0%
60185012 515001 Soc Sec	.00	.00	.00	.00	.00	.00	.0%
60185012 515002 Retirement	.00	.00	.00	.00	.00	.00	.0%
60185012 515003 Health Ins	.00	.00	.00	.00	.00	.00	.0%
60185012 515004 Life Ins	.00	.00	.00	.00	.00	.00	.0%
60185012 515005 Disability	.00	.00	.00	.00	.00	.00	.0%
60185012 515006 AD&D	.00	.00	.00	.00	.00	.00	.0%
60185012 515007 Unemploy	.00	.00	.00	.00	.00	.00	.0%
60185012 515009 EmpMedExp	.00	.00	.00	.00	.00	.00	.0%
60185012 521000 Cont Serv	172,562.89	185,428.50	116,451.71	99,341.02	132,000.00	132,000.00	.0%
60185012 524003 SmEqupMain	.00	100.00	.00	.00	.00	.00	.0%
60185012 524004 Bldg Maint	.00	.00	.00	.00	.00	.00	.0%
60185012 533002 RegFeeTuit	.00	.00	.00	.00	.00	.00	.0%
60185012 534000 OperatSupp	423.84	994.11	1,531.75	650.00	1,958.90	950.00	-51.5%

NEXT YEAR BUDGET HISTORICAL COMPARISON

PROJECTION: 20271 2027 Operating Budget FOR PERIOD 99

ACCOUNTS FOR:

Orchard Manor	PRIOR FY3 ACTUALS	PRIOR FY2 ACTUALS	LAST FY1 ACTUALS	CY ACTUALS	CY REV BUDGET	PROJECTION LEVEL 3	PCT CHANGE
TOTAL Laundry SNF	172,986.73	186,522.61	117,983.46	99,991.02	133,958.90	132,950.00	-.8%
60185013 Barber/Beauty SNF							
60185013 521000 Cont Serv	.00	.00	.00	.00	.00	.00	.0%
60185013 534000 OperatSupp	.00	.00	21.44	.00	37.86	.00	.0%
TOTAL Barber/Beauty SNF	.00	.00	21.44	.00	37.86	.00	-100.0%
60185014 Social Services SNF							
60185014 510000 FTSalaries	75,985.42	134,735.71	138,387.01	61,667.37	142,450.00	90,610.00	-36.4%
60185014 510003 NonProdPay	2,408.87	21,314.06	28,863.78	8,840.58	30,000.00	.00	.0%
60185014 510004 TermPay	.00	.00	.00	.00	.00	.00	.0%
60185014 510036 SL Buyback	1,882.95	2,593.06	979.92	.00	2,700.00	1,100.00	-59.3%
60185014 515001 Soc Sec	5,766.36	11,416.52	12,110.41	5,337.72	13,400.00	7,025.00	-47.6%
60185014 515002 Retirement	5,194.70	10,950.56	11,710.58	5,076.51	12,650.00	6,650.00	-47.4%
60185014 515003 Health Ins	5,815.55	19,611.71	25,856.40	760.77	28,275.00	1,000.00	-96.5%
60185014 515004 Life Ins	23.80	40.80	42.36	22.32	60.00	30.00	-50.0%
60185014 515005 Disability	200.26	405.66	433.04	165.07	415.00	215.00	-48.2%
60185014 515006 AD&D	3.50	6.00	6.26	2.62	10.00	4.00	-60.0%
60185014 515007 Unemploy	6.30	6.30	6.30	.00	11.12	.00	.0%
60185014 515009 EmpMedExp	.00	.00	.00	.00	.00	.00	.0%
60185014 521000 Cont Serv	.00	.00	.00	.00	.00	.00	.0%
60185014 533002 RegFeeTuit	1,228.74	1,182.14	923.10	897.50	1,000.00	1,000.00	.0%
60185014 533005 Meals	.00	133.93	.00	.00	.00	.00	.0%
60185014 534000 OperatSupp	370.26	113.78	1,090.59	.00	10.58	.00	.0%
TOTAL Social Services SNF	98,886.71	202,510.23	220,409.75	82,770.46	230,981.70	107,634.00	-53.4%
60185015 Activities SNF							
60185015 510000 FTSalaries	374,476.87	320,176.63	360,749.80	187,786.90	450,000.00	224,900.00	-50.0%
60185015 510002 Overtime	20,888.14	5,710.55	12,296.09	2,923.63	8,000.00	4,000.00	-50.0%
60185015 510003 NonProdPay	2,993.18	38,409.06	48,478.25	25,977.19	43,000.00	.00	.0%
60185015 510004 TermPay	.00	2,643.17	2,754.71	235.20	.00	3,000.00	.0%
60185015 510036 SL Buyback	646.88	1,410.37	1,691.10	.00	1,600.00	.00	.0%
60185015 515001 Soc Sec	29,068.58	26,258.71	31,288.18	16,115.53	38,900.00	23,000.00	-40.9%
60185015 515002 Retirement	217.01	20,750.37	24,221.99	13,071.50	30,460.00	19,000.00	-37.6%
60185015 515003 Health Ins	139,169.58	100,072.63	106,007.83	45,988.35	109,275.00	65,000.00	-40.5%
60185015 515004 Life Ins	177.57	135.97	147.76	90.57	270.00	125.00	-53.7%
60185015 515005 Disability	789.55	741.17	835.85	380.37	1,010.00	650.00	-35.6%
60185015 515006 AD&D	26.10	20.00	21.86	11.29	43.00	25.00	-41.9%
60185015 515007 Unemploy	.00	.00	.00	.00	.00	.00	.0%
60185015 515009 EmpMedExp	235.00	392.00	63.70	105.00	112.48	125.00	11.1%
60185015 521000 Cont Serv	.00	2,726.94	618.00	866.75	1,346.90	1,200.00	60.7%
60185015 524003 SmEqupMain	.00	.00	198.25	.00	160.68	200.00	24.5%
60185015 533002 RegFeeTuit	.00	450.00	773.76	443.33	443.33	600.00	1.1%
60185015 534000 OperatSupp	9,956.29	9,327.20	8,549.85	4,387.65	8,957.57	9,500.00	6.1%
60185015 539000 OtherSupps	18,604.73	14,336.32	16,109.69	11,248.71	19,406.08	17,000.00	-12.4%

NEXT YEAR BUDGET HISTORICAL COMPARISON

PROJECTION: 20271 2027 Operating Budget FOR PERIOD 99

ACCOUNTS FOR:

Orchard Manor	PRIOR FY3 ACTUALS	PRIOR FY2 ACTUALS	LAST FY1 ACTUALS	CY ACTUALS	CY REV BUDGET	PROJECTION LEVEL 3	PCT CHANGE
60185015 553051 Equip Rent	.00	.00	40.94	.00	72.29	75.00	3.7%
TOTAL Activities SNF	597,249.48	543,561.09	614,847.61	309,631.97	713,057.33	368,400.00	-48.3%
60185016 Medical Profe Services SNF							
60185016 514000 PerDiStip	.00	.00	.00	.00	.00	.00	.0%
60185016 521000 Cont Serv	.00	10,800.00	5,460.00	.00	10,000.00	10,000.00	.0%
60185016 533002 RegFeeTuit	.00	.00	.00	.00	.00	.00	.0%
TOTAL Medical Profe Services	.00	10,800.00	5,460.00	.00	10,000.00	10,000.00	.0%
60185017 Dietary SNF							
60185017 510000 FTSalaries	412,378.02	426,177.22	490,050.36	374,357.23	489,520.60	309,875.86	-39.8%
60185017 510002 Overtime	25,629.49	30,124.98	34,722.23	18,490.07	30,000.00	20,000.00	-33.3%
60185017 510003 NonProdPay	3,935.40	43,417.05	52,123.33	39,534.32	42,000.00	.00	.0%
60185017 510004 TermPay	.00	1,688.34	356.07	12,005.64	829.40	3,500.00	.0%
60185017 510036 SL Buyback	2,262.56	358.60	1,237.33	.00	400.00	.00	.0%
60185017 515001 Soc Sec	32,912.34	36,917.47	41,916.16	32,096.20	41,600.00	30,000.00	-27.9%
60185017 515002 Retirement	25,886.12	31,978.88	34,729.92	25,959.43	35,900.00	20,000.00	-44.3%
60185017 515003 Health Ins	96,630.69	79,691.76	162,551.21	112,464.44	186,600.00	145,000.00	-22.3%
60185017 515004 Life Ins	214.19	198.65	215.20	240.56	360.00	360.00	.0%
60185017 515005 Disability	895.42	1,010.11	1,099.10	770.91	1,200.00	1,200.00	.0%
60185017 515006 AD&D	31.50	28.96	31.80	29.00	55.00	45.00	-18.2%
60185017 515007 Unemploy	.00	.00	.00	.00	.00	.00	.0%
60185017 515009 EmpMedExp	470.00	439.00	159.25	96.20	224.95	140.00	-37.8%
60185017 521000 Cont Serv	11,976.00	28,981.70	15,444.59	30,536.79	30,571.51	35,000.00	130.7%
60185017 524003 SmEqupMain	373.80	3,404.51	7,637.34	2,167.18	13,046.36	3,000.00	-77.8%
60185017 524004 Bldg Maint	.00	.00	.00	.00	.00	.00	.0%
60185017 533002 RegFeeTuit	256.00	729.70	387.72	376.40	896.45	250.00	-15.7%
60185017 534000 OperatSupp	38,188.17	34,955.47	32,202.40	18,480.99	39,550.00	30,000.00	-25.0%
60185017 534001 Raw Food	270,279.16	311,362.00	192,821.69	153,596.17	208,847.11	215,000.00	2.9%
60185017 534019 DurMedEqup	.00	.00	.00	.00	.00	.00	.0%
TOTAL Dietary SNF	922,318.86	1,031,464.40	1,067,685.70	821,201.53	1,121,601.38	813,370.86	-28.1%
60185018 Medical Records SNF							
60185018 510000 FTSalaries	52,150.17	58,263.56	51,219.81	3.25	58,500.00	.00	.0%
60185018 510003 NonProdPay	428.96	5,280.65	12,692.27	629.58	10,000.00	.00	.0%
60185018 510004 TermPay	.00	.00	.00	.00	.00	.00	.0%
60185018 510036 SL Buyback	.00	.00	.00	.00	.00	.00	.0%
60185018 515001 Soc Sec	3,902.17	4,533.32	4,405.01	24.06	5,250.00	.00	.0%
60185018 515002 Retirement	3,531.26	4,385.80	4,447.53	45.56	4,950.00	.00	.0%
60185018 515003 Health Ins	20,986.98	15,011.53	26,535.67	4,542.72	28,275.00	.00	.0%
60185018 515004 Life Ins	20.40	17.00	21.18	.00	30.00	.00	.0%
60185018 515005 Disability	130.04	129.43	165.53	1.48	165.00	.00	.0%
60185018 515006 AD&D	3.00	2.50	3.13	-.08	5.00	.00	.0%
60185018 515007 Unemploy	.00	.00	.00	.00	.00	.00	.0%
60185018 515009 EmpMedExp	.00	.00	.00	.00	.00	.00	.0%

NEXT YEAR BUDGET HISTORICAL COMPARISON

PROJECTION: 20271 2027 Operating Budget FOR PERIOD 99

ACCOUNTS FOR:

Orchard Manor	PRIOR FY3 ACTUALS	PRIOR FY2 ACTUALS	LAST FY1 ACTUALS	CY ACTUALS	CY REV BUDGET	PROJECTION LEVEL 3	PCT CHANGE
60185018 521000 Cont Serv	.00	.00	.00	.00	.00	.00	.0%
60185018 533002 RegFeeTuit	249.00	155.00	1,230.66	441.35	2,077.73	.00	.0%
60185018 533005 Meals	.00	.00	.00	.00	.00	.00	.0%
60185018 534000 OperatSupp	960.08	1,214.54	683.39	376.87	1,206.67	.00	.0%
TOTAL Medical Records SNF	82,362.06	88,993.33	101,404.18	6,064.79	110,459.40	.00	-100.0%
60185019 Orchard Manor Admin SNF							
60185019 510000 FTSalaries	258,038.75	205,414.70	223,144.96	176,843.93	308,000.00	346,800.00	11.2%
60185019 510002 Overtime	.00	463.52	292.70	1,058.35	4,000.00	2,000.00	.0%
60185019 510003 NonProdPay	1,548.43	24,223.38	28,190.29	20,941.18	25,000.00	.00	.0%
60185019 510004 TermPay	.00	.00	.00	.00	.00	.00	.0%
60185019 510036 SL Buyback	654.84	1,019.25	3,609.50	.00	2,500.00	3,000.00	20.0%
60185019 512000 Extra Hire	.00	.00	.00	.00	.00	.00	.0%
60185019 514002 Comm PD	2,430.00	2,430.00	2,295.00	1,215.00	.00	1,600.00	.0%
60185019 515001 Soc Sec	18,294.76	16,441.44	17,900.84	13,721.36	26,000.00	20,000.00	-23.1%
60185019 515002 Retirement	16,540.29	15,912.14	17,773.23	14,316.79	24,500.00	20,000.00	-18.4%
60185019 515003 Health Ins	77,059.97	53,011.42	90,579.06	73,507.26	133,700.00	115,000.00	-14.0%
60185019 515004 Life Ins	86.70	70.13	79.00	83.08	150.00	100.00	-33.3%
60185019 515005 Disability	653.39	571.03	650.85	462.81	800.00	800.00	.0%
60185019 515006 AD&D	12.75	10.32	11.68	9.76	23.00	20.00	-13.0%
60185019 515007 Unemploy	.00	.00	.00	.00	.00	.00	.0%
60185019 515008 Wrkr Comp	69,095.70	154,685.16	44,205.77	111,086.12	109,880.01	132,634.82	20.7%
60185019 515009 EmpMedExp	.00	49.00	.00	.00	.00	.00	.0%
60185019 521000 Cont Serv	39,829.50	36,924.55	40,985.54	34,847.42	42,200.00	55,000.00	52.8%
60185019 521001 AcctgAudit	.00	.00	.00	14,849.33	1,200.00	7,500.00	.0%
60185019 521002 Attorney	1,300.00	172.50	.00	.00	.00	.00	.0%
60185019 521011 EDS Asses	474,960.00	474,960.00	174,154.00	113,220.00	133,200.00	133,200.00	.0%
60185019 524003 SmEqupMain	.00	.00	.00	.00	.00	.00	.0%
60185019 531000 OfficeSupp	16,140.47	6,945.87	3,085.15	365.54	1,867.79	800.00	-57.2%
60185019 532005 Memb Dues	2,446.00	6,035.20	4,354.03	4,874.25	7,228.89	5,200.00	-28.1%
60185019 532006 AdvertRecr	8,538.90	6,100.51	6,037.57	6,058.66	8,184.91	6,000.00	-10.2%
60185019 532007 Outreach	5,615.41	6,912.53	2,248.72	610.14	2,333.27	2,000.00	-14.3%
60185019 533000 MilageTrav	506.14	452.24	525.15	498.13	381.32	1,000.00	162.2%
60185019 533002 RegFeeTuit	2,704.24	2,056.93	1,955.28	682.45	697.77	1,200.00	72.0%
60185019 533005 Meals	.00	.00	.00	.00	.00	.00	.0%
60185019 534000 OperatSupp	17,869.70	10,996.29	11,412.44	8,804.48	9,312.75	11,000.00	18.1%
60185019 539000 OtherSupps	15.86	76,563.00	67,165.00	.00	32,596.14	1,000.00	-97.5%
60185019 553051 Equip Rent	5,638.05	7,232.70	5,029.23	2,568.25	4,900.90	4,500.00	-8.2%
60185019 590000 IndirectCo	.00	.00	.00	.00	.00	.00	.0%
TOTAL Orchard Manor Admin	1,019,979.85	1,109,653.81	745,684.99	600,624.29	878,656.75	870,354.82	-.7%
60185020 Other SNF							
60185020 522001 WaterSewer	.00	406.13	1,017.46	510.41	1,796.54	1,100.00	-38.8%
60185020 522002 Lights	2,200.00	.00	10,398.00	.00	18.65	20.00	7.2%
60185020 522004 PhoneInter	2,232.55	2,471.84	1,186.28	852.75	1,392.53	.00	.0%
60185020 524002 Veh Maint	1,795.28	1,773.19	1,193.01	5,227.85	5,258.99	7,500.00	1055.6%
60185020 524010 FireSafety	.00	.00	.00	.00	.00	.00	.0%

NEXT YEAR BUDGET HISTORICAL COMPARISON

PROJECTION: 20271 2027 Operating Budget FOR PERIOD 99

ACCOUNTS FOR:

Orchard Manor	PRIOR FY3 ACTUALS	PRIOR FY2 ACTUALS	LAST FY1 ACTUALS	CY ACTUALS	CY REV BUDGET	PROJECTION LEVEL 3	PCT CHANGE
60185020 534025 ResidentPu	5,489.72	54.03	.00	.00	.00	.00	.0%
60185020 535001 Fuel	3,124.55	1,923.05	1,066.58	1,738.05	2,085.92	1,500.00	12.3%
60185020 551001 VehicleIns	2,935.05	3,541.78	3,702.77	4,556.64	4,853.28	4,800.00	-1.1%
60185020 551002 Liab Ins	77,395.23	43,203.35	13,604.08	.00	.00	.00	.0%
60185020 551003 Prop Ins	18,743.84	21,666.52	24,520.24	26,360.29	32,471.80	32,580.00	.3%
60185020 581001 CO FurnEq	8,255.01	24,819.27	26,415.90	.00	.00	.00	.0%
TOTAL Other SNF	122,171.23	99,859.16	83,104.32	39,245.99	47,877.71	47,500.00	11.7%
60185022 In Service SNF							
60185022 510000 FTSalaries	.00	.00	.00	.00	.00	.00	.0%
60185022 510003 NonProdPay	.00	.00	.00	.00	.00	.00	.0%
60185022 510004 TermPay	.00	.00	.00	.00	.00	.00	.0%
60185022 510036 SL Buyback	.00	.00	.00	.00	.00	.00	.0%
60185022 515001 Soc Sec	.00	.00	.00	.00	.00	.00	.0%
60185022 515002 Retirement	.00	.00	.00	.00	.00	.00	.0%
60185022 515003 Health Ins	.00	.00	.00	.00	.00	.00	.0%
60185022 515004 Life Ins	.00	.00	.00	.00	.00	.00	.0%
60185022 515005 Disability	.00	.00	.00	.00	.00	.00	.0%
60185022 515006 AD&D	.00	.00	.00	.00	.00	.00	.0%
60185022 515009 EmpMedExp	.00	.00	.00	.00	.00	.00	.0%
60185022 524003 SmEqupMain	.00	.00	.00	.00	.00	.00	.0%
60185022 531000 OfficeSupp	.00	.00	.00	.00	.00	.00	.0%
60185022 533001 Educ/Train	.00	.00	.00	8,318.45	10,000.00	10,000.00	.0%
60185022 533002 RegFeeTuit	.00	.00	.00	.00	.00	.00	.0%
60185022 533005 Meals	.00	.00	.00	.00	.00	.00	.0%
TOTAL In Service SNF	.00	.00	.00	8,318.45	10,000.00	10,000.00	.0%
60185100 OM IC General							
60185100 411100 PropTaxLev	.00	.00	.00	.00	.00	.00	.0%
TOTAL OM IC General	.00	.00	.00	.00	.00	.00	.0%
60185101 Nursing IC							
60185101 510000 FTSalaries	.00	.00	.00	.00	.00	.00	.0%
60185101 510003 NonProdPay	.00	.00	.00	.00	.00	.00	.0%
60185101 510004 TermPay	.00	.00	.00	.00	.00	.00	.0%
60185101 515001 Soc Sec	.00	.00	.00	.00	.00	.00	.0%
60185101 515002 Retirement	.00	.00	.00	.00	.00	.00	.0%
60185101 515003 Health Ins	.00	.00	.00	.00	.00	.00	.0%
60185101 515004 Life Ins	.00	.00	.00	.00	.00	.00	.0%
60185101 515005 Disability	.00	.00	.00	.00	.00	.00	.0%
60185101 515006 AD&D	.00	.00	.00	.00	.00	.00	.0%
60185101 515007 Unemploy	.00	.00	.00	.00	.00	.00	.0%
60185101 515009 EmpMedExp	.00	.00	450.70	33.95	90.85	50.00	-45.0%
60185101 521000 Cont Serv	.00	54.32	4,713.93	4,379.92	5,457.12	5,400.00	-1.0%
60185101 524003 SmEqupMain	.00	.00	.00	.00	.00	.00	.0%

NEXT YEAR BUDGET HISTORICAL COMPARISON

PROJECTION: 20271 2027 Operating Budget FOR PERIOD 99

ACCOUNTS FOR:

Orchard Manor	PRIOR FY3 ACTUALS	PRIOR FY2 ACTUALS	LAST FY1 ACTUALS	CY ACTUALS	CY REV BUDGET	PROJECTION LEVEL 3	PCT CHANGE
60185101 533001 Educ/Train	.00	.00	2,285.67	183.41	3,446.18	2,000.00	-42.0%
60185101 533002 RegFeeTuit	.00	.00	792.60	426.13	776.70	775.00	-.2%
60185101 534000 OperatSupp	.00	657.14	40,509.06	39,291.35	39,390.08	55,000.00	39.6%
60185101 534019 DurMedEqup	.00	.00	909.62	895.81	1,869.16	1,200.00	38.1%
60185101 534020 MedSupps	.00	.00	2,513.65	521.96	4,422.62	900.00	-79.7%
60185101 534022 Upads	.00	913.71	28,573.96	26,372.97	27,327.77	28,000.00	2.5%
60185101 534025 ResidentPu	.00	.00	3,402.29	3,570.74	5,235.00	5,000.00	66.7%
60185101 553051 Equip Rent	.00	10.00	225.50	270.72	315.72	350.00	48.5%
TOTAL Nursing IC	.00	1,635.17	84,376.98	75,946.96	88,331.20	98,675.00	16.1%
60185102 Nursing Assistants IC							
60185102 510000 FTSalaries	.00	16.00	66,433.26	485,919.37	.00	630,601.99	.0%
60185102 510002 Overtime	.00	.00	8,066.62	28,494.50	.00	38,094.17	.0%
60185102 510003 NonProdPay	.00	.00	2,013.19	24,024.55	.00	.00	.0%
60185102 510004 TermPay	.00	.00	.00	.00	.00	.00	.0%
60185102 510036 SL Buyback	.00	.00	.00	.00	.00	.00	.0%
60185102 515001 Soc Sec	.00	1.22	5,453.89	38,742.11	.00	5,026.42	.0%
60185102 515002 Retirement	.00	.00	5,205.25	37,181.67	.00	47,483.13	.0%
60185102 515003 Health Ins	.00	.00	20,763.71	112,089.10	.00	145,000.00	.0%
60185102 515004 Life Ins	.00	.00	25.32	270.51	.00	303.43	.0%
60185102 515005 Disability	.00	.00	156.72	1,099.60	.00	1,387.29	.0%
60185102 515006 AD&D	.00	.00	3.78	31.78	.00	35.07	.0%
60185102 533005 Meals	.00	.00	.00	.00	.00	.00	.0%
TOTAL Nursing Assistants I	.00	17.22	108,121.74	727,853.19	.00	867,931.50	.0%
60185103 Registered Nurse IC							
60185103 510000 FTSalaries	.00	.00	.00	136,753.67	.00	268,035.23	.0%
60185103 510002 Overtime	.00	.00	.00	4,907.99	.00	7,193.61	.0%
60185103 510003 NonProdPay	.00	.00	.00	3,297.10	.00	.00	.0%
60185103 510004 TermPay	.00	.00	.00	.00	.00	.00	.0%
60185103 510036 SL Buyback	.00	.00	.00	.00	.00	.00	.0%
60185103 515001 Soc Sec	.00	.00	.00	10,626.26	.00	13,317.84	.0%
60185103 515002 Retirement	.00	.00	.00	9,183.05	.00	11,579.57	.0%
60185103 515003 Health Ins	.00	.00	.00	14,538.48	.00	19,000.00	.0%
60185103 515004 Life Ins	.00	.00	.00	34.73	.00	35.81	.0%
60185103 515005 Disability	.00	.00	.00	210.90	.00	249.53	.0%
60185103 515006 AD&D	.00	.00	.00	4.44	.00	4.71	.0%
60185103 533005 Meals	.00	.00	.00	.00	.00	.00	.0%
TOTAL Registered Nurse IC	.00	.00	.00	179,556.62	.00	319,416.30	.0%
60185104 Licensed Practical Nurse IC							
60185104 510000 FTSalaries	.00	.00	.00	123,136.62	.00	160,714.66	.0%
60185104 510002 Overtime	.00	.00	.00	3,803.23	.00	5,586.39	.0%
60185104 510003 NonProdPay	.00	.00	.00	7,877.00	.00	.00	.0%
60185104 510004 TermPay	.00	.00	.00	.00	.00	.00	.0%

NEXT YEAR BUDGET HISTORICAL COMPARISON

PROJECTION: 20271 2027 Operating Budget FOR PERIOD 99

ACCOUNTS FOR:

Orchard Manor	PRIOR FY3 ACTUALS	PRIOR FY2 ACTUALS	LAST FY1 ACTUALS	CY ACTUALS	CY REV BUDGET	PROJECTION LEVEL 3	PCT CHANGE
60185104 510036 SL Buyback	.00	.00	.00	.00	.00	.00	.0%
60185104 515001 Soc Sec	.00	.00	.00	10,004.01	.00	13,027.13	.0%
60185104 515002 Retirement	.00	.00	.00	9,635.46	.00	12,445.95	.0%
60185104 515003 Health Ins	.00	.00	.00	11,398.35	.00	14,000.00	.0%
60185104 515004 Life Ins	.00	.00	.00	52.60	.00	55.05	.0%
60185104 515005 Disability	.00	.00	.00	266.22	.00	326.21	.0%
60185104 515006 AD&D	.00	.00	.00	6.26	.00	6.50	.0%
60185104 533005 Meals	.00	.00	.00	.00	.00	.00	.0%
TOTAL Licensed Practical Nur	.00	.00	.00	166,179.75	.00	206,161.89	.0%
60185105 Pharmacy IC							
60185105 521000 Cont Serv	.00	52.50	280.00	577.50	950.00	690.00	206.7%
60185105 534020 MedSupps	.00	985.43	7,565.46	6,769.29	6,775.00	9,741.43	29.9%
TOTAL Pharmacy IC	.00	1,037.93	7,845.46	7,346.79	7,725.00	10,431.43	35.0%
60185106 Lab IC							
60185106 521000 Cont Serv	.00	.00	.00	.00	.00	.00	.0%
60185106 521008 Amb Servs	.00	.00	.00	.00	.00	.00	.0%
60185106 521086 Laboratory	.00	.00	.00	.00	.00	.00	.0%
60185106 521131 MedImaging	.00	.00	.00	.00	.00	.00	.0%
60185106 534020 MedSupps	.00	.00	.00	.00	.00	.00	.0%
TOTAL Lab IC	.00	.00	.00	.00	.00	.00	.0%
60185107 Speech Therapy IC							
60185107 521000 Cont Serv	.00	2,389.37	7,765.03	4,799.82	11,000.00	1,488.39	-86.5%
60185107 534000 OperatSupp	.00	.00	.00	.00	.00	.00	.0%
TOTAL Speech Therapy IC	.00	2,389.37	7,765.03	4,799.82	11,000.00	1,488.39	-86.5%
60185108 Physical Therapy IC							
60185108 510000 FTSalaries	.00	.00	.00	.00	.00	.00	.0%
60185108 510002 Overtime	.00	.00	1,344.64	162.57	.00	239.81	.0%
60185108 510003 NonProdPay	.00	.00	.00	.00	.00	.00	.0%
60185108 510004 TermPay	.00	.00	.00	.00	.00	.00	.0%
60185108 510036 SL Buyback	.00	.00	.00	.00	.00	.00	.0%
60185108 515001 Soc Sec	.00	.00	94.44	11.35	.00	16.75	.0%
60185108 515002 Retirement	.00	.00	93.79	11.71	.00	17.26	.0%
60185108 515003 Health Ins	.00	.00	339.32	3,591.69	50.00	5,000.00	9900.0%
60185108 515004 Life Ins	.00	.00	.37	.06	.00	.00	.0%
60185108 515005 Disability	.00	.00	.00	.00	.00	.00	.0%
60185108 515006 AD&D	.00	.00	.05	.00	.00	.00	.0%
60185108 515007 Unemploy	.00	.00	.00	.00	.00	.00	.0%
60185108 515009 EmpMedExp	.00	.00	.00	.00	.00	.00	.0%
60185108 521000 Cont Serv	.00	5,400.48	8,023.10	2,946.09	12,000.00	4,477.73	-62.7%

NEXT YEAR BUDGET HISTORICAL COMPARISON

PROJECTION: 20271 2027 Operating Budget FOR PERIOD 99

ACCOUNTS FOR:

Orchard Manor	PRIOR FY3 ACTUALS	PRIOR FY2 ACTUALS	LAST FY1 ACTUALS	CY ACTUALS	CY REV BUDGET	PROJECTION LEVEL 3	PCT CHANGE
60185108 524003 SmEqupMain	.00	.00	467.76	242.54	400.00	.00	.0%
60185108 533002 RegFeeTuit	.00	.00	719.81	42.99	50.00	73.70	47.4%
60185108 534000 OperatSupp	.00	.00	2,309.31	1,547.55	2,600.00	1,946.07	-25.2%
TOTAL Physical Therapy IC	.00	5,400.48	13,392.59	8,556.55	15,100.00	11,771.32	-22.0%
60185109 Occupational Therapy IC							
60185109 510000 FTSalaries	.00	.00	.00	.00	.00	.00	.0%
60185109 510002 Overtime	.00	.00	.00	.00	.00	.00	.0%
60185109 510003 NonProdPay	.00	.00	.00	.00	.00	.00	.0%
60185109 510004 TermPay	.00	.00	.00	.00	.00	.00	.0%
60185109 510036 SL Buyback	.00	.00	.00	.00	.00	.00	.0%
60185109 515001 Soc Sec	.00	.00	.00	.00	.00	.00	.0%
60185109 515002 Retirement	.00	.00	.00	.00	.00	.00	.0%
60185109 515003 Health Ins	.00	.00	.00	.00	.00	.00	.0%
60185109 515004 Life Ins	.00	.00	.00	.00	.00	.00	.0%
60185109 515005 Disability	.00	.00	.00	.00	.00	.00	.0%
60185109 515006 AD&D	.00	.00	.00	.00	.00	.00	.0%
60185109 515009 EmpMedExp	.00	.00	.00	.00	.00	.00	.0%
60185109 521000 Cont Serv	.00	4,615.81	8,875.36	4,990.85	11,867.51	6,070.37	-48.8%
60185109 533002 RegFeeTuit	.00	.00	.00	.00	.00	.00	.0%
60185109 534000 OperatSupp	.00	.00	.00	.00	.00	.00	.0%
60185109 539000 OtherSupps	.00	.00	.00	.00	.00	.00	.0%
TOTAL Occupational Therapy	.00	4,615.81	8,875.36	4,990.85	11,867.51	6,070.37	-48.8%
60185110 Housekeeping IC							
60185110 510000 FTSalaries	.00	.00	.00	.00	.00	.00	.0%
60185110 510002 Overtime	.00	.00	411.81	191.24	.00	327.84	.0%
60185110 510003 NonProdPay	.00	.00	.00	.00	.00	.00	.0%
60185110 510004 TermPay	.00	.00	.00	.00	.00	.00	.0%
60185110 510036 SL Buyback	.00	.00	.00	.00	.00	.00	.0%
60185110 515001 Soc Sec	.00	.00	30.94	14.08	.00	24.14	.0%
60185110 515002 Retirement	.00	.00	28.62	13.77	.00	23.61	.0%
60185110 515003 Health Ins	.00	.00	74.86	3,586.66	.00	5,000.00	.0%
60185110 515004 Life Ins	.00	.00	.31	.00	.00	.00	.0%
60185110 515005 Disability	.00	.00	.00	.00	.00	.00	.0%
60185110 515006 AD&D	.00	.00	.04	.00	.00	.00	.0%
60185110 515007 Unemploy	.00	.00	.00	.00	.00	.00	.0%
60185110 515009 EmpMedExp	.00	.00	17.15	34.30	60.00	.00	.0%
60185110 521000 Cont Serv	.00	.00	.00	.00	.00	.00	.0%
60185110 524003 SmEqupMain	.00	.00	14.80	1.98	20.00	3.39	-83.1%
60185110 533002 RegFeeTuit	.00	.00	136.90	29.38	150.00	38.37	-74.4%
60185110 534000 OperatSupp	.00	.00	6,377.10	7,273.39	7,780.00	10,583.62	96.0%
TOTAL Housekeeping IC	.00	.00	7,092.53	11,144.80	8,010.00	16,000.97	186.2%
60185111 Maintenance IC							

NEXT YEAR BUDGET HISTORICAL COMPARISON

PROJECTION: 20271 2027 Operating Budget FOR PERIOD 99

ACCOUNTS FOR:

Orchard Manor	PRIOR FY3 ACTUALS	PRIOR FY2 ACTUALS	LAST FY1 ACTUALS	CY ACTUALS	CY REV BUDGET	PROJECTION LEVEL 3	PCT CHANGE
60185111 510000 FTSalaries	.00	.00	.00	.00	.00	55,000.00	.0%
60185111 510002 Overtime	.00	.00	.00	.00	.00	2,000.00	.0%
60185111 510003 NonProdPay	.00	.00	.00	.00	.00	.00	.0%
60185111 510004 TermPay	.00	.00	.00	.00	.00	1,000.00	.0%
60185111 510036 SL Buyback	.00	.00	.00	.00	.00	2,000.00	.0%
60185111 515001 Soc Sec	.00	.00	.00	.00	.00	5,000.00	.0%
60185111 515002 Retirement	.00	.00	.00	.00	.00	10,000.00	.0%
60185111 515003 Health Ins	.00	.00	.00	.00	.00	15,000.00	.0%
60185111 515004 Life Ins	.00	.00	.00	.00	.00	200.00	.0%
60185111 515005 Disability	.00	.00	.00	.00	.00	500.00	.0%
60185111 515006 AD&D	.00	.00	.00	.00	.00	10.00	.0%
60185111 515007 Unemploy	.00	.00	.00	.00	.00	.00	.0%
60185111 515009 EmpMedExp	.00	.00	.00	.00	.00	.00	.0%
60185111 521000 Cont Serv	.00	390.95	15,650.22	1,495.50	19,633.11	2,563.71	-89.4%
60185111 522001 WaterSewer	.00	.00	2,305.11	2,433.90	3,512.69	3,702.62	63.6%
60185111 522002 Lights	.00	.00	47,870.20	39,047.11	53,630.23	47,505.02	-11.4%
60185111 522003 Heat	.00	.00	19,607.29	16,511.92	25,210.18	23,215.61	-9.9%
60185111 524001 Supp Agrmt	.00	.00	1,694.37	5,512.48	5,942.57	9,317.97	297.8%
60185111 524003 SmEqupMain	.00	45.49	493.67	690.67	871.68	591.33	-32.2%
60185111 524004 Bldg Maint	.00	367.15	20,600.88	25,102.28	25,370.54	38,915.07	138.7%
60185111 524005 Grnd Maint	.00	.00	2,671.08	1,834.00	2,718.37	1,803.26	-33.7%
60185111 524009 Pest Contr	.00	.00	.00	637.00	.00	1,092.00	.0%
60185111 524010 FireSafety	.00	.00	1,064.71	954.35	1,386.73	1,113.43	64.5%
60185111 533002 RegFeeTuit	.00	.00	.00	.00	.00	.00	.0%
60185111 534000 OperatSupp	.00	.00	4,284.26	1,931.49	6,000.00	3,260.79	-45.7%
60185111 551001 VehicleIns	.00	.00	.00	.00	.00	.00	.0%
60185111 553051 Equip Rent	.00	.00	.00	.00	.00	.00	.0%
60185111 581001 CO FurnEq	.00	.00	4,142.58	78,761.84	85,194.00	91,322.79	-50.1%
60185111 581011 CO Land Im	.00	.00	100,395.15	286,434.21	550,246.00	339,233.21	368.3%
60185111 581012 CO Bldg	.00	.00	14,040.67	335,469.86	430,788.50	521,723.14	520.0%
TOTAL Maintenance IC	.00	803.59	234,820.19	796,816.61	1,210,504.60	1,176,069.95	147.9%
60185112 Laundry IC							
60185112 510000 FTSalaries	.00	.00	.00	.00	.00	.00	.0%
60185112 510002 Overtime	.00	.00	.00	.00	.00	.00	.0%
60185112 510003 NonProdPay	.00	.00	.00	.00	.00	.00	.0%
60185112 510004 TermPay	.00	.00	.00	.00	.00	.00	.0%
60185112 510036 SL Buyback	.00	.00	.00	.00	.00	.00	.0%
60185112 515001 Soc Sec	.00	.00	.00	.00	.00	.00	.0%
60185112 515002 Retirement	.00	.00	.00	.00	.00	.00	.0%
60185112 515003 Health Ins	.00	.00	.00	.00	.00	.00	.0%
60185112 515004 Life Ins	.00	.00	.00	.00	.00	.00	.0%
60185112 515005 Disability	.00	.00	.00	.00	.00	.00	.0%
60185112 515006 AD&D	.00	.00	.00	.00	.00	.00	.0%
60185112 515007 Unemploy	.00	.00	.00	.00	.00	.00	.0%
60185112 515009 EmpMedExp	.00	.00	.00	.00	.00	.00	.0%
60185112 521000 Cont Serv	1,948.50	.00	59,693.71	53,491.30	64,016.92	71,986.15	12.4%
60185112 524003 SmEqupMain	.00	.00	.00	.00	.00	.00	.0%
60185112 524004 Bldg Maint	.00	.00	.00	.00	.00	.00	.0%

NEXT YEAR BUDGET HISTORICAL COMPARISON

PROJECTION: 20271 2027 Operating Budget FOR PERIOD 99

ACCOUNTS FOR:

Orchard Manor	PRIOR FY3 ACTUALS	PRIOR FY2 ACTUALS	LAST FY1 ACTUALS	CY ACTUALS	CY REV BUDGET	PROJECTION LEVEL 3	PCT CHANGE
60185112 533002 RegFeeTuit	.00	.00	.00	.00	.00	.00	.0%
60185112 534000 OperatSupp	.00	.00	973.42	452.31	1,008.17	687.96	-31.8%
TOTAL Laundry IC	1,948.50	.00	60,667.13	53,943.61	65,025.09	72,674.11	11.8%
60185113 Barber/Beauty IC							
60185113 521000 Cont Serv	.00	.00	.00	.00	.00	.00	.0%
60185113 534000 OperatSupp	.00	.00	11.54	.00	20.38	.00	.0%
TOTAL Barber/Beauty IC	.00	.00	11.54	.00	20.38	.00	-100.0%
60185114 Social Services IC							
60185114 510000 FTSalaries	.00	.00	.00	48,957.42	.00	.00	.0%
60185114 510003 NonProdPay	.00	.00	.00	6,398.61	.00	.00	.0%
60185114 510004 TermPay	.00	.00	.00	.00	.00	.00	.0%
60185114 510036 SL Buyback	.00	.00	.00	.00	.00	.00	.0%
60185114 515001 Soc Sec	.00	.00	.00	3,898.91	.00	.00	.0%
60185114 515002 Retirement	.00	.00	.00	3,985.60	.00	.00	.0%
60185114 515003 Health Ins	.00	.00	.00	11,411.55	.00	.00	.0%
60185114 515004 Life Ins	.00	.00	.00	19.84	.00	.00	.0%
60185114 515005 Disability	.00	.00	.00	129.48	.00	.00	.0%
60185114 515006 AD&D	.00	.00	.00	2.32	.00	.00	.0%
60185114 515007 Unemploy	.00	.00	.00	.00	.00	.00	.0%
60185114 515009 EmpMedExp	.00	.00	.00	.00	.00	.00	.0%
60185114 521000 Cont Serv	.00	114.00	.00	.00	.00	.00	.0%
60185114 533002 RegFeeTuit	.00	680.14	2,088.46	897.50	2,500.00	706.71	-71.7%
60185114 533005 Meals	.00	71.75	18.99	.00	.00	.00	.0%
60185114 534000 OperatSupp	.00	113.99	33.97	23.50	50.00	40.29	-19.4%
TOTAL Social Services IC	.00	979.88	2,141.42	75,724.73	2,550.00	747.00	-70.7%
60185115 Activities IC							
60185115 510000 FTSalaries	.00	.00	.00	104,201.92	.00	115,861.25	.0%
60185115 510002 Overtime	.00	.00	.00	2,463.48	.00	2,782.65	.0%
60185115 510003 NonProdPay	.00	.00	.00	6,454.11	.00	.00	.0%
60185115 510004 TermPay	.00	.00	.00	.00	.00	.00	.0%
60185115 510036 SL Buyback	.00	.00	.00	.00	.00	.00	.0%
60185115 515001 Soc Sec	.00	.00	.00	8,271.91	.00	9,128.50	.0%
60185115 515002 Retirement	.00	.00	.00	6,780.68	.00	7,570.54	.0%
60185115 515003 Health Ins	.00	.00	.00	22,921.51	.00	28,000.00	.0%
60185115 515004 Life Ins	.00	.00	.00	64.47	.00	61.59	.0%
60185115 515005 Disability	.00	.00	.00	210.14	.00	231.51	.0%
60185115 515006 AD&D	.00	.00	.00	6.83	.00	5.79	.0%
60185115 515007 Unemploy	.00	.00	.00	.00	.00	.00	.0%
60185115 515009 EmpMedExp	.00	.00	34.30	.00	.00	.00	.0%
60185115 521000 Cont Serv	.00	.00	342.00	119.00	400.00	1,000.00	.0%
60185115 524003 SmEqupMain	.00	.00	106.75	.00	.00	.00	.0%
60185115 533002 RegFeeTuit	.00	.00	416.60	150.00	150.00	23.37	.0%

NEXT YEAR BUDGET HISTORICAL COMPARISON

PROJECTION: 20271 2027 Operating Budget FOR PERIOD 99

ACCOUNTS FOR:

Orchard Manor	PRIOR FY3 ACTUALS	PRIOR FY2 ACTUALS	LAST FY1 ACTUALS	CY ACTUALS	CY REV BUDGET	PROJECTION LEVEL 3	PCT CHANGE
60185115 534000 OperatSupp	.00	77.05	5,574.43	3,231.44	6,000.00	4,136.30	-31.1%
60185115 539000 OtherSupps	.00	883.16	7,703.73	4,964.92	7,400.00	6,496.49	-22.7%
60185115 553051 Equip Rent	.00	.00	22.04	.00	.00	.00	.0%
TOTAL Activities IC	.00	960.21	14,199.85	159,840.41	13,950.00	175,297.99	1117.3%
60185116 Medical Prof Services IC							
60185116 514000 PerDiStip	.00	.00	.00	.00	.00	.00	.0%
60185116 521000 Cont Serv	.00	.00	2,940.00	.00	.00	.00	.0%
60185116 533002 RegFeeTuit	.00	.00	.00	.00	.00	.00	.0%
TOTAL Medical Prof Services	.00	.00	2,940.00	.00	.00	.00	.0%
60185117 Dietary IC							
60185117 510000 FTSalaries	.00	.00	.00	.00	.00	175,000.00	.0%
60185117 510002 Overtime	.00	.00	.00	.00	.00	10,000.00	.0%
60185117 510003 NonProdPay	.00	.00	.00	.00	.00	.00	.0%
60185117 510004 TermPay	.00	.00	.00	.00	.00	1,500.00	.0%
60185117 510036 SL Buyback	.00	.00	.00	.00	.00	3,500.00	.0%
60185117 515001 Soc Sec	.00	.00	.00	.00	.00	12,000.00	.0%
60185117 515002 Retirement	.00	.00	.00	.00	.00	15,000.00	.0%
60185117 515003 Health Ins	.00	.00	.00	.00	.00	50,000.00	.0%
60185117 515004 Life Ins	.00	.00	.00	.00	.00	.00	.0%
60185117 515005 Disability	.00	.00	.00	.00	.00	.00	.0%
60185117 515006 AD&D	.00	.00	.00	.00	.00	.00	.0%
60185117 515007 Unemploy	.00	.00	.00	.00	.00	.00	.0%
60185117 515009 EmpMedExp	.00	.00	85.75	51.80	121.13	59.40	-51.0%
60185117 521000 Cont Serv	.00	657.30	7,575.91	16,289.01	16,750.00	17,724.02	136.3%
60185117 524003 SmEqupMain	.00	.00	2,631.18	1,166.94	4,645.91	1,132.44	-75.6%
60185117 524004 Bldg Maint	.00	.00	.00	.00	.00	.00	.0%
60185117 533002 RegFeeTuit	.00	.00	208.75	202.68	449.60	96.05	-39.8%
60185117 534000 OperatSupp	.00	79.20	15,821.99	9,925.71	15,330.41	12,195.67	-20.4%
60185117 534001 Raw Food	.00	2,147.62	97,340.74	82,705.62	101,003.13	70,000.00	-30.7%
60185117 534019 DurMedEqup	.00	.00	.00	.00	.00	.00	.0%
TOTAL Dietary IC	.00	2,884.12	123,664.32	110,341.76	138,300.18	368,207.58	186.0%
60185118 Medical Records IC							
60185118 510000 FTSalaries	.00	.00	.00	.00	.00	.00	.0%
60185118 510003 NonProdPay	.00	.00	.00	.00	.00	.00	.0%
60185118 510004 TermPay	.00	.00	.00	.00	.00	.00	.0%
60185118 510036 SL Buyback	.00	.00	.00	.00	.00	.00	.0%
60185118 515001 Soc Sec	.00	.00	.00	.00	.00	.00	.0%
60185118 515002 Retirement	.00	.00	.00	.00	.00	.00	.0%
60185118 515003 Health Ins	.00	.00	.00	.00	.00	.00	.0%
60185118 515004 Life Ins	.00	.00	.00	.00	.00	.00	.0%
60185118 515005 Disability	.00	.00	.00	.00	.00	.00	.0%
60185118 515006 AD&D	.00	.00	.00	.00	.00	.00	.0%

NEXT YEAR BUDGET HISTORICAL COMPARISON

PROJECTION: 20271 2027 Operating Budget FOR PERIOD 99

ACCOUNTS FOR:

Orchard Manor	PRIOR FY3 ACTUALS	PRIOR FY2 ACTUALS	LAST FY1 ACTUALS	CY ACTUALS	CY REV BUDGET	PROJECTION LEVEL 3	PCT CHANGE
60185118 515007 Unemploy	.00	.00	.00	.00	.00	.00	.0%
60185118 515009 EmpMedExp	.00	.00	.00	.00	.00	.00	.0%
60185118 521000 Cont Serv	.00	.00	.00	.00	.00	.00	.0%
60185118 533002 RegFeeTuit	.00	.00	662.66	237.65	1,118.77	407.40	-63.6%
60185118 533005 Meals	.00	.00	.00	.00	.00	.00	.0%
60185118 534000 OperatSupp	.00	.00	367.99	185.07	649.77	165.94	-74.5%
TOTAL Medical Records IC	.00	.00	1,030.65	422.72	1,768.54	573.34	-67.6%
60185119 Orchard Manor Admin IC							
60185119 510000 FTSalaries	7,538.44	56,912.92	56,204.72	42,641.20	50,000.00	87,093.50	74.2%
60185119 510002 Overtime	.00	.00	.00	.00	.00	1,000.00	.0%
60185119 510003 NonProdPay	435.36	4,536.35	9,652.72	9,379.15	.00	.00	.0%
60185119 510004 TermPay	.00	.00	.00	.00	.00	10,770.00	.0%
60185119 510036 SL Buyback	.00	1,350.45	.00	.00	.00	500.00	.0%
60185119 512000 Extra Hire	.00	.00	.00	.00	.00	.00	.0%
60185119 514002 Comm PD	.00	.00	.00	.00	.00	.00	.0%
60185119 515001 Soc Sec	149.18	4,300.30	4,485.69	3,546.99	.00	4,579.51	.0%
60185119 515002 Retirement	150.20	4,335.03	4,583.64	3,745.50	.00	4,814.23	.0%
60185119 515003 Health Ins	812.92	19,611.71	26,535.67	21,560.06	.00	27,500.00	.0%
60185119 515004 Life Ins	1.70	20.40	21.18	22.32	.00	25.51	.0%
60185119 515005 Disability	5.66	159.70	170.51	121.81	.00	156.57	.0%
60185119 515006 AD&D	.25	3.00	3.13	2.62	.00	2.95	.0%
60185119 515007 Unemploy	.00	.00	.00	.00	.00	.00	.0%
60185119 515008 Wrkr Comp	.00	.00	.00	.00	.00	.00	.0%
60185119 515009 EmpMedExp	.00	.00	.00	.00	.00	.00	.0%
60185119 521000 Cont Serv	.00	4,699.25	20,770.99	15,953.60	25,625.44	25,528.46	30.1%
60185119 521001 AcctgAudit	970.00	.00	.00	7,698.02	600.00	5,953.49	.0%
60185119 521002 Attorney	.00	.00	.00	.00	.00	.00	.0%
60185119 521011 EDS Asses	.00	.00	250,400.00	204,750.00	273,000.00	273,000.00	.0%
60185119 524003 SmEqupMain	.00	.00	.00	.00	.00	.00	.0%
60185119 531000 OfficeSupp	.00	.00	1,515.84	196.83	749.02	337.42	-55.0%
60185119 532005 Memb Dues	.00	.00	2,344.47	2,570.75	3,892.46	4,407.00	13.2%
60185119 532006 AdvertRecr	.00	.00	3,250.92	3,262.34	4,599.48	3,458.09	-3.9%
60185119 532007 Outreach	.00	.00	621.41	328.54	376.64	332.45	-11.7%
60185119 533000 MilageTrav	.00	.00	304.01	.00	347.32	.00	.0%
60185119 533002 RegFeeTuit	.00	.00	1,048.55	385.93	750.00	645.12	-14.0%
60185119 533005 Meals	.00	.00	.00	.00	.00	.00	.0%
60185119 534000 OperatSupp	.00	494.22	6,109.83	4,849.91	4,983.85	6,975.41	40.0%
60185119 539000 OtherSupps	.00	.00	.00	.00	.00	.00	.0%
60185119 553051 Equip Rent	.00	87.50	2,708.02	1,382.88	2,308.91	1,902.00	-27.9%
60185119 590000 IndirectCo	.00	.00	.00	.00	.00	.00	.0%
TOTAL Orchard Manor Admin	10,063.71	96,510.83	390,731.30	322,398.45	367,233.12	458,981.71	27.5%
60185120 Other IC							
60185120 522001 WaterSewer	.00	218.69	547.87	274.84	967.38	.00	.0%
60185120 522002 Lights	.00	.00	5,593.23	.00	8,400.00	.00	.0%
60185120 522004 PhoneInter	.00	62.65	525.06	432.01	589.15	575.33	-2.3%

NEXT YEAR BUDGET HISTORICAL COMPARISON

PROJECTION: 20271 2027 Operating Budget FOR PERIOD 99

ACCOUNTS FOR:

Orchard Manor	PRIOR FY3 ACTUALS	PRIOR FY2 ACTUALS	LAST FY1 ACTUALS	CY ACTUALS	CY REV BUDGET	PROJECTION LEVEL 3	PCT CHANGE
60185120 524002 Veh Maint	.00	.00	472.48	2,719.96	2,757.31	4,603.59	1622.2%
60185120 524010 FireSafety	.00	.00	.00	.00	.00	.00	.0%
60185120 534025 ResidentPu	.00	.00	.00	.00	.00	.00	.0%
60185120 535001 Fuel	.00	42.34	574.29	905.16	1,119.32	1,127.57	56.8%
60185120 551001 VehicleIns	.00	.00	.00	.00	.00	.00	.0%
60185120 551002 Liab Ins	.00	.00	12,474.02	.00	.00	.00	.0%
60185120 551003 Prop Ins	.00	.00	.00	.00	.00	.00	.0%
60185120 581001 CO FurnEq	.00	.00	17,554.86	.00	.00	120,470.85	.0%
TOTAL Other IC	.00	323.68	37,741.81	4,331.97	13,833.16	126,777.34	1058.5%
60185121 Qual Mental Retard Spclst IC							
60185121 510000 FTSalaries	66,866.13	.00	.00	5,041.59	.00	89,255.00	.0%
60185121 510003 NonProdPay	.00	.00	.00	1,556.81	.00	.00	.0%
60185121 510004 TermPay	.00	.00	.00	.00	.00	1,200.00	.0%
60185121 510036 SL Buyback	.00	.00	.00	.00	.00	1,000.00	.0%
60185121 515001 Soc Sec	4,643.08	.00	.00	460.14	.00	6,850.00	.0%
60185121 515002 Retirement	4,546.89	.00	.00	475.08	.00	6,475.00	.0%
60185121 515003 Health Ins	17,040.77	.00	.00	5,063.24	.00	25,000.00	.0%
60185121 515004 Life Ins	20.40	.00	.00	2.48	.00	30.00	.0%
60185121 515005 Disability	180.42	.00	.00	15.44	.00	210.00	.0%
60185121 515006 AD&D	3.00	.00	.00	.30	.00	4.00	.0%
TOTAL Qual Mental Retard Spc	93,300.69	.00	.00	12,615.08	.00	130,024.00	.0%
60185122 In Service IC							
60185122 510000 FTSalaries	.00	.00	.00	.00	.00	.00	.0%
60185122 510003 NonProdPay	.00	.00	.00	.00	.00	.00	.0%
60185122 510004 TermPay	.00	.00	.00	.00	.00	.00	.0%
60185122 510036 SL Buyback	.00	.00	.00	.00	.00	.00	.0%
60185122 515001 Soc Sec	.00	.00	.00	.00	.00	.00	.0%
60185122 515002 Retirement	.00	.00	.00	.00	.00	.00	.0%
60185122 515003 Health Ins	.00	.00	.00	.00	.00	.00	.0%
60185122 515004 Life Ins	.00	.00	.00	.00	.00	.00	.0%
60185122 515005 Disability	.00	.00	.00	.00	.00	.00	.0%
60185122 515006 AD&D	.00	.00	.00	.00	.00	.00	.0%
60185122 515009 EmpMedExp	.00	.00	.00	.00	.00	.00	.0%
60185122 524003 SmEqupMain	.00	.00	.00	.00	.00	.00	.0%
60185122 531000 OfficeSupp	.00	.00	.00	.00	.00	.00	.0%
60185122 533001 Educ/Train	.00	150.00	.00	.00	.00	.00	.0%
60185122 533002 RegFeeTuit	.00	.00	.00	.00	.00	.00	.0%
60185122 533005 Meals	.00	.00	.00	.00	.00	.00	.0%
TOTAL In Service IC	.00	150.00	.00	.00	.00	.00	.0%
TOTAL Orchard Manor	-2,061,230.73	-662,930.79	-1,267,701.73	1,852,382.98	1,961,110.00	.00	.0%
TOTAL Orchard Manor	-1,877,162.72	-662,681.79	-1,183,839.73	1,852,382.98	1,961,110.00	.00	.0%

NEXT YEAR BUDGET HISTORICAL COMPARISON

PROJECTION: 20271 2027 Operating Budget FOR PERIOD 99

ACCOUNTS FOR:

County Farm	PRIOR FY3 ACTUALS	PRIOR FY2 ACTUALS	LAST FY1 ACTUALS	CY ACTUALS	CY REV BUDGET	PROJECTION LEVEL 3	PCT CHANGE
860 Farm							
60286001 Farm Fund Revenue/Exp							
60286001 411100 PropTaxLev	.00	.00	.00	.00	.00	.00	.0%
60286001 481000 Int Revenu	-11,485.37	-11,538.00	1,196.00	.00	.00	.00	.0%
60286001 482150 Rentl Inc	-133,244.36	-115,690.80	-125,763.20	-125,023.76	-120,000.00	-116,900.00	-2.6%
60286001 493000 FndBal Usd	.00	.00	.00	.00	.00	.00	.0%
60286001 514002 Comm PD	2,295.00	2,430.00	2,025.00	1,125.00	2,700.00	1,800.00	-33.3%
60286001 515001 Soc Sec	175.57	185.80	154.84	86.03	222.00	150.00	-32.4%
60286001 521000 Cont Serv	.00	.00	5,261.75	.00	.00	.00	.0%
60286001 522001 WaterSewer	.00	.00	.00	.00	.00	.00	.0%
60286001 522002 Lights	.00	.00	.00	.00	.00	.00	.0%
60286001 524003 SmEqupMain	.00	.00	.00	.00	.00	.00	.0%
60286001 524004 Bldg Maint	1,107.03	772.50	.00	.00	1,500.00	800.00	-46.7%
60286001 533000 MilageTrav	447.19	452.25	292.26	194.13	550.00	300.00	-45.5%
60286001 539000 OtherSupps	.00	.00	.00	.00	500.00	.00	.0%
60286001 540000 Depn Exp	11,045.00	5,232.29	5,121.00	.00	.00	.00	.0%
60286001 551003 Prop Ins	2,277.04	2,621.48	2,977.32	3,272.48	3,500.00	4,045.00	15.6%
60286001 581012 CO Bldg	.00	.00	.00	.00	.00	.00	.0%
60286001 592100 TrtoGen	120,708.00	126,628.00	.00	111,028.00	111,028.00	109,805.00	-1.1%
60286001 592260 TrtoEnterp	.00	.00	.00	.00	.00	.00	.0%
TOTAL Farm Fund Revenue/Exp	-6,674.90	11,093.52	-108,735.03	-9,318.12	.00	.00	.0%
TOTAL Farm	-6,674.90	11,093.52	-108,735.03	-9,318.12	.00	.00	.0%
TOTAL County Farm	-6,674.90	11,093.52	-108,735.03	-9,318.12	.00	.00	.0%

NEXT YEAR BUDGET HISTORICAL COMPARISON

PROJECTION: 20271 2027 Operating Budget FOR PERIOD 99

ACCOUNTS FOR:

Unified Community Services	PRIOR FY3 ACTUALS	PRIOR FY2 ACTUALS	LAST FY1 ACTUALS	CY ACTUALS	CY REV BUDGET	PROJECTION LEVEL 3	PCT CHANGE
000 Non Departmental							
60300000 Unified Comm Service							
60300000 510000 FTSalaries	153,719.86	.00	.00	.00	.00	.00	.0%
60300000 510036 SL Buyback	8,364.81	.00	.00	.00	.00	.00	.0%
TOTAL Unified Comm Service	162,084.67	.00	.00	.00	.00	.00	.0%
TOTAL Non Departmental	162,084.67	.00	.00	.00	.00	.00	.0%

NEXT YEAR BUDGET HISTORICAL COMPARISON

PROJECTION: 20271 2027 Operating Budget FOR PERIOD 99

ACCOUNTS FOR:

Unified Community Services	PRIOR FY3 ACTUALS	PRIOR FY2 ACTUALS	LAST FY1 ACTUALS	CY ACTUALS	CY REV BUDGET	PROJECTION LEVEL 3	PCT CHANGE
900 Unified Community Services							
60390000 Unified General							
60390000 411100 PropTaxLev	-574,875.00	-647,962.00	-929,974.00	-369,483.00	-369,483.00	-421,629.00	14.1%
60390000 411110 PrTaxLIowa	-267,500.00	-304,924.00	-313,518.00	-257,638.50	-198,953.00	-227,030.00	14.1%
60390000 433001 FedCOVID	.00	.00	.00	.00	.00	.00	.0%
60390000 435600 St DHS SS	-1,860,390.03	-1,944,217.00	-1,857,519.00	-1,851,092.00	-1,857,519.00	-1,857,519.00	.0%
60390000 435610 NonResServ	-13,806.00	.00	.00	.00	.00	.00	.0%
60390000 435999 PYStGrnRev	.00	.00	.00	.00	.00	.00	.0%
60390000 492200 SpecRevTrn	.00	.00	.00	.00	.00	.00	.0%
60390000 493000 FndBal Usd	.00	.00	.00	.00	.00	-307,616.21	.0%
60390000 539007 COVID Exp	.00	.00	.00	.00	.00	.00	.0%
TOTAL Unified General	-2,716,571.03	-2,897,103.00	-3,101,011.00	-2,478,213.50	-2,425,955.00	-2,813,794.21	16.0%
60390001 Administration							
60390001 480100 Misc Rev	-27,603.77	-110,594.48	33,944.46	-37,995.40	-10,000.00	-15,000.00	50.0%
60390001 492900 ConCenServ	.00	.00	.00	.00	.00	.00	.0%
60390001 510000 FTSalaries	363,806.98	325,673.96	325,137.09	206,627.14	255,781.92	237,550.00	-37.8%
60390001 510002 Overtime	99.50	.00	.00	2,177.76	.00	.00	.0%
60390001 510003 NonProdPay	956.77	45,726.66	82,017.72	56,639.06	35,000.00	.00	.0%
60390001 510004 TermPay	.00	928.52	6,373.37	16,413.78	9,269.94	.00	.0%
60390001 510036 SL Buyback	.00	1,678.09	535.95	.00	1,935.00	50.00	-97.4%
60390001 514002 Comm PD	6,200.00	8,330.20	6,245.00	6,100.00	9,150.00	9,150.00	.0%
60390001 515001 Soc Sec	27,424.83	27,627.02	35,054.67	21,097.61	29,357.00	18,875.00	-35.7%
60390001 515002 Retirement	20,295.97	25,748.24	28,423.01	19,113.26	27,630.12	17,125.00	-38.0%
60390001 515003 Health Ins	99,575.77	66,270.31	110,312.28	78,635.68	101,029.44	73,500.00	-27.2%
60390001 515004 Life Ins	1,596.53	889.12	953.37	366.96	327.36	65.00	-80.1%
60390001 515005 Disability	6.04	.00	1.75	561.47	1,722.75	550.00	-68.1%
60390001 515006 AD&D	49.00	.93	.78	12.63	50.16	10.00	-80.1%
60390001 515007 Unemploy	.00	8,464.00	2,445.30	.00	.00	.00	.0%
60390001 515008 Wrkr Comp	41,068.68	5,471.13	2,752.32	3,779.87	2,500.00	4,513.17	80.5%
60390001 521000 Cont Serv	34,336.26	50,913.89	43,868.35	153,234.16	125,435.05	15,000.00	50.0%
60390001 522001 WaterSewer	.00	.00	.00	1,045.27	2,157.35	2,000.00	.0%
60390001 522002 Lights	.00	.00	.00	5,941.01	7,327.88	9,351.19	.0%
60390001 522003 Heat	.00	.00	.00	6,955.60	6,992.10	6,234.13	.0%
60390001 522004 PhoneInter	3,026.42	1,019.95	80.47	634.00	700.00	200.00	.0%
60390001 524001 Supp Agrmt	15,277.16	.00	.00	.00	30.60	100.00	.0%
60390001 524003 SmEqupMain	853.94	50.90	.00	113.19	500.00	500.00	.0%
60390001 524011 Garbage	.00	.00	.00	2,034.81	2,034.81	3,000.00	.0%
60390001 529008 BackChecks	.00	.00	.00	165.00	15.00	45.00	.0%
60390001 531000 OfficeSupp	8,222.66	736.35	227.37	220.53	275.00	275.00	.0%
60390001 531001 Postage	375.44	989.26	700.34	69.84	500.00	100.00	-80.0%
60390001 531002 Print/Copy	865.07	522.55	1,116.51	533.36	1,100.00	1,000.00	-9.1%
60390001 532006 AdvertRecr	1,416.27	300.89	3,109.82	3,197.94	3,211.33	3,500.00	1650.0%
60390001 533000 MilageTrav	4,840.93	6,284.25	6,445.70	2,403.07	3,400.00	3,000.00	-40.0%
60390001 533002 RegFeeTuit	1,550.10	7,298.84	7,956.44	13,019.12	13,250.00	5,000.00	-75.0%
60390001 533005 Meals	23.37	.00	.00	.00	.00	.00	.0%

NEXT YEAR BUDGET HISTORICAL COMPARISON

PROJECTION: 20271 2027 Operating Budget FOR PERIOD 99

ACCOUNTS FOR:

Unified Community Services	PRIOR FY3 ACTUALS	PRIOR FY2 ACTUALS	LAST FY1 ACTUALS	CY ACTUALS	CY REV BUDGET	PROJECTION LEVEL 3	PCT CHANGE
60390001 533010 ClientTran	51.10	.00	924.00	.00	.00	.00	.0%
60390001 534000 OperatSupp	26,443.21	2,437.95	905.01	939.47	1,250.00	1,250.00	.0%
60390001 534006 Janitorial	.00	226.31	.00	161.22	464.50	250.00	-99.2%
60390001 539000 OtherSupps	-964.04	23,478.95	207.70	26.25	1,950.00	500.00	100.0%
60390001 539002 ITSupplies	524.52	3,803.30	10,690.95	315.00	1,000.00	40,000.00	3900.0%
60390001 551003 Prop Ins	26,245.00	10,213.40	4,530.20	551.12	1,664.73	681.15	-98.6%
60390001 553050 Bldg Rent	37,500.00	26,075.00	14,368.75	.00	.00	.00	.0%
60390001 581001 CO FurnEq	23,856.32	2,597.98	.00	.00	.00	.00	.0%
60390001 590000 IndirectCo	.00	.00	300,000.00	.00	.00	.00	.0%
TOTAL Administration	717,920.03	543,163.47	1,029,328.68	565,089.78	637,012.04	438,374.64	-34.1%
60390002 Birth to Three							
60390002 435600 St DHS SS	-124,121.00	-146,121.00	-146,121.00	-155,451.00	-145,775.00	-145,775.00	.0%
60390002 465500 CseMgmtRev	-54,868.86	-49,644.01	-105,218.35	-49,139.18	-60,000.00	-60,000.00	.0%
60390002 465900 Collectins	.00	.00	.00	-4,634.87	.00	-15,000.00	.0%
60390002 465911 WIMCRRev	.00	-38,302.00	-44,485.97	.00	-48,000.00	-50,000.00	4.2%
60390002 466100 RefRecHS	-2,545.38	-3,905.61	-1,680.12	-40,581.52	-5,000.00	-15,000.00	200.0%
60390002 480100 Misc Rev	-2,767.97	.43	-11,936.77	-2,940.51	-45,000.00	-10,000.00	-77.8%
60390002 510000 FTSalaries	283,862.30	364,991.81	405,355.59	332,658.02	385,994.46	592,290.00	44.1%
60390002 510002 Overtime	95.57	.00	.00	.00	.00	.00	.0%
60390002 510003 NonProdPay	1,878.15	51,711.19	51,408.34	64,364.86	35,000.00	.00	.0%
60390002 510004 TermPay	.00	6,415.05	5,424.69	51.03	.00	.00	.0%
60390002 510036 SL Buyback	3,873.25	2,779.73	3,972.76	.00	938.00	2,285.00	143.6%
60390002 514002 Comm PD	.00	.00	.00	.00	.00	.00	.0%
60390002 515001 Soc Sec	21,819.61	31,619.04	34,679.57	29,022.53	31,467.17	45,490.00	44.6%
60390002 515002 Retirement	17,520.93	27,026.04	30,258.20	27,124.40	27,842.67	40,875.00	46.8%
60390002 515003 Health Ins	53,588.08	67,266.42	93,105.74	94,961.97	72,861.06	153,000.00	110.0%
60390002 515004 Life Ins	920.83	895.32	878.86	700.18	769.04	215.00	80.6%
60390002 515005 Disability	1.23	-4.82	.00	867.94	783.00	1,315.00	67.9%
60390002 515006 AD&D	.19	.04	.02	21.10	18.24	25.00	37.1%
60390002 515007 Unemploy	.00	.00	.00	.00	.00	.00	.0%
60390002 515008 Wrkr Comp	.00	.00	.00	.00	.00	.00	.0%
60390002 521000 Cont Serv	120,029.63	82,256.98	104,668.40	142,316.50	109,902.50	120,000.00	9.1%
60390002 522001 WaterSewer	.00	.00	.00	169.26	374.81	.00	.0%
60390002 522002 Lights	.00	.00	.00	1,693.36	2,159.48	1,511.75	.0%
60390002 522003 Heat	.00	.00	.00	517.99	480.27	1,007.83	.0%
60390002 522004 PhoneInter	2,915.93	3,418.05	3,213.34	2,178.55	2,750.00	2,750.00	.0%
60390002 524001 Supp Agrmt	1,758.05	.00	.00	4,457.50	4,457.50	4,500.00	.0%
60390002 524003 SmEqupMain	186.20	20.99	.00	.00	.00	.00	.0%
60390002 524011 Garbage	.00	.00	.00	23.51	23.51	.00	.0%
60390002 529008 BackChecks	.00	.00	.00	90.00	15.00	15.00	.0%
60390002 531000 OfficeSupp	5,581.20	175.82	191.03	5.85	400.00	100.00	-75.0%
60390002 531001 Postage	59.70	498.39	1,214.97	173.73	500.00	500.00	-58.3%
60390002 531002 Print/Copy	752.00	496.38	729.05	680.45	700.00	800.00	14.3%
60390002 532006 AdvertRecr	9.39	55.62	108.68	42.47	100.00	100.00	.0%
60390002 533000 MilageTrav	2,373.22	3,155.48	2,271.38	3,589.04	3,589.04	2,500.00	-28.6%
60390002 533002 RegFeeTuit	717.00	1,399.86	8,197.19	776.19	2,600.00	2,000.00	-44.4%
60390002 533005 Meals	.00	.00	.00	.00	.00	.00	.0%
60390002 533010 ClientTran	15,324.62	25,612.15	37,500.10	26,552.62	28,000.00	35,000.00	-5.4%

NEXT YEAR BUDGET HISTORICAL COMPARISON

PROJECTION: 20271 2027 Operating Budget FOR PERIOD 99

ACCOUNTS FOR:

Unified Community Services	PRIOR FY3 ACTUALS	PRIOR FY2 ACTUALS	LAST FY1 ACTUALS	CY ACTUALS	CY REV BUDGET	PROJECTION LEVEL 3	PCT CHANGE
60390002 534000 OperatSupp	7,808.05	1,535.09	2,767.20	701.05	1,353.20	1,000.00	-71.4%
60390002 534006 Janitorial	.00	.00	.00	.00	.00	.00	.0%
60390002 539000 OtherSupps	.00	1,466.47	1,146.51	8,818.31	10,000.00	500.00	-50.0%
60390002 539002 ITSupplies	350.88	623.59	43.28	.00	650.00	.00	.0%
60390002 551003 Prop Ins	261.80	2,700.09	1,336.16	249.64	421.48	308.54	.0%
60390002 553050 Bldg Rent	12,271.01	25,155.84	29,520.58	8,672.31	11,563.00	11,563.00	.0%
TOTAL Birth to Three	369,655.61	463,298.43	508,549.43	498,733.28	431,938.43	723,876.12	73.4%
60390003 CLTS C COP							
60390003 435600 St DHS SS	.00	-176,772.00	-200,678.00	.00	-185,244.00	-185,244.00	.0%
60390003 465100 Pblc Chgs	.00	-443.76	-2,975.82	-59,248.35	-5,000.00	-90,000.00	1700.0%
60390003 465500 CseMgmtRev	-202,723.46	-479,537.15	-796,070.49	-423,399.09	-700,000.00	-800,000.00	14.3%
60390003 465913 PrivatePay	-1,456.18	-1,762.55	-1,139.56	-2,744.34	-1,000.00	-1,000.00	.0%
60390003 466000 HumServFee	-142,830.91	-8,183.20	-100,868.38	-63,675.03	-90,000.00	-90,000.00	.0%
60390003 480100 Misc Rev	-36.56	-269.22	-30.62	-81,836.29	-500.00	-10,000.00	1900.0%
60390003 510000 FTSalaries	288,185.04	359,640.75	415,048.74	304,125.50	546,676.23	617,670.00	5.8%
60390003 510002 Overtime	62.63	.00	758.45	.00	.00	.00	.0%
60390003 510003 NonProdPay	344.16	33,218.31	48,620.24	30,943.16	26,000.00	.00	.0%
60390003 510004 TermPay	.00	.00	.00	.00	.00	.00	.0%
60390003 510036 SL Buyback	.00	.00	.00	.00	1,681.92	1,735.00	3.2%
60390003 514002 Comm PD	.00	.00	.00	.00	.00	.00	.0%
60390003 515001 Soc Sec	21,622.85	28,734.66	33,551.71	23,839.64	44,775.46	47,395.00	5.9%
60390003 515002 Retirement	18,852.40	27,079.14	32,323.29	24,125.14	42,141.61	44,960.00	6.7%
60390003 515003 Health Ins	80,501.00	89,514.62	151,063.93	107,454.25	208,122.70	200,000.00	-3.9%
60390003 515004 Life Ins	1,064.40	765.62	503.98	493.35	697.60	290.00	-2.6%
60390003 515005 Disability	4.92	4.82	.81	775.65	1,467.81	1,445.00	-1.6%
60390003 515006 AD&D	.00	.00	.17	20.80	45.60	35.00	-23.2%
60390003 515007 Unemploy	.00	.00	.00	.00	.00	.00	.0%
60390003 515008 Wrkr Comp	.00	.00	.00	.00	.00	.00	.0%
60390003 521000 Cont Serv	55,030.82	103,713.80	122,278.97	102,423.35	102,700.00	120,000.00	33.3%
60390003 522001 WaterSewer	.00	.00	.00	148.84	394.61	.00	.0%
60390003 522002 Lights	.00	.00	.00	1,642.49	2,420.89	1,471.78	.0%
60390003 522003 Heat	.00	.00	.00	483.24	467.34	981.18	.0%
60390003 522004 PhoneInter	2,805.77	3,342.64	2,893.27	1,972.70	3,000.00	3,000.00	.0%
60390003 524001 Supp Agrmt	2,358.05	.00	.00	.00	.00	.00	.0%
60390003 524003 SmEqupMain	186.20	20.99	.00	.00	.00	.00	.0%
60390003 524011 Garbage	.00	.00	.00	17.82	17.82	50.00	.0%
60390003 529008 BackChecks	.00	.00	.00	75.00	60.00	60.00	.0%
60390003 531000 OfficeSupp	5,153.62	157.90	23.81	18.18	50.00	50.00	.0%
60390003 531001 Postage	59.70	408.65	929.17	133.92	1,000.00	250.00	-75.0%
60390003 531002 Print/Copy	282.60	395.51	598.92	569.91	750.00	750.00	.0%
60390003 532006 AdvertRecr	9.39	54.58	164.64	37.84	100.00	200.00	100.0%
60390003 533000 MilageTrav	815.37	1,314.03	757.36	2,116.33	2,116.33	750.00	.0%
60390003 533002 RegFeeTuit	550.00	16,285.65	2,471.65	1,030.79	2,000.00	2,000.00	-66.7%
60390003 533005 Meals	.00	.00	.00	.00	.00	.00	.0%
60390003 533010 ClientTran	13,106.68	11,853.52	18,780.93	12,241.04	15,000.00	20,000.00	.0%
60390003 534000 OperatSupp	16,489.22	466.30	283.56	107,532.35	400.01	2,000.00	300.0%
60390003 534006 Janitorial	.00	.00	.00	.00	.00	.00	.0%
60390003 539000 OtherSupps	.00	749.45	.00	.00	.00	.00	.0%

NEXT YEAR BUDGET HISTORICAL COMPARISON

PROJECTION: 20271 2027 Operating Budget FOR PERIOD 99

ACCOUNTS FOR:

Unified Community Services	PRIOR FY3 ACTUALS	PRIOR FY2 ACTUALS	LAST FY1 ACTUALS	CY ACTUALS	CY REV BUDGET	PROJECTION LEVEL 3	PCT CHANGE
60390003 539002 ITSupplies	305.05	555.71	2,228.22	328.22	620.00	3,000.00	200.0%
60390003 551003 Prop Ins	.00	2,397.85	982.30	632.20	632.18	781.36	.0%
60390003 553050 Bldg Rent	12,271.01	20,384.79	22,653.90	6,781.05	9,041.00	10,000.00	10.6%
60390003 581001 CO FurnEq	.00	.00	.00	99.99	99.99	.00	.0%
TOTAL CLTS C COP	173,013.77	34,091.41	-244,844.85	99,159.65	30,735.10	-97,369.68	-395.7%
60390004 Community Options							
60390004 435600 St DHS SS	-32,636.00	-51,265.00	-106,911.00	-70,836.00	-90,000.00	-90,000.00	100.0%
60390004 521000 Cont Serv	35.00	37,941.84	97,736.90	83,655.14	90,000.00	90,000.00	100.0%
TOTAL Community Options	-32,601.00	-13,323.16	-9,174.10	12,819.14	.00	.00	.0%
60390005 Emergency Services							
60390005 435600 St DHS SS	-34,033.14	.00	.00	.00	.00	.00	.0%
60390005 465901 CommInsRev	-34,229.78	-98,678.00	-141,540.60	-62,047.14	.00	-70,000.00	.0%
60390005 465911 WIMCRRev	.00	.00	.00	.00	-150,000.00	-150,000.00	.0%
60390005 480100 Misc Rev	-32,315.51	-51.51	-.23	-21,345.89	-120,000.00	-10,000.00	-91.7%
60390005 510000 FTSalaries	272,327.78	232,474.50	230,702.25	194,171.28	304,762.40	344,160.00	10.7%
60390005 510002 Overtime	39.63	.00	.00	.00	.00	.00	.0%
60390005 510003 NonProdPay	390.36	14,612.58	24,304.35	19,291.44	6,000.00	.00	.0%
60390005 510004 TermPay	.00	.00	.00	.00	.00	.00	.0%
60390005 510036 SL Buyback	910.15	.00	.00	.00	.00	10.00	.0%
60390005 514002 Comm PD	.00	.00	.00	.00	.00	.00	.0%
60390005 515001 Soc Sec	20,260.93	18,233.65	18,880.37	16,016.56	24,553.81	26,330.00	7.2%
60390005 515002 Retirement	16,493.78	13,828.54	14,914.00	13,330.30	21,129.47	24,325.00	15.1%
60390005 515003 Health Ins	42,651.33	37,292.57	62,527.37	17,683.75	66,771.61	28,500.00	-57.3%
60390005 515004 Life Ins	298.19	303.69	348.59	254.05	319.04	135.00	13.4%
60390005 515005 Disability	.00	.00	.00	419.57	676.48	785.00	16.0%
60390005 515006 AD&D	.10	.00	.02	9.20	18.24	15.00	-17.8%
60390005 515007 Unemploy	.00	.00	.00	.00	.00	.00	.0%
60390005 515008 Wrkr Comp	.00	.00	.00	.00	.00	.00	.0%
60390005 521000 Cont Serv	2,431.28	32,537.82	34,676.76	53,918.19	59,074.00	38,000.00	52.0%
60390005 521116 MobileCris	2,476.06	43,024.71	20.00	.00	.00	.00	.0%
60390005 521117 24/7Serv	82,218.51	37,017.53	80,781.62	57,442.55	69,010.00	80,000.00	.5%
60390005 522001 WaterSewer	.00	.00	.00	93.22	213.93	.00	.0%
60390005 522002 Lights	.00	.00	.00	476.83	861.69	374.64	.0%
60390005 522003 Heat	.00	.00	.00	77.30	89.75	249.76	.0%
60390005 522004 PhoneInter	5,305.76	4,600.29	3,242.63	2,708.45	3,250.00	3,250.00	.0%
60390005 524001 Supp Agrmt	3,516.10	.00	.00	.00	27.00	.00	.0%
60390005 524003 SmEqupMain	372.42	41.97	.00	.00	.00	.00	.0%
60390005 524011 Garbage	.00	.00	.00	12.04	12.04	50.00	.0%
60390005 529008 BackChecks	.00	.00	.00	15.00	15.00	15.00	.0%
60390005 531000 OfficeSupp	6,665.06	89.91	16.45	42.97	100.00	100.00	.0%
60390005 531001 Postage	119.40	421.81	661.45	93.51	185.97	100.00	-86.7%
60390005 531002 Print/Copy	442.14	356.77	486.35	257.59	500.00	500.00	.0%
60390005 532006 AdvertRecr	18.79	48.37	40.31	469.49	500.00	200.00	100.0%
60390005 533000 MilageTrav	2,131.63	1,332.18	2,322.14	2,160.60	2,249.03	1,500.00	.0%
60390005 533002 RegFeeTuit	1,274.99	1,495.36	1,750.83	722.06	1,500.00	500.00	-66.7%

NEXT YEAR BUDGET HISTORICAL COMPARISON

PROJECTION: 20271 2027 Operating Budget FOR PERIOD 99

ACCOUNTS FOR:

Unified Community Services	PRIOR FY3 ACTUALS	PRIOR FY2 ACTUALS	LAST FY1 ACTUALS	CY ACTUALS	CY REV BUDGET	PROJECTION LEVEL 3	PCT CHANGE
60390005 533005 Meals	.00	.00	.00	.00	.00	.00	.0%
60390005 533010 ClientTran	3,173.12	2,678.33	1,005.34	807.90	1,000.00	1,000.00	.0%
60390005 534000 OperatSupp	1,960.26	343.41	527.58	43.44	350.00	200.00	-73.3%
60390005 534006 Janitorial	.00	.00	.00	.00	.00	.00	.0%
60390005 539000 OtherSupps	.00	506.45	.00	.00	.00	.00	.0%
60390005 539002 ITSupplies	203.77	360.94	.00	.00	700.00	.00	.0%
60390005 551003 Prop Ins	.00	2,397.85	979.36	337.16	337.16	416.71	.0%
60390005 553050 Bldg Rent	24,541.90	20,246.52	15,678.51	4,859.82	6,480.00	6,600.00	1.9%
TOTAL Emergency Services	389,645.01	365,516.24	352,325.45	302,321.24	300,686.62	327,316.11	-42.1%
60390006 Mental Health							
60390006 435600 St DHS SS	-201,122.00	-251,956.00	-274,851.00	-160,335.00	-274,851.00	-274,851.00	.0%
60390006 461001 WINBGO	.00	.00	.00	.00	.00	.00	.0%
60390006 465200 InstitCare	.00	.00	.00	.00	-50,000.00	-50,000.00	.0%
60390006 465330 MntlHlthCr	-16,732.36	-14,403.00	-15,684.00	-6,535.00	-17,925.00	-15,000.00	-16.3%
60390006 465501 MedicareRe	-25,722.66	-13,974.89	-23,892.93	-22,161.65	-15,603.00	-25,000.00	60.2%
60390006 465502 MedicaidRe	-80,027.78	-59,152.32	-77,320.45	-69,135.19	-67,118.00	-80,000.00	19.2%
60390006 465900 Collectins	-10,270.07	-4,164.54	-3,207.02	.00	-5,000.00	-2,500.00	-50.0%
60390006 465901 CommInsRev	-55,453.58	-14,632.13	-2,576.69	-29,660.37	-20,000.00	-25,000.00	25.0%
60390006 465911 WIMCRRev	-440,409.11	-116.00	-.14	.00	-150,000.00	-250,000.00	66.7%
60390006 465913 PrivatePay	-9,681.94	-30,486.43	-71,431.15	-22,227.84	-65,000.00	-40,000.00	-38.5%
60390006 466000 HumServFee	.00	-416.00	-1,313.32	-345.90	-2,500.00	-1,500.00	-40.0%
60390006 480100 Misc Rev	45,891.18	-744.65	.00	.00	-5,000.00	.00	.0%
60390006 510000 FTSalaries	505,187.48	534,969.15	572,012.59	463,518.70	687,321.36	770,160.00	5.7%
60390006 510002 Overtime	1,380.03	.00	.00	.00	.00	.00	.0%
60390006 510003 NonProdPay	955.88	96,588.70	99,505.41	70,079.50	40,000.00	.00	.0%
60390006 510004 TermPay	.00	.00	.00	.00	.00	.00	.0%
60390006 510036 SL Buyback	4,669.28	981.12	965.79	.00	12,894.25	1,530.00	-88.1%
60390006 514002 Comm PD	.00	.00	.00	.00	.00	.00	.0%
60390006 515001 Soc Sec	35,237.84	41,236.68	45,506.72	38,003.53	56,754.73	59,035.00	4.0%
60390006 515002 Retirement	34,204.31	42,565.85	45,915.50	37,790.25	52,408.22	54,890.00	4.7%
60390006 515003 Health Ins	130,319.57	120,145.81	140,502.35	104,544.05	153,944.44	179,050.00	16.3%
60390006 515004 Life Ins	2,241.45	2,119.22	2,223.42	1,718.26	1,708.32	280.00	34.4%
60390006 515005 Disability	.00	.00	3.24	1,204.35	1,642.73	1,765.00	7.4%
60390006 515006 AD&D	1.41	.91	1.12	24.88	31.92	35.00	9.6%
60390006 515007 Unemploy	1,480.00	.00	.00	.00	.00	.00	.0%
60390006 515008 Wrkr Comp	.00	.00	.00	.00	.00	.00	.0%
60390006 521000 Cont Serv	419,815.38	652,355.85	524,350.52	430,249.05	381,791.50	550,000.00	340.0%
60390006 521115 Assessmnts	.00	.00	.00	.00	.00	.00	.0%
60390006 522001 WaterSewer	.00	.00	.00	154.01	239.34	.00	.0%
60390006 522002 Lights	.00	.00	.00	743.34	1,528.03	495.15	.0%
60390006 522003 Heat	.00	.00	.00	164.62	212.00	330.10	.0%
60390006 522004 PhoneInter	6,175.44	2,317.45	1,994.11	1,938.95	2,500.00	2,500.00	.0%
60390006 524001 Supp Agrmt	9,375.76	.00	.00	3,328.50	3,364.50	3,500.00	.0%
60390006 524003 SmEqupMain	658.84	95.24	.00	.00	.00	.00	.0%
60390006 524011 Garbage	.00	.00	.00	26.24	26.24	50.00	.0%
60390006 529008 BackChecks	.00	.00	.00	30.00	.00	.00	.0%
60390006 531000 OfficeSupp	10,456.00	201.35	62.17	6.53	500.00	100.00	-80.0%
60390006 531001 Postage	191.05	806.89	1,364.11	257.84	700.00	500.00	-71.4%

NEXT YEAR BUDGET HISTORICAL COMPARISON

PROJECTION: 20271 2027 Operating Budget FOR PERIOD 99

ACCOUNTS FOR:

Unified Community Services	PRIOR FY3 ACTUALS	PRIOR FY2 ACTUALS	LAST FY1 ACTUALS	CY ACTUALS	CY REV BUDGET	PROJECTION LEVEL 3	PCT CHANGE
60390006 531002 Print/Copy	833.48	804.40	966.46	1,193.16	1,200.00	800.00	-33.3%
60390006 532006 AdvertRecr	433.89	70.93	147.82	62.43	100.00	100.00	.0%
60390006 533000 MilageTrav	3,485.91	4,613.33	5,980.86	7,238.31	7,500.00	5,000.00	-33.3%
60390006 533002 RegFeeTuit	2,491.62	3,809.96	4,854.70	5,020.59	6,580.00	6,000.00	-8.8%
60390006 533005 Meals	.00	.00	.00	.00	.00	.00	.0%
60390006 533010 ClientTran	5,265.62	5,532.51	761.04	817.13	1,000.00	1,000.00	.0%
60390006 534000 OperatSupp	14,841.82	3,206.23	1,569.34	789.01	1,250.00	1,000.00	-20.0%
60390006 534006 Janitorial	.00	.00	.00	.00	.00	.00	.0%
60390006 534020 MedSupps	.00	247.31	13.50	.00	100.00	100.00	.0%
60390006 539000 OtherSupps	2,361.73	1,777.29	1,146.52	660.06	2,250.00	1,250.00	.0%
60390006 539002 ITSupplies	204.19	2,428.91	3,044.08	35.03	640.00	100.00	-90.0%
60390006 551003 Prop Ins	.00	7,673.12	3,128.24	505.76	505.75	625.09	.0%
60390006 553050 Bldg Rent	51,671.69	41,925.81	32,823.54	9,582.03	12,776.00	14,000.00	9.6%
TOTAL Mental Health	450,411.35	1,176,428.06	1,018,566.45	869,285.16	758,472.33	890,344.34	79.4%
60390007 Alcohol and Other Drub Abuse							
60390007 435600 St DHS SS	-458,321.00	-446,612.00	-348,594.00	-196,158.89	-138,000.00	-189,424.89	75.4%
60390007 451060 OMVI Sur	-55,619.60	-71,407.62	-60,442.46	-44,462.29	-82,000.00	-70,000.00	-14.6%
60390007 465338 TmtCtGrnt	-35,000.00	-35,288.32	-34,156.92	-14,821.38	-35,000.00	-25,000.00	-28.6%
60390007 465339 TmtCtIowa	-33,160.00	-28,124.34	-42,000.00	-11,366.00	-25,000.00	-25,000.00	.0%
60390007 465501 MedicareRe	-5,084.86	-578.97	-5,254.94	-3,263.72	-10,000.00	-10,000.00	.0%
60390007 465502 MedicaidRe	-54,674.60	-51,125.98	-55,865.24	-42,959.48	-65,000.00	-65,000.00	.0%
60390007 465900 Collectins	-8,890.00	-150.00	-1,287.71	.00	-5,000.00	.00	.0%
60390007 465901 CommInsRev	-3,411.31	-14,792.54	-30,335.40	-12,660.24	-40,000.00	-15,000.00	-62.5%
60390007 465911 WIMCRRev	-13,071.12	.00	.00	.00	-25,000.00	-25,000.00	.0%
60390007 465913 PrivatePay	-78,514.75	-67,103.39	-117,644.05	-69,779.87	-140,000.00	-100,000.00	-28.6%
60390007 466000 HumServFee	.00	-78.00	-1,031.64	-156.00	-2,500.00	-500.00	-80.0%
60390007 480100 Misc Rev	-28,428.89	-48,881.39	-1,264.52	-96.00	-10,000.00	-1,000.00	-90.0%
60390007 510000 FTSalaries	557,804.18	395,731.90	366,634.40	267,764.59	446,153.41	470,650.00	.6%
60390007 510002 Overtime	1,320.70	.00	.00	.00	.00	.00	.0%
60390007 510003 NonProdPay	.00	41,315.38	50,806.83	29,923.80	20,000.00	.00	.0%
60390007 510004 TermPay	.00	.00	2,285.48	8,248.94	.00	.00	.0%
60390007 510036 SL Buyback	1,603.42	.00	.00	.00	.00	75.00	.0%
60390007 514002 Comm PD	.00	.00	.00	.00	.00	.00	.0%
60390007 515001 Soc Sec	39,965.01	31,234.86	30,104.85	21,880.59	35,777.67	36,015.00	.7%
60390007 515002 Retirement	34,652.96	28,371.88	27,515.29	20,162.92	31,601.70	34,130.00	8.0%
60390007 515003 Health Ins	168,325.18	114,812.16	124,390.14	73,852.61	138,644.44	160,850.00	16.0%
60390007 515004 Life Ins	1,793.31	1,725.87	2,013.95	1,369.48	1,708.32	195.00	-6.4%
60390007 515005 Disability	.00	.00	1.07	648.32	945.26	1,100.00	16.4%
60390007 515006 AD&D	.65	.58	.69	16.66	31.92	25.00	-21.7%
60390007 515007 Unemploy	1,480.00	.00	.00	.00	.00	.00	.0%
60390007 515008 Wrkr Comp	.00	.00	.00	.00	.00	.00	.0%
60390007 521000 Cont Serv	62,064.67	140,743.45	83,725.43	32,420.75	32,338.86	50,000.00	150.0%
60390007 521115 Assessmnts	13,045.55	350.00	.00	.00	.00	.00	.0%
60390007 522001 WaterSewer	.00	.00	.00	156.79	218.67	.00	.0%
60390007 522002 Lights	.00	.00	.00	760.31	1,015.52	585.77	.0%
60390007 522003 Heat	.00	.00	.00	198.19	234.00	390.52	.0%
60390007 522004 PhoneInter	8,780.15	4,169.52	3,760.21	3,143.32	3,288.30	3,500.00	191.7%
60390007 524001 Supp Agrmt	9,035.76	.00	.00	4,574.50	4,606.90	4,500.00	.0%

NEXT YEAR BUDGET HISTORICAL COMPARISON

PROJECTION: 20271 2027 Operating Budget FOR PERIOD 99

ACCOUNTS FOR:

Unified Community Services	PRIOR FY3 ACTUALS	PRIOR FY2 ACTUALS	LAST FY1 ACTUALS	CY ACTUALS	CY REV BUDGET	PROJECTION LEVEL 3	PCT CHANGE
60390007 524003 SmEqupMain	658.83	95.24	.00	.00	.00	.00	.0%
60390007 524011 Garbage	.00	.00	.00	31.77	31.77	50.00	.0%
60390007 529008 BackChecks	.00	.00	.00	45.00	30.00	15.00	.0%
60390007 531000 OfficeSupp	15,174.15	451.30	168.03	22.68	450.00	200.00	-60.0%
60390007 531001 Postage	191.05	894.07	1,630.09	231.51	550.00	400.00	-73.3%
60390007 531002 Print/Copy	833.48	902.41	1,179.04	760.59	1,200.00	1,000.00	-16.7%
60390007 532006 AdvertRecr	433.89	121.66	181.31	820.90	824.90	800.00	700.0%
60390007 533000 MilageTrav	5,341.46	5,349.01	2,555.89	594.08	645.71	500.00	.0%
60390007 533002 RegFeeTuit	6,161.45	6,212.30	7,145.66	2,730.08	3,034.80	2,000.00	-33.3%
60390007 533005 Meals	75.52	.00	.00	.00	.00	.00	.0%
60390007 533010 ClientTran	5,604.89	3,933.23	4,074.11	493.00	500.00	4,000.00	700.0%
60390007 534000 OperatSupp	79,857.46	4,765.47	953.71	499.26	500.00	500.00	.0%
60390007 534006 Janitorial	.00	.00	.00	.00	.00	.00	.0%
60390007 539000 OtherSupps	291.44	4,282.45	2,643.08	2,926.40	15,825.10	3,000.00	500.0%
60390007 539002 ITSupplies	239.59	1,146.08	.00	.00	310.10	.00	-100.0%
60390007 551003 Prop Ins	.00	11,030.11	4,497.16	758.64	758.62	937.63	.0%
60390007 553050 Bldg Rent	51,671.69	46,560.97	39,494.59	11,419.38	15,226.00	17,000.00	11.7%
TOTAL Alcohol and Other Drub	292,230.31	80,057.35	57,884.13	90,731.19	178,951.97	266,494.03	54.0%
60390008 Community Support Programs							
60390008 435600 St DHS SS	.00	.00	.00	.00	.00	.00	.0%
60390008 465100 Pblc Chgs	-116,891.40	-1,933.97	-17,307.51	-3,059.16	.00	-5,000.00	.0%
60390008 465500 CseMgmtRev	-122,825.43	-156,567.09	-103,006.16	-107,356.95	-175,000.00	-170,000.00	-2.9%
60390008 465911 WIMCRRev	-461,303.56	-27,061.00	-83,622.79	.00	-198,750.00	-250,000.00	25.8%
60390008 480100 Misc Rev	-9,578.66	-7,831.78	-8,600.00	-252.94	-7,000.00	-1,000.00	-85.7%
60390008 510000 FTSalaries	315,002.92	237,745.04	251,656.43	188,532.19	266,547.18	345,470.00	22.5%
60390008 510002 Overtime	383.16	.00	.00	.00	.00	.00	.0%
60390008 510003 NonProdPay	.00	16,920.88	43,217.72	33,242.25	15,000.00	.00	.0%
60390008 510004 TermPay	.00	.00	2,108.96	.00	.00	.00	.0%
60390008 510036 SL Buyback	.00	2,182.36	1,844.94	.00	2,255.85	1,950.00	-13.6%
60390008 514002 Comm PD	.00	.00	.00	.00	.00	.00	.0%
60390008 515001 Soc Sec	22,280.19	18,930.74	20,623.32	15,937.27	21,749.36	26,580.00	22.2%
60390008 515002 Retirement	21,075.72	17,727.93	20,639.68	15,970.87	20,469.99	25,190.00	23.1%
60390008 515003 Health Ins	66,736.32	43,854.81	74,708.38	48,684.00	67,755.09	89,350.00	31.9%
60390008 515004 Life Ins	1,177.34	1,130.28	1,209.00	806.52	839.28	125.00	40.0%
60390008 515005 Disability	.00	.00	.45	518.75	480.83	805.00	67.4%
60390008 515006 AD&D	.65	.29	.27	10.51	13.68	15.00	9.6%
60390008 515007 Unemploy	.00	.00	.00	.00	.00	.00	.0%
60390008 515008 Wrkr Comp	.00	.00	.00	.00	.00	.00	.0%
60390008 521000 Cont Serv	27,460.75	41,482.08	91,405.30	55,349.27	51,300.00	60,000.00	140.0%
60390008 522001 WaterSewer	.00	.00	.00	101.03	114.89	.00	.0%
60390008 522002 Lights	.00	.00	.00	368.91	807.90	318.93	.0%
60390008 522003 Heat	.00	.00	.00	77.90	95.79	212.62	.0%
60390008 522004 PhoneInter	5,337.12	3,007.98	2,075.37	1,738.36	2,750.00	2,750.00	.0%
60390008 524001 Supp Agrmt	4,570.93	.00	.00	1,090.00	1,108.00	1,200.00	.0%
60390008 524003 SmEqupMain	499.71	63.21	.00	.00	.00	.00	.0%
60390008 524011 Garbage	.00	.00	.00	12.22	12.22	25.00	.0%
60390008 531000 OfficeSupp	6,420.18	70.45	17.04	168.04	250.00	100.00	-60.0%
60390008 531001 Postage	155.23	502.99	658.54	97.68	250.00	500.00	-33.3%

NEXT YEAR BUDGET HISTORICAL COMPARISON

PROJECTION: 20271 2027 Operating Budget FOR PERIOD 99

ACCOUNTS FOR:

Unified Community Services	PRIOR FY3 ACTUALS	PRIOR FY2 ACTUALS	LAST FY1 ACTUALS	CY ACTUALS	CY REV BUDGET	PROJECTION LEVEL 3	PCT CHANGE
60390008 531002 Print/Copy	586.15	577.96	539.34	363.40	750.00	500.00	-33.3%
60390008 532006 AdvertRecr	419.87	23.72	40.91	25.70	100.00	100.00	.0%
60390008 533000 MilageTrav	568.41	341.24	935.90	3,069.88	3,212.76	500.00	-50.0%
60390008 533002 RegFeeTuit	.00	256.98	3,897.88	336.22	500.00	500.00	.0%
60390008 533005 Meals	.00	.00	.00	.00	.00	.00	.0%
60390008 533010 ClientTran	31,907.31	31,732.45	37,369.60	27,592.81	29,000.00	37,000.00	-1.3%
60390008 534000 OperatSupp	4,279.69	280.34	250.40	408.79	500.00	500.00	.0%
60390008 534006 Janitorial	.00	.00	.00	.00	.00	.00	.0%
60390008 539000 OtherSupps	.00	1,514.02	3,000.00	.00	.00	.00	.0%
60390008 539002 ITSupplies	196.81	1,525.40	3,975.79	140.13	250.00	2,000.00	100.0%
60390008 551003 Prop Ins	.00	7,193.55	2,930.94	295.00	295.02	364.60	.0%
60390008 553050 Bldg Rent	35,721.34	24,718.61	16,254.97	5,189.04	6,919.00	7,500.00	8.4%
TOTAL Community Support Prog	-165,819.25	258,389.47	366,824.67	289,457.69	112,576.84	177,556.15	93.8%
60390010 Comprehensive Comm Services							
60390010 465100 Pblc Chgs	-371,519.34	-376,701.49	-1,261,739.18	-659,710.53	-1,300,000.00	-1,200,000.00	-7.7%
60390010 465911 WIMCRRev	-244,902.69	-343,893.46	-551,786.42	.00	-511,472.00	-550,000.00	7.5%
60390010 466000 HumServFee	-57,682.47	-77.00	-8,566.67	-156.00	.00	.00	.0%
60390010 480100 Misc Rev	-287,203.14	-62,248.13	-100.00	-235.72	-100.00	.00	.0%
60390010 510000 FTSalaries	489,295.06	587,886.57	643,258.96	457,233.29	756,454.79	694,750.00	-15.0%
60390010 510002 Overtime	66.35	.00	.00	.00	.00	.00	.0%
60390010 510003 NonProdPay	.00	67,522.49	98,352.92	56,532.10	45,000.00	.00	.0%
60390010 510004 TermPay	.00	427.61	1,822.20	6,746.31	5,131.14	.00	.0%
60390010 510036 SL Buyback	.00	.00	.00	.00	.00	10.00	.0%
60390010 514002 Comm PD	.00	.00	.00	.00	.00	.00	.0%
60390010 515001 Soc Sec	35,491.86	46,898.67	52,519.49	36,171.99	62,534.03	53,160.00	-15.0%
60390010 515002 Retirement	33,011.56	45,236.49	51,621.99	36,988.77	58,855.56	50,370.00	-14.4%
60390010 515003 Health Ins	109,626.37	147,702.75	196,689.97	160,731.80	237,445.02	210,750.00	-11.2%
60390010 515004 Life Ins	741.24	1,098.68	1,070.76	892.78	927.36	280.00	-14.5%
60390010 515005 Disability	5.62	.00	.19	1,201.67	1,684.30	1,650.00	-2.0%
60390010 515006 AD&D	.16	.25	.11	29.89	50.16	36.00	-28.2%
60390010 515007 Unemploy	.00	.00	.00	.00	.00	.00	.0%
60390010 515008 Wrkr Comp	.00	.00	.00	.00	.00	.00	.0%
60390010 521000 Cont Serv	495,254.14	235,500.68	209,022.68	140,803.43	128,770.50	200,000.00	60.0%
60390010 522001 WaterSewer	.00	.00	.00	190.84	299.53	.00	.0%
60390010 522002 Lights	.00	.00	.00	868.42	1,454.99	890.79	.0%
60390010 522003 Heat	.00	.00	.00	233.96	317.65	593.86	.0%
60390010 522004 PhoneInter	3,879.95	6,018.94	6,560.49	5,243.25	7,500.00	7,500.00	.0%
60390010 524001 Supp Agrmt	3,516.10	.00	.00	3,484.50	3,520.50	3,500.00	.0%
60390010 524003 SmEqupMain	353.02	31.16	176.68	.00	500.00	250.00	-50.0%
60390010 524011 Garbage	.00	.00	.00	37.59	37.59	50.00	.0%
60390010 529008 BackChecks	.00	.00	.00	15.00	15.00	15.00	.0%
60390010 531000 OfficeSupp	8,639.35	373.34	48.93	9.34	500.00	250.00	-50.0%
60390010 531001 Postage	119.40	813.85	1,932.44	272.10	900.00	500.00	-80.0%
60390010 531002 Print/Copy	1,152.42	658.89	1,080.97	777.52	1,500.00	1,500.00	.0%
60390010 532006 AdvertRecr	14.11	72.93	210.74	67.95	100.00	100.00	.0%
60390010 533000 MilageTrav	15,042.92	5,758.97	5,156.66	5,300.70	5,301.40	5,000.00	-16.7%
60390010 533002 RegFeeTuit	21.00	1,818.87	10,487.57	3,523.44	5,500.00	4,000.00	-38.5%
60390010 533005 Meals	.00	.00	.00	.00	.00	.00	.0%

NEXT YEAR BUDGET HISTORICAL COMPARISON

PROJECTION: 20271 2027 Operating Budget FOR PERIOD 99

ACCOUNTS FOR:

Unified Community Services	PRIOR FY3 ACTUALS	PRIOR FY2 ACTUALS	LAST FY1 ACTUALS	CY ACTUALS	CY REV BUDGET	PROJECTION LEVEL 3	PCT CHANGE
60390010 533010 ClientTran	25,463.92	51,942.22	61,685.23	45,197.65	54,000.00	55,000.00	.0%
60390010 534000 OperatSupp	9,607.95	1,183.42	404.19	464.13	1,000.00	500.00	-50.0%
60390010 534006 Janitorial	.00	.00	.00	.00	.00	.00	.0%
60390010 539000 OtherSupps	.00	1,580.64	135.82	135.56	200.00	200.00	.0%
60390010 539002 ITSupplies	222.97	3,866.76	2,568.14	.00	300.00	2,000.00	100.0%
60390010 551003 Prop Ins	.00	5,275.27	2,155.60	885.04	885.06	1,093.85	.0%
60390010 553050 Bldg Rent	19,770.97	40,082.54	46,505.16	13,346.37	17,795.00	18,000.00	1.2%
TOTAL Comprehensive Comm Ser	289,988.80	468,831.91	-428,724.38	317,283.14	-413,092.42	-438,050.50	7.3%
60390011 Contracted Services							
60390011 435600 St DHS SS	.00	.00	.00	.00	.00	.00	.0%
60390011 521000 Cont Serv	.00	.00	.00	.00	.00	.00	.0%
TOTAL Contracted Services	.00	.00	.00	.00	.00	.00	.0%
60390012 Family Care							
60390012 481000 Int on Inv	-20.81	-20.89	-18.15	-13.55	-11.00	-10.00	-9.1%
60390012 521000 Cont Serv	132,811.47	424,688.88	420,584.55	423,584.55	423,608.00	423,608.00	.0%
TOTAL Family Care	132,790.66	424,667.99	420,566.40	423,571.00	423,597.00	423,598.00	.0%
60390013 Client Use							
60390013 485000 Donations	.00	-1,631.48	-563.00	.00	.00	.00	.0%
TOTAL Client Use	.00	-1,631.48	-563.00	.00	.00	.00	.0%
60390014 State Opioid Response							
60390014 435600 State SOR	.00	.00	.00	.00	-186,000.00	-186,000.00	.0%
60390014 510000 FTSalaries	.00	.00	32,764.66	39,223.93	18,574.01	79,130.00	.0%
60390014 510002 Overtime	.00	.00	.00	.00	.00	.00	.0%
60390014 510003 NonProdPay	.00	.00	.00	.00	.00	.00	.0%
60390014 510004 TermPay	.00	.00	.00	.00	.00	.00	.0%
60390014 515001 Soc Sec	.00	.00	2,317.92	2,702.78	1,499.76	6,050.00	.0%
60390014 515002 Retirement	.00	.00	2,279.94	2,824.14	1,547.33	4,015.00	.0%
60390014 515003 Health Ins	.00	.00	33,081.61	9,715.88	5,081.12	12,300.00	.0%
60390014 515004 Life Ins	.00	.00	.00	17.20	10.02	25.00	.0%
60390014 515005 Disability	.00	.00	.00	84.27	45.92	130.00	.0%
60390014 515006 AD&D	.00	.00	.00	2.10	1.77	5.00	.0%
60390014 515007 Unemploy	.00	.00	.00	.00	.00	.00	.0%
60390014 515008 Wrkr Comp	.00	.00	.00	.00	.00	.00	.0%
60390014 521000 Cont Serv	.00	.00	26,452.70	41,650.58	154,317.16	186,000.00	20.5%
60390014 521115 Assessmnts	.00	.00	.00	.00	.00	.00	.0%
60390014 522001 WaterSewer	.00	.00	.00	.00	.00	.00	.0%
60390014 522002 Lights	.00	.00	.00	.00	.00	.00	.0%
60390014 522003 Heat	.00	.00	.00	.00	.00	.00	.0%
60390014 522004 PhoneInter	.00	.00	.00	.00	.00	.00	.0%

NEXT YEAR BUDGET HISTORICAL COMPARISON

PROJECTION: 20271 2027 Operating Budget FOR PERIOD 99

ACCOUNTS FOR:

Unified Community Services	PRIOR FY3 ACTUALS	PRIOR FY2 ACTUALS	LAST FY1 ACTUALS	CY ACTUALS	CY REV BUDGET	PROJECTION LEVEL 3	PCT CHANGE
60390014 524011 Garbage	.00	.00	.00	.00	.00	.00	.0%
60390014 531000 OfficeSupp	.00	.00	.00	.00	.00	.00	.0%
60390014 533000 MilageTrav	.00	.00	364.00	.00	.00	.00	.0%
60390014 533002 RegFeeTuit	.00	.00	1,580.00	.00	.00	.00	.0%
60390014 533010 ClientTran	.00	.00	.00	.00	.00	.00	.0%
60390014 534000 OperatSupp	.00	.00	.00	.00	.00	.00	.0%
60390014 539000 OtherSupps	.00	.00	.00	.00	.00	.00	.0%
60390014 539002 ITSupplies	.00	.00	.00	.00	.00	.00	.0%
60390014 551003 Prop Ins	.00	.00	.00	.00	.00	.00	.0%
60390014 553050 Bldg Rent	.00	.00	.00	.00	.00	.00	.0%
TOTAL State Opioid Response	.00	.00	98,840.83	96,220.88	-4,922.91	101,655.00	-420.9%
TOTAL Unified Community Serv	-99,335.74	902,386.69	68,568.71	1,086,458.65	30,000.00	.00	.0%
TOTAL Unified Community Serv	62,748.93	902,386.69	68,568.71	1,086,458.65	30,000.00	.00	.0%

NEXT YEAR BUDGET HISTORICAL COMPARISON

PROJECTION: 20271 2027 Operating Budget FOR PERIOD 99

ACCOUNTS FOR:

Highway	PRIOR FY3 ACTUALS	PRIOR FY2 ACTUALS	LAST FY1 ACTUALS	CY ACTUALS	CY REV BUDGET	PROJECTION LEVEL 3	PCT CHANGE
000 Non Departmental							
70100000 Highway Fund							
70100000 510000 FTSalaries	106,575.94	.00	320.85	9.44	.00	.00	.0%
70100000 510036 SL Buyback	12,105.21	.00	.00	.00	.00	.00	.0%
TOTAL Highway Fund	118,681.15	.00	320.85	9.44	.00	.00	.0%
TOTAL Non Departmental	118,681.15	.00	320.85	9.44	.00	.00	.0%

NEXT YEAR BUDGET HISTORICAL COMPARISON

PROJECTION: 20271 2027 Operating Budget FOR PERIOD 99

ACCOUNTS FOR:

Highway	PRIOR FY3 ACTUALS	PRIOR FY2 ACTUALS	LAST FY1 ACTUALS	CY ACTUALS	CY REV BUDGET	PROJECTION LEVEL 3	PCT CHANGE
950 Highway							
70195100 General							
70195100 411100 PropTaxLev	-4,203,446.00	-4,804,555.00	-5,855,247.56	-3,569,872.19	-3,415,264.31	-2,916,246.93	-14.6%
70195100 432000 FedGrnts	.00	.00	.00	.00	.00	.00	.0%
70195100 435000 StateGrnts	-179,747.30	.00	.00	.00	.00	.00	.0%
70195100 435300 GrntStTrns	-8,088.06	-8,088.04	.00	-8,262.40	.00	.00	.0%
70195100 435370 St Hwy Aid	-1,510,765.78	-1,561,019.38	-1,404,917.44	-1,615,655.06	-1,615,655.06	-1,669,312.00	3.3%
70195100 437100 CtyRoadAid	.00	.00	.00	.00	.00	.00	.0%
70195100 463100 HwyMaint	-59,568.72	-42,047.84	-60,596.44	-13,809.18	-57,964.12	-31,669.63	-45.4%
70195100 463120 Reimbur	.00	.00	-621,060.92	-8,194.00	-177,710.55	.00	.0%
70195100 472300 State	-2,158,427.81	-2,349,341.22	-2,394,956.03	-2,241,675.18	-3,023,203.34	-2,707,992.42	3.2%
70195100 472370 StSuprvsn	-135,408.27	-137,351.06	-142,413.36	-94,532.64	-149,342.16	-155,066.43	3.8%
70195100 472380 StRecRep	-100,525.22	-106,630.25	-107,639.68	-89,652.08	-120,597.05	-130,555.48	8.3%
70195100 472390 St Trans	-155,334.75	-182,610.88	-304,238.79	-292,729.73	-175,000.00	-175,000.00	.0%
70195100 473100 CtyRoadAid	-104,000.00	-104,000.00	-104,000.00	-104,000.00	-104,000.00	-104,000.00	.0%
70195100 480100 Misc Rev	.00	-156.07	-9,162.76	.00	.00	.00	.0%
70195100 483100 AsDsp Gain	.00	.00	.00	.00	.00	.00	.0%
70195100 484000 Ins Recov	.00	-2,789.51	-221,434.08	-3,086.51	.00	.00	.0%
70195100 485000 Donations	.00	.00	.00	.00	.00	.00	.0%
70195100 492200 SpecRevTrn	.00	.00	-1,195,442.00	.00	.00	.00	.0%
70195100 492300 TR Debt	.00	.00	.00	.00	.00	.00	.0%
70195100 492400 CapProjTrn	.00	-1,350,000.00	-970,000.00	-540,581.00	-540,581.00	-3,850,000.00	612.2%
70195100 492600 TrFmOM	.00	.00	-231,009.00	.00	.00	.00	.0%
70195100 493000 FndBal Usd	.00	.00	.00	.00	-1,456,832.79	-2,020,665.28	40.2%
70195100 592300 TR to Debt	.00	.00	.00	.00	.00	.00	.0%
70195100 592400 Tr to CapP	.00	.00	.00	.00	.00	.00	.0%
TOTAL General	-8,615,311.91	-10,648,589.25	-13,622,118.06	-8,582,049.97	-10,836,150.38	-13,760,508.17	32.0%
70195110 Hwy Admin							
70195110 510000 FTSalaries	179,784.17	179,068.24	181,561.22	137,341.11	215,658.00	247,877.74	14.9%
70195110 510002 Overtime	.00	2,432.45	180.60	80.01	2,000.00	2,000.00	.0%
70195110 510003 NonProdPay	.00	21,375.32	31,401.34	23,660.90	25,000.00	.00	.0%
70195110 510004 TermPay	.00	.00	.00	76,019.40	82,292.00	.00	.0%
70195110 510036 SL Buyback	3,793.97	2,495.43	2,060.97	.00	1,651.00	2,493.48	51.0%
70195110 512000 Extra Hire	.00	.00	.00	.00	.00	.00	.0%
70195110 514002 Comm PD	5,040.00	5,220.00	4,860.00	2,745.00	7,500.00	7,500.00	.0%
70195110 515001 Soc Sec	13,702.98	14,677.75	16,632.52	17,616.32	24,705.69	18,986.01	-23.2%
70195110 515002 Retirement	12,427.17	13,706.65	15,028.44	11,592.19	18,681.61	17,993.27	-3.7%
70195110 515003 Health Ins	56,172.09	34,913.83	50,173.66	40,076.79	64,269.83	72,562.42	12.9%
70195110 515004 Life Ins	52.24	47.79	52.53	55.47	89.28	89.28	.0%
70195110 515005 Disability	482.59	508.30	561.87	554.85	548.00	580.75	6.0%
70195110 515006 AD&D	7.68	7.06	7.82	6.43	13.68	10.80	-21.1%
70195110 515009 EmpMedExp	481.00	.00	.00	350.00	350.00	350.00	.0%
70195110 522004 PhoneInter	1,985.66	2,582.60	1,486.37	337.50	1,200.00	1,200.00	.0%
70195110 524002 Veh Maint	3,736.88	2,784.80	4,750.60	.00	2,000.00	2,000.00	.0%
70195110 531000 OfficeSupp	13,731.78	14,182.34	12,078.49	1,677.09	14,650.00	14,650.00	-2.3%

NEXT YEAR BUDGET HISTORICAL COMPARISON

PROJECTION: 20271 2027 Operating Budget FOR PERIOD 99

ACCOUNTS FOR:

Highway	PRIOR FY3 ACTUALS	PRIOR FY2 ACTUALS	LAST FY1 ACTUALS	CY ACTUALS	CY REV BUDGET	PROJECTION LEVEL 3	PCT CHANGE
70195110 531001 Postage	828.24	691.83	18.47	5.46	250.00	250.00	.0%
70195110 532001 LegalPubs	730.31	594.00	2,455.85	463.50	700.00	700.00	.0%
70195110 533000 MilageTrav	1,595.60	1,218.13	1,075.16	670.49	1,500.00	1,500.00	.0%
70195110 533002 RegFeeTuit	2,463.00	890.00	137.00	1,135.00	3,088.00	15,175.00	391.4%
70195110 533005 Meals	.00	.00	8.48	.00	.00	.00	.0%
70195110 533006 Lodging	888.72	1,002.14	-99.00	.00	1,000.00	1,000.00	.0%
70195110 539000 OtherSupps	9,163.96	-55,501.06	24,523.56	14,017.26	15,000.00	15,000.00	.0%
70195110 540000 Depn Exp	28,697.00	226,957.00	315,470.00	.00	.00	.00	.0%
70195110 551002 Liab Ins	.00	.00	.00	.00	.00	.00	.0%
70195110 553051 Equip Rent	.00	.00	.00	.00	.00	.00	.0%
70195110 590001 CapLseInt	9,588.11	1,656.50	.38	.00	.00	.00	.0%
70195110 590972 AllocB&G	15,171.38	.00	12,420.44	.00	10,992.00	12,420.00	13.0%
TOTAL Hwy Admin	360,524.53	471,511.10	676,846.77	328,404.77	493,139.09	434,338.75	-11.9%
70195181 Co Road Aid							
70195181 575001 CostShare	132,594.50	214,502.82	249,983.69	186,558.34	208,000.00	208,000.00	.0%
TOTAL Co Road Aid	132,594.50	214,502.82	249,983.69	186,558.34	208,000.00	208,000.00	.0%
70195182 Co Bridge Aid							
70195182 575001 CostShare	210,356.83	298,402.72	136,145.70	154,607.88	255,000.00	255,000.00	.0%
TOTAL Co Bridge Aid	210,356.83	298,402.72	136,145.70	154,607.88	255,000.00	255,000.00	.0%
70195191 Supervision							
70195191 510000 FTSalaries	130,697.29	146,515.53	147,093.19	114,787.74	165,690.79	167,793.60	1.3%
70195191 510002 Overtime	148.47	752.22	818.05	1,143.32	500.00	500.00	.0%
70195191 510003 NonProdPay	.00	.00	440.11	.00	500.00	.00	.0%
70195191 510004 TermPay	.00	.00	.00	.00	.00	.00	.0%
70195191 513010 Frng Benef	95,493.58	104,763.76	99,402.79	71,932.39	93,893.75	104,342.03	9.8%
70195191 522004 PhoneInter	1,454.42	2,019.21	3,231.74	1,625.48	2,500.00	2,500.00	.0%
70195191 533002 RegFeeTuit	.00	.00	250.00	1,120.00	1,120.00	1,120.00	.0%
70195191 533005 Meals	.00	.00	.00	.00	.00	.00	.0%
70195191 533006 Lodging	.00	.00	379.99	.00	.00	.00	.0%
70195191 539000 OtherSupps	16.00	.00	1,164.90	101.92	200.00	200.00	.0%
70195191 553051 Equip Rent	41,801.92	34,158.18	61,098.06	29,773.34	50,000.00	50,000.00	.0%
TOTAL Supervision	269,611.68	288,208.90	313,878.83	220,484.19	314,404.54	326,455.63	3.8%
70195192 Radio							
70195192 524007 RadioMaint	7,755.58	9,598.37	18,535.97	2,141.77	10,000.00	10,000.00	.0%
70195192 590970 AllocEmpBe	.00	.00	.00	.00	.00	.00	.0%
TOTAL Radio	7,755.58	9,598.37	18,535.97	2,141.77	10,000.00	10,000.00	.0%

70195193 Insurance

NEXT YEAR BUDGET HISTORICAL COMPARISON

PROJECTION: 20271 2027 Operating Budget FOR PERIOD 99

ACCOUNTS FOR:

Highway	PRIOR FY3 ACTUALS	PRIOR FY2 ACTUALS	LAST FY1 ACTUALS	CY ACTUALS	CY REV BUDGET	PROJECTION LEVEL 3	PCT CHANGE
70195193 551002 Liab Ins	72,381.52	76,138.20	89,602.24	91,121.36	85,000.00	85,000.00	.0%
70195193 551005 LegalIns	.00	.00	.00	.00	.00	.00	.0%
TOTAL Insurance	72,381.52	76,138.20	89,602.24	91,121.36	85,000.00	85,000.00	.0%
70195210 Fringe Benefits							
70195210 510000 FTSalaries	380,750.59	119,209.66	1,659.80	.00	280,232.57	.00	.0%
70195210 510003 NonProdPay	.00	286,992.97	436,606.58	275,937.97	131,698.02	424,288.51	.0%
70195210 510004 TermPay	.00	28,363.00	21,626.85	17,439.47	8,766.73	8,766.73	.0%
70195210 510036 SL Buyback	12,568.69	3,088.01	15,909.96	.00	12,889.07	18,932.87	46.9%
70195210 515001 Soc Sec	189,478.88	214,847.63	223,169.65	162,747.38	228,250.80	240,012.21	5.2%
70195210 515002 Retirement	756,891.96	126,276.14	302,403.21	165,410.07	212,958.58	227,462.55	6.8%
70195210 515003 Health Ins	806,512.35	684,533.18	923,406.83	679,164.69	948,497.87	1,040,615.10	9.6%
70195210 515004 Life Ins	1,065.80	970.33	1,000.80	1,024.24	1,409.82	1,428.48	1.3%
70195210 515005 Disability	6,594.53	7,264.04	7,624.67	5,149.90	7,340.52	7,341.55	.0%
70195210 515006 AD&D	156.74	142.54	147.87	120.35	225.24	172.80	-23.3%
70195210 515007 Unemploy	740.00	143.57	6,660.00	3,624.65	3,624.65	3,624.65	45.0%
70195210 515008 Wrkr Comp	38,417.39	64,885.51	44,947.21	61,726.72	80,000.00	80,000.00	.0%
70195210 521000 Cont Serv	524.00	3,090.00	2,299.00	2,135.00	2,000.00	2,000.00	.0%
70195210 521002 Attorney	.00	.00	.00	.00	.00	.00	.0%
70195210 539000 OtherSupps	8,695.25	9,543.91	15,377.25	3,389.95	9,000.00	9,000.00	.0%
70195210 553051 Equip Rent	.00	.00	.00	.00	.00	.00	.0%
70195210 590970 AllocEmpBe	-1,632,176.35	-1,835,657.67	-1,943,074.03	-1,221,253.91	-1,926,893.87	-2,063,645.45	7.1%
TOTAL Fringe Benefits	570,219.83	-286,307.18	59,765.65	156,616.48	.00	.00	.0%
70195220 Small Tools							
70195220 510000 FTSalaries	844.01	4,640.41	.00	6,555.39	3,500.00	3,605.00	3.0%
70195220 510002 Overtime	.00	87.30	.00	.00	.00	.00	.0%
70195220 510003 NonProdPay	.00	.00	.00	.00	.00	.00	.0%
70195220 512000 Extra Hire	.00	.00	.00	.00	.00	.00	.0%
70195220 513010 Frng Benef	631.83	233.41	.00	4,184.67	1,995.00	2,163.00	8.4%
70195220 535001 Fuel	327.58	489.32	331.71	369.63	450.00	450.00	.0%
70195220 535005 GreaseOil	185.41	311.53	257.31	193.06	300.00	300.00	.0%
70195220 535006 MachEquip	.00	44.97	44.63	.00	.00	.00	.0%
70195220 535007 TiresBatts	.00	.00	.00	.00	.00	.00	.0%
70195220 537001 Construct	60,040.33	15,026.33	10,242.20	25,759.07	18,769.88	18,769.88	-6.2%
70195220 539000 OtherSupps	.00	8.99	.00	.00	.00	.00	.0%
70195220 549001 FieldTools	.00	.00	.00	.00	.00	.00	.0%
70195220 551002 Liab Ins	43.90	.00	71.26	.00	50.00	50.00	.0%
70195220 553051 Equip Rent	170.06	.00	.00	1,423.34	1,230.12	1,230.12	.0%
70195220 590971 AllocSmToo	-62,243.12	-16,432.66	-10,947.11	.00	-26,295.00	-26,568.00	1.0%
TOTAL Small Tools	.00	4,409.60	.00	38,485.16	.00	.00	.0%
70195230 Shop Operations							
70195230 510000 FTSalaries	55,013.45	90,928.09	104,203.42	92,515.64	119,180.00	131,974.40	10.7%

NEXT YEAR BUDGET HISTORICAL COMPARISON

PROJECTION: 20271 2027 Operating Budget FOR PERIOD 99

ACCOUNTS FOR:

Highway	PRIOR FY3 ACTUALS	PRIOR FY2 ACTUALS	LAST FY1 ACTUALS	CY ACTUALS	CY REV BUDGET	PROJECTION LEVEL 3	PCT CHANGE
70195230 510002 Overtime	5,831.18	5,038.12	4,263.35	3,643.91	5,200.00	5,434.00	4.5%
70195230 510003 NonProdPay	.00	.00	.00	.00	.00	.00	.0%
70195230 512000 Extra Hire	.00	.00	.00	.00	.00	.00	.0%
70195230 513010 Frng Benef	44,541.71	61,343.59	72,870.79	58,722.26	70,896.60	85,193.21	20.2%
70195230 522004 PhoneInter	2,159.85	2,039.91	1,366.82	786.14	2,000.00	2,000.00	.0%
70195230 524004 Bldg Maint	.00	.00	.00	.00	.00	.00	.0%
70195230 524011 Garbage	207.50	.00	.00	.00	.00	.00	.0%
70195230 533005 Meals	.00	.00	.00	.00	.00	.00	.0%
70195230 533006 Lodging	.00	.00	.00	.00	.00	.00	.0%
70195230 534000 OperatSupp	51,273.48	47,298.12	67,747.56	48,735.54	55,000.00	55,000.00	.0%
70195230 535000 MaintSuppl	.00	.00	.00	.00	.00	.00	.0%
70195230 535001 Fuel	573.59	1,587.50	610.47	714.19	1,500.00	1,500.00	.0%
70195230 535005 GreaseOil	3.17	154.62	53.15	96.71	100.00	100.00	.0%
70195230 535006 MachEquip	.00	875.23	90.45	7,140.31	500.00	500.00	.0%
70195230 535007 TiresBatts	.00	.00	.00	6,716.39	.00	.00	.0%
70195230 537001 Construct	4,588.61	37,248.57	17,607.64	11,739.63	11,000.00	11,000.00	.0%
70195230 540000 Depn Exp	.00	371.00	516.00	.00	.00	.00	.0%
70195230 551002 Liab Ins	2,078.82	.00	2,187.81	.00	2,000.00	2,000.00	.0%
70195230 553051 Equip Rent	630.64	731.23	2,257.69	1,466.57	1,000.00	1,000.00	.0%
70195230 590970 AllocEmpBe	.00	.00	19,313.50	.00	.00	.00	.0%
70195230 590972 AllocB&G	62,631.85	.00	51,275.16	.00	50,000.00	50,000.00	.0%
70195230 590973 AllocShop	-236,759.21	91,667.63	-342,938.60	.00	-318,376.60	-345,701.61	8.6%
70195230 590974 AllocFuel	7,225.36	-5,924.14	834.31	.00	.00	.00	.0%
TOTAL Shop Operations	.00	333,359.47	2,259.52	232,277.29	.00	.00	.0%
70195232 Fuel Handling							
70195232 510000 FTSalaries	1,597.02	2,125.59	681.58	328.98	750.00	772.50	3.0%
70195232 510002 Overtime	.00	.00	.00	.00	.00	.00	.0%
70195232 510003 NonProdPay	.00	.00	.00	.00	.00	.00	.0%
70195232 512000 Extra Hire	.00	.00	.00	.00	.00	.00	.0%
70195232 513010 Frng Benef	1,125.70	1,502.43	445.01	237.23	403.50	478.95	12.0%
70195232 515001 Soc Sec	.00	33.69	.00	.00	.00	.00	.0%
70195232 524003 SmEqupMain	.00	.00	.00	.00	.00	550.00	.0%
70195232 535001 Fuel	.00	.00	.00	.00	.00	.00	.0%
70195232 535006 MachEquip	631.70	887.54	398.36	.00	550.00	.00	.0%
70195232 535008 Sundry	.00	1,790.47	.00	.00	.00	.00	.0%
70195232 553051 Equip Rent	1,444.90	825.78	264.79	104.39	24.00	80.00	.0%
70195232 590974 AllocFuel	-4,799.32	-7,305.80	-1,240.39	-640.27	-1,727.50	-1,881.45	8.9%
TOTAL Fuel Handling	.00	-140.30	549.35	30.33	.00	.00	.0%
70195240 Machine Operations							
70195240 510000 FTSalaries	274,624.54	304,965.93	353,426.07	310,987.55	303,000.00	312,090.00	3.0%
70195240 510002 Overtime	7,185.60	3,314.65	3,646.54	2,067.68	7,000.00	7,315.00	4.5%
70195240 510003 NonProdPay	.00	579.55	.00	283.90	.00	.00	.0%
70195240 512000 Extra Hire	537.89	.00	.00	.00	.00	.00	.0%
70195240 513010 Frng Benef	206,319.43	224,271.21	250,720.73	188,323.77	176,700.00	198,031.00	12.1%
70195240 515001 Soc Sec	.00	.00	.00	1,051.16	.00	.00	.0%

NEXT YEAR BUDGET HISTORICAL COMPARISON

PROJECTION: 20271 2027 Operating Budget FOR PERIOD 99

ACCOUNTS FOR:

Highway	PRIOR FY3 ACTUALS	PRIOR FY2 ACTUALS	LAST FY1 ACTUALS	CY ACTUALS	CY REV BUDGET	PROJECTION LEVEL 3	PCT CHANGE
70195240 535001 Fuel	518,090.91	422,478.25	420,561.72	341,256.44	570,000.00	586,321.00	2.9%
70195240 535005 GreaseOil	20,353.89	18,079.08	20,008.64	10,344.73	19,000.00	19,000.00	.0%
70195240 535006 MachEquip	294,414.06	497,536.07	430,951.70	259,601.06	364,000.00	364,000.00	.0%
70195240 535007 TiresBatts	70,814.05	55,027.63	49,805.21	27,863.11	70,000.00	70,000.00	.0%
70195240 535008 Sundry	897.61	1,113.64	1,246.39	7,188.52	1,500.00	2,000.00	33.3%
70195240 540000 Depn Exp	536,994.97	403,180.64	384,491.87	.00	.00	.00	.0%
70195240 551001 VehicleIns	90,484.83	99,649.86	94,617.71	117,212.70	99,000.00	99,000.00	.0%
70195240 551005 LegalIns	.00	.00	.00	.00	.00	.00	.0%
70195240 553051 Equip Rent	30,690.59	39,465.93	83,019.39	38,858.58	30,000.00	30,000.00	.0%
70195240 590970 AllocEmpBe	.00	.00	.00	.00	.00	.00	.0%
70195240 590973 AllocShop	241,288.46	.00	363,097.23	.00	321,155.50	350,000.00	9.0%
70195240 590976 AllocMach	-2,712,965.85	-2,514,152.98	-2,811,654.31	-1,868,889.68	-1,961,355.50	-2,037,757.00	3.9%
TOTAL Machine Operations	-420,269.02	-444,490.54	-356,061.11	-563,850.48	.00	.00	.0%
70195271 Bldg & Grounds							
70195271 510000 FTSalaries	85,778.60	80,858.25	75,050.81	73,184.22	60,000.00	61,800.00	3.0%
70195271 510002 Overtime	813.15	195.67	736.16	94.44	.00	.00	.0%
70195271 510003 NonProdPay	.00	.00	.00	.00	.00	.00	.0%
70195271 512000 Extra Hire	.00	.00	.00	.00	.00	.00	.0%
70195271 513010 Frng Benef	63,615.82	57,604.39	50,752.42	44,008.31	34,200.00	38,316.00	12.0%
70195271 515001 Soc Sec	.00	.00	.00	290.30	.00	.00	.0%
70195271 522001 WaterSewer	13,072.91	13,171.22	18,618.77	13,477.40	13,000.00	15,000.00	15.4%
70195271 522002 Lights	31,260.92	33,104.17	32,070.37	27,340.05	42,000.00	40,000.00	-4.8%
70195271 522003 Heat	33,579.76	25,956.79	32,927.57	24,471.24	40,000.00	40,000.00	.0%
70195271 524004 Bldg Maint	42,855.55	78,424.53	67,093.26	18,301.41	45,000.00	45,000.00	.0%
70195271 534000 OperatSupp	.00	.00	.00	.00	.00	.00	.0%
70195271 537001 Construct	.00	107.52	.00	.00	.00	.00	.0%
70195271 537008 OthRdSupps	22,173.64	1,382.21	330.00	6,399.92	7,500.00	7,500.00	.0%
70195271 539000 OtherSupps	29.92	107.72	.00	.00	.00	.00	.0%
70195271 540000 Depn Exp	.00	.00	.00	.00	.00	.00	.0%
70195271 551003 Prop Ins	9,631.80	11,702.32	14,063.24	16,129.88	12,000.00	15,000.00	25.0%
70195271 553051 Equip Rent	26,253.45	19,857.14	20,308.92	22,932.19	12,000.00	12,000.00	.0%
70195271 590970 AllocEmpBe	58,977.45	28,904.30	.00	.00	.00	.00	.0%
70195271 590972 AllocB&G	-388,042.97	-295,422.91	-391,586.25	.00	-265,700.00	-274,616.00	3.4%
TOTAL Bldg & Grounds	.00	55,953.32	-79,634.73	246,629.36	.00	.00	.0%
70195272 Salt Shed Operations							
70195272 510000 FTSalaries	3,432.44	1,105.28	2,858.88	15,684.09	2,000.00	2,060.00	3.0%
70195272 510002 Overtime	74.82	.00	.00	82.74	.00	.00	.0%
70195272 510003 NonProdPay	.00	.00	.00	.00	.00	.00	.0%
70195272 512000 Extra Hire	.00	.00	.00	.00	.00	.00	.0%
70195272 513010 Frng Benef	2,493.13	778.03	1,902.94	8,370.34	1,140.00	1,277.20	12.0%
70195272 522001 WaterSewer	.00	.00	.00	.00	.00	.00	.0%
70195272 522002 Lights	1,793.16	1,227.67	1,642.27	1,031.13	2,000.00	2,000.00	.0%
70195272 524004 Bldg Maint	3,810.99	1,500.47	5,064.58	4,065.08	2,500.00	2,500.00	.0%
70195272 537001 Construct	.00	.00	.00	.00	.00	.00	.0%
70195272 553051 Equip Rent	1,636.61	119.36	901.15	5,432.01	1,000.00	1,000.00	.0%

NEXT YEAR BUDGET HISTORICAL COMPARISON

PROJECTION: 20271 2027 Operating Budget FOR PERIOD 99

ACCOUNTS FOR:

Highway	PRIOR FY3 ACTUALS	PRIOR FY2 ACTUALS	LAST FY1 ACTUALS	CY ACTUALS	CY REV BUDGET	PROJECTION LEVEL 3	PCT CHANGE
70195272 590975 AllocSalt	-13,241.15	-4,730.81	-12,369.82	.00	-8,640.00	-8,837.20	2.3%
TOTAL Salt Shed Operations	.00	.00	.00	34,665.39	.00	.00	.0%
70195287 Equipment							
70195287 483100 AsDsp Gain	.00	31,240.92	-5,094.00	-192,441.00	.00	.00	.0%
70195287 510000 FTSalaries	5,662.53	9,859.30	7,559.31	1,588.12	10,000.00	10,300.00	3.0%
70195287 510002 Overtime	.00	.00	48.28	.00	.00	.00	.0%
70195287 510003 NonProdPay	.00	.00	.00	.00	.00	.00	.0%
70195287 512000 Extra Hire	.00	.00	.00	.00	.00	.00	.0%
70195287 513010 Frng Benef	4,294.39	7,008.93	5,563.04	1,036.89	5,700.00	6,386.00	12.0%
70195287 537008 OthRdSupps	.00	.00	.00	.00	.00	.00	.0%
70195287 553051 Equip Rent	.00	230.66	93.16	.00	.00	.00	.0%
70195287 581001 CO FurnEq	.00	.00	.00	.00	.00	.00	.0%
70195287 581003 CO Vehicle	73,703.91	120,389.33	63,508.19	.00	.00	190,000.00	.0%
70195287 581006 CO Hvy Mtr	584,139.12	674,114.79	805,986.67	198,378.22	314,300.00	364,300.00	15.9%
70195287 581007 CO Shop Eq	.00	.00	.00	.00	.00	.00	.0%
70195287 581008 CO Bitum	.00	.00	.00	.00	.00	.00	.0%
70195287 581009 CO Snow Eq	91,648.00	67,075.00	163,715.00	140,448.00	315,700.00	365,700.00	13.2%
70195287 581010 CO MaintCo	.00	53,387.47	.00	38,150.00	7,250.00	7,250.00	.0%
70195287 581012 CO Bldg	.00	.00	.00	234,350.00	.00	.00	.0%
70195287 590977 CapCstTran	-759,447.95	-932,167.55	-1,060,392.09	.00	.00	.00	.0%
TOTAL Equipment	.00	31,138.85	-19,012.44	421,510.23	652,950.00	943,936.00	44.6%
70195288 Capital Outlay							
70195288 510000 FTSalaries	.00	10,622.75	9,349.63	30,185.06	29,671.00	.00	.0%
70195288 510002 Overtime	.00	.00	.00	124.11	124.11	.00	.0%
70195288 510003 NonProdPay	.00	.00	.00	.00	.00	.00	.0%
70195288 512000 Extra Hire	.00	.00	.00	.00	.00	.00	.0%
70195288 513010 Frng Benef	.00	7,477.53	6,122.56	21,726.63	21,282.39	.00	.0%
70195288 537008 OthRdSupps	.00	.00	.00	3,142.15	3,142.15	.00	.0%
70195288 553051 Equip Rent	.00	9,687.91	12,524.62	33,755.19	33,292.35	.00	.0%
70195288 581012 CO Bldg	.00	678,087.01	-27,996.81	327,292.70	327,292.70	.00	.0%
70195288 590977 CapCstTran	.00	.00	.00	.00	.00	.00	.0%
TOTAL Capital Outlay	.00	705,875.20	.00	416,225.84	414,804.70	.00	.0%
70195289 Material Handling							
70195289 510000 FTSalaries	.00	-486.09	454.88	.00	.00	.00	.0%
70195289 510002 Overtime	.00	31.21	.00	.00	.00	.00	.0%
70195289 510003 NonProdPay	.00	.00	1,153.29	.00	.00	.00	.0%
70195289 512000 Extra Hire	.00	.00	.00	.00	.00	.00	.0%
70195289 513010 Frng Benef	.00	.00	.00	.00	.00	.00	.0%
70195289 537002 CrRckGrvel	.00	.00	.00	.00	.00	.00	.0%
70195289 537003 SodChlorid	.00	.00	.00	.00	.00	.00	.0%
70195289 537004 Brine	.00	.00	.00	.00	.00	.00	.0%
70195289 537008 OthRdSupps	.00	.00	.00	.00	.00	.00	.0%

NEXT YEAR BUDGET HISTORICAL COMPARISON

PROJECTION: 20271 2027 Operating Budget FOR PERIOD 99

ACCOUNTS FOR:

Highway	PRIOR FY3 ACTUALS	PRIOR FY2 ACTUALS	LAST FY1 ACTUALS	CY ACTUALS	CY REV BUDGET	PROJECTION LEVEL 3	PCT CHANGE
70195289 553051 Equip Rent	.00	.00	.00	.00	.00	.00	.0%
70195289 590978 InvCstTran	.00	.00	.00	.00	.00	.00	.0%
TOTAL Material Handling	.00	-454.88	1,608.17	.00	.00	.00	.0%
70195290 Salt Brining							
70195290 510000 Brine Sal	.00	.00	.00	125.92	.00	15,000.00	.0%
70195290 510002 Brine OT	.00	.00	.00	.00	.00	.00	.0%
70195290 513010 BrineFring	.00	.00	.00	.00	.00	9,300.00	.0%
70195290 522001 WaterSewer	.00	.00	.00	.00	.00	.00	.0%
70195290 539000 OtherSupps	.00	.00	.00	.00	.00	.00	.0%
70195290 553051 Equip Rent	.00	.00	.00	.00	.00	4,000.00	.0%
70195290 590970 AllocEmpBe	.00	.00	.00	.00	.00	.00	.0%
TOTAL Salt Brining	.00	.00	.00	125.92	.00	28,300.00	.0%
70195310 River Access							
70195310 435700 RvrAccGrnt	-11,305.00	-10,000.00	-9,852.29	-10,000.00	-19,016.00	-10,000.00	-47.4%
70195310 467205 BoatLndg	-2,678.60	-1,345.96	-2,651.86	-2,894.10	-2,000.00	-2,000.00	.0%
70195310 510000 FTSalaries	8,209.74	12,053.70	18,214.49	18,612.18	13,860.00	22,064.00	59.2%
70195310 510003 NonProdPay	.00	.00	.00	.00	.00	.00	.0%
70195310 510004 TermPay	.00	.00	.00	.00	.00	.00	.0%
70195310 512000 Extra Hire	12,698.53	.00	.00	.00	7,561.45	.00	.0%
70195310 513010 RiverFring	.00	.00	.00	10,724.55	.00	13,679.68	.0%
70195310 514002 Comm PD	.00	.00	.00	90.00	.00	.00	.0%
70195310 515001 Soc Sec	1,061.18	905.89	1,198.98	1,253.45	338.75	.00	.0%
70195310 522002 Lights	510.02	443.60	522.10	328.36	500.00	500.00	.0%
70195310 524002 Veh Maint	-1,844.96	-6,807.41	-2,130.71	.00	1,000.00	1,000.00	.0%
70195310 524003 SmEqupMain	.00	.00	.00	.00	500.00	500.00	.0%
70195310 524011 Garbage	.00	135.00	.00	.00	500.00	500.00	.0%
70195310 533000 MilageTrav	.00	.00	.00	15.95	.00	.00	.0%
70195310 534000 OperatSupp	.00	.00	.00	.00	.00	.00	.0%
70195310 535001 Fuel	.00	.00	.00	.00	2,900.00	2,900.00	.0%
70195310 535006 MachEquip	.00	.00	.00	.00	.00	.00	.0%
70195310 539000 OtherSupps	-9,115.81	855.07	3,081.33	523.41	4,500.00	4,500.00	.0%
70195310 551001 VehicleIns	1,610.46	1,770.91	1,996.27	2,278.32	1,750.00	1,750.00	.0%
70195310 551003 Prop Ins	106.28	122.88	139.04	164.11	125.00	193.10	54.5%
70195310 553051 Equip Rent	19,404.86	11,766.70	14,401.11	13,956.49	9,000.00	9,000.00	.0%
TOTAL River Access	18,656.70	9,900.38	24,918.46	35,052.72	21,519.20	44,586.78	107.2%
70195311 County Routine Maintenance							
70195311 510000 FTSalaries	478,127.72	684,433.89	678,958.86	557,735.31	650,200.63	654,256.65	.6%
70195311 510002 Overtime	4,163.18	12,056.60	12,768.73	7,950.41	8,000.00	8,360.00	4.5%
70195311 510003 NonProdPay	.00	8,796.36	171.12	.00	.00	.00	.0%
70195311 512000 Extra Hire	.00	.00	.00	.00	.00	.00	.0%
70195311 513010 Frng Benef	350,160.43	491,852.44	458,878.77	339,307.90	375,174.36	410,822.32	9.5%
70195311 533002 RegFeeTuit	.00	410.00	285.00	2,579.00	1,989.00	1,989.00	.0%

NEXT YEAR BUDGET HISTORICAL COMPARISON

PROJECTION: 20271 2027 Operating Budget FOR PERIOD 99

ACCOUNTS FOR:

Highway	PRIOR FY3 ACTUALS	PRIOR FY2 ACTUALS	LAST FY1 ACTUALS	CY ACTUALS	CY REV BUDGET	PROJECTION LEVEL 3	PCT CHANGE
70195311 533005 Meals	.00	1,442.23	822.49	.00	.00	.00	.0%
70195311 533006 Lodging	109.00	220.02	306.01	.00	.00	.00	.0%
70195311 535001 Fuel	.00	.00	162.37	252.62	56.21	100.00	.0%
70195311 535005 GreaseOil	141.98	.00	76.59	.00	.00	.00	.0%
70195311 535009 ConsTools	6,274.53	28,782.68	11,119.27	.00	5,166.87	5,367.19	3.9%
70195311 535010 Signs	-849.92	-10,022.05	12,554.38	599.68	12,954.79	12,954.79	-13.6%
70195311 537002 CrRckGrvel	68,591.79	81,285.08	25,129.40	2,314.72	55,023.07	55,023.07	-8.3%
70195311 537003 SodChlorid	.00	.00	.00	.00	.00	.00	.0%
70195311 537005 Asphalt	23,978.46	22,433.84	19,795.59	17,375.85	24,950.00	24,950.00	.0%
70195311 537006 Road Oil	.00	.00	.00	.00	.00	.00	.0%
70195311 537007 Plant Mix	5,324.59	11,420.07	16,404.46	2,121.38	5,000.00	5,000.00	.0%
70195311 537008 OthRdSupps	190,988.06	165,781.81	125,116.48	144,294.92	130,000.00	130,000.00	.0%
70195311 541012 ReadyMix	.00	.00	.00	.00	.00	.00	.0%
70195311 541014 Culverts	2,214.72	2,486.00	.00	5,937.98	4,976.93	4,976.93	.0%
70195311 553051 Equip Rent	580,204.15	706,792.38	735,221.04	577,463.87	525,000.00	525,000.00	.0%
70195311 590970 AllocEmpBe	37,729.00	36,246.00	.00	.00	.00	.00	.0%
70195311 590972 AllocB&G	142,710.28	134,062.92	176,011.70	.00	135,000.00	176,000.00	30.4%
70195311 590975 AllocSalt	5,428.87	1,277.32	7,050.80	.00	11,000.00	6,000.00	-45.5%
TOTAL County Routine Mainten	1,895,296.84	2,379,757.59	2,280,833.06	1,657,933.64	1,944,491.86	2,020,799.95	3.9%
70195312 County Snow & Ice							
70195312 510000 FTSalaries	114,838.78	115,403.48	131,910.77	77,503.05	160,266.80	165,074.80	3.0%
70195312 510002 Overtime	55,398.83	52,958.96	65,463.38	46,678.45	69,973.09	73,121.88	4.5%
70195312 510003 NonProdPay	.00	.00	.00	.00	.00	.00	.0%
70195312 512000 Extra Hire	.00	.00	.00	.00	.00	.00	.0%
70195312 513010 Frng Benef	136,121.40	123,284.64	142,914.58	70,351.74	131,236.73	147,681.94	12.5%
70195312 535001 Fuel	.00	.00	.00	.00	.00	.00	.0%
70195312 535009 ConsTools	5,502.89	4,790.69	6,621.50	.00	1,838.24	1,929.39	5.0%
70195312 537002 CrRckGrvel	30,087.91	18,639.04	66,909.56	26,848.23	35,000.00	35,000.00	.0%
70195312 537003 SodChlorid	274,770.39	172,770.36	275,727.30	84,625.27	294,775.93	287,775.93	-4.1%
70195312 537004 Brine	.00	.00	.00	.00	.00	7,000.00	.0%
70195312 537008 OthRdSupps	6,593.63	18,791.17	28,760.17	20,224.07	20,224.07	20,224.07	34.8%
70195312 541010 SnowFence	.00	.00	.00	.00	.00	.00	.0%
70195312 553051 Equip Rent	339,071.78	314,561.92	349,898.05	206,911.53	350,000.00	350,000.00	.0%
TOTAL County Snow & Ice	962,385.61	821,200.26	1,068,205.31	533,142.34	1,063,314.86	1,087,808.01	2.3%
70195313 Co Road Construction							
70195313 510000 FTSalaries	330,460.32	242,891.33	224,233.19	56,920.49	246,510.22	401,500.00	62.9%
70195313 510002 Overtime	19,469.45	20,127.06	17,420.63	3,166.63	17,750.00	18,548.75	4.5%
70195313 510003 NonProdPay	.00	.00	.00	.00	.00	.00	.0%
70195313 512000 Extra Hire	.00	.00	.00	.00	.00	.00	.0%
70195313 513010 Frng Benef	245,915.58	186,657.14	158,377.49	43,685.06	150,628.33	260,430.23	72.9%
70195313 535001 Fuel	2,069.40	589.58	1,099.91	519.82	.00	1,000.00	.0%
70195313 535005 GreaseOil	.00	.00	.00	.00	.00	.00	.0%
70195313 535009 ConsTools	2,904.55	15,532.51	639.90	.00	3,079.24	2,206.88	-28.3%
70195313 537002 CrRckGrvel	218,071.94	112,913.54	110,264.79	26,526.72	146,101.45	195,101.45	33.5%
70195313 537003 SodChlorid	.00	.00	.00	.00	.00	.00	.0%

NEXT YEAR BUDGET HISTORICAL COMPARISON

PROJECTION: 20271 2027 Operating Budget FOR PERIOD 99

ACCOUNTS FOR:

Highway	PRIOR FY3 ACTUALS	PRIOR FY2 ACTUALS	LAST FY1 ACTUALS	CY ACTUALS	CY REV BUDGET	PROJECTION LEVEL 3	PCT CHANGE
70195313 537005 Asphalt	233,467.52	.00	.00	.00	10,000.00	10,000.00	.0%
70195313 537006 Road Oil	246,021.87	246,184.16	295,047.63	.00	.00	350,000.00	.0%
70195313 537007 Plant Mix	1,260,882.60	1,423,931.29	1,022,880.64	590,313.42	1,011,250.00	2,085,750.00	106.3%
70195313 537008 OthRdSupps	399,915.53	199,207.81	163,028.30	446,267.28	250,000.00	250,000.00	.0%
70195313 553051 Equip Rent	571,261.42	323,521.52	385,431.99	114,653.25	213,260.00	503,000.00	135.9%
TOTAL Co Road Construction	3,530,440.18	2,771,555.94	2,378,424.47	1,282,052.67	2,048,579.24	4,077,537.31	99.0%
70195316 County Federal Aid Projects							
70195316 510000 FTSalaries	6,981.16	1,172.08	3,978.87	24,348.64	41,419.00	42,661.57	2.8%
70195316 510002 Overtime	.00	.00	.00	104.61	81.00	84.65	.0%
70195316 510003 NonProdPay	.00	.00	.00	.00	.00	.00	.0%
70195316 512000 Extra Hire	.00	.00	.00	.00	.00	.00	.0%
70195316 513010 Frng Benef	5,254.94	833.23	2,597.81	17,618.10	17,727.55	26,502.65	12.0%
70195316 521000 Cont Serv	.00	378,003.68	528,716.41	565,234.90	488,066.00	1,284,105.16	163.1%
70195316 521004 Engineer	.00	.00	.00	.00	.00	.00	.0%
70195316 535009 ConsTools	147.44	74.20	.00	.00	325.78	2,572.84	689.7%
70195316 537008 OthRdSupps	1,823,943.31	-478,210.62	961,861.99	21,118.77	5,927.45	5,927.45	.0%
70195316 553051 Equip Rent	170.72	958.98	2,525.97	19,101.93	9,845.00	9,845.00	.0%
70195316 590977 CapCstTran	.00	.00	.00	.00	.00	.00	.0%
TOTAL County Federal Aid Pro	1,836,497.57	-97,168.45	1,499,681.05	647,526.95	563,391.78	1,371,699.32	143.5%
70195317 Engineering							
70195317 510000 FTSalaries	54,822.44	73,092.10	75,407.64	9,066.40	9,066.40	.00	.0%
70195317 510002 Overtime	.00	.00	.00	.00	.00	.00	.0%
70195317 510003 NonProdPay	.00	.00	.00	.00	.00	.00	.0%
70195317 512000 Extra Hire	.00	.00	.00	.00	.00	.00	.0%
70195317 513010 Frng Benef	39,857.42	51,787.98	50,770.62	5,430.66	32,985.12	.00	.0%
70195317 521000 Cont Serv	.00	.00	.00	88,606.02	50,112.54	115,000.00	.0%
70195317 521004 Engineer	.00	.00	.00	-607.50	.00	.00	.0%
70195317 522004 PhoneInter	1,006.56	570.33	362.99	70.41	400.00	.00	.0%
70195317 531000 OfficeSupp	.00	.00	2,870.82	.00	.00	.00	.0%
70195317 531001 Postage	60.15	9.57	53.86	16.01	16.01	.00	.0%
70195317 531002 Print/Copy	.00	.00	.00	.00	.00	.00	.0%
70195317 535009 ConsTools	792.97	3,056.82	1,398.04	.00	242.96	.00	.0%
70195317 537008 OthRdSupps	1,463.20	676.69	2,331.78	1,201.85	1,201.85	.00	.0%
70195317 553051 Equip Rent	.00	893.90	.00	.00	.00	.00	.0%
TOTAL Engineering	98,002.74	130,087.39	133,195.75	103,783.85	94,024.88	115,000.00	22.3%
70195318 County Bridge Construction							
70195318 510000 FTSalaries	7,346.16	668.40	.00	.00	7,425.00	7,647.75	3.0%
70195318 510002 Overtime	.00	.00	.00	.00	.00	.00	.0%
70195318 510003 NonProdPay	.00	.00	.00	.00	.00	.00	.0%
70195318 512000 Extra Hire	.00	.00	.00	.00	.00	.00	.0%
70195318 513010 Frng Benef	5,180.17	466.01	.00	.00	4,232.25	4,741.61	12.0%
70195318 521000 Cont Serv	.00	.00	.00	.00	.00	.00	.0%

NEXT YEAR BUDGET HISTORICAL COMPARISON

PROJECTION: 20271 2027 Operating Budget FOR PERIOD 99

ACCOUNTS FOR:

Highway	PRIOR FY3 ACTUALS	PRIOR FY2 ACTUALS	LAST FY1 ACTUALS	CY ACTUALS	CY REV BUDGET	PROJECTION LEVEL 3	PCT CHANGE
70195318 521004 Engineer	.00	.00	.00	.00	.00	.00	.0%
70195318 531000 OfficeSupp	.00	.00	.00	.00	.00	.00	.0%
70195318 531001 Postage	.00	.00	.00	.00	.00	.00	.0%
70195318 531002 Print/Copy	.00	.00	.00	.00	.00	.00	.0%
70195318 533006 Lodging	.00	.00	.00	.00	.00	.00	.0%
70195318 535009 ConsTools	64.94	4.54	.00	.00	.00	.00	.0%
70195318 535010 Signs	.00	.00	.00	.00	.00	.00	.0%
70195318 537002 CrRckGrvel	.00	.00	.00	.00	.00	.00	.0%
70195318 537008 OthRdSupps	.00	.00	64,700.00	.00	.00	.00	.0%
70195318 541014 Culverts	.00	.00	.00	.00	.00	.00	.0%
70195318 553051 Equip Rent	.00	.00	.00	.00	.00	.00	.0%
TOTAL County Bridge Construc	12,591.27	1,138.95	64,700.00	.00	11,657.25	12,389.36	6.3%
70195321 State Maintenance							
70195321 510000 FTSalaries	440,578.87	495,068.04	529,933.88	405,589.81	660,098.98	679,901.95	3.0%
70195321 510002 Overtime	84,841.47	78,330.65	90,374.13	60,828.90	94,360.63	98,606.86	4.5%
70195321 510003 NonProdPay	.00	2,833.94	.00	564.00	.00	.00	.0%
70195321 512000 Extra Hire	.00	.00	.00	.00	.00	.00	.0%
70195321 513010 Frng Benef	391,123.66	405,453.70	422,938.35	285,644.39	430,041.97	482,675.46	12.2%
70195321 533005 Meals	.00	395.38	2,642.11	.00	.00	.00	.0%
70195321 535001 Fuel	55.12	.00	122.73	.00	400.00	400.00	.0%
70195321 535009 ConsTools	9,474.01	23,800.42	11,511.71	.00	5,490.19	6,305.92	6.5%
70195321 535010 Signs	2,931.00	2,129.20	.00	2,422.24	432.32	3,000.00	.0%
70195321 537002 CrRckGrvel	27,096.01	16,143.77	35,654.99	11,546.27	44,487.17	44,487.17	-11.0%
70195321 537006 Road Oil	.00	1,500.00	.00	.00	.00	.00	.0%
70195321 537007 Plant Mix	.00	90,767.99	8,067.48	3,544.80	75,000.00	75,000.00	.0%
70195321 537008 OthRdSupps	162,678.76	59,224.65	167,773.31	227,842.01	200,000.00	200,000.00	.0%
70195321 541012 ReadyMix	42,723.62	1,211.13	.00	5,540.79	5,512.83	5,512.83	.0%
70195321 553051 Equip Rent	911,035.53	917,143.74	1,041,763.51	700,822.23	900,000.00	900,000.00	.0%
TOTAL State Maintenance	2,072,538.05	2,094,002.61	2,310,782.20	1,704,345.44	2,415,824.09	2,495,890.19	3.3%
70195322 State Performance Based Maint							
70195322 510000 FTSalaries	.00	.00	.00	.00	.00	.00	.0%
70195322 510002 Overtime	.00	.00	.00	.00	.00	.00	.0%
70195322 510003 NonProdPay	.00	.00	.00	.00	.00	.00	.0%
70195322 512000 Extra Hire	.00	.00	.00	.00	.00	.00	.0%
70195322 513010 Frng Benef	.00	.00	.00	.00	.00	.00	.0%
70195322 515001 Soc Sec	.00	.00	.00	.00	.00	.00	.0%
70195322 515002 Retirement	.00	.00	.00	.00	.00	.00	.0%
70195322 533005 Meals	.00	.00	.00	.00	.00	.00	.0%
70195322 535001 Fuel	.00	.00	.00	.00	.00	.00	.0%
70195322 535009 ConsTools	.00	.00	.00	.00	.00	.00	.0%
70195322 535010 Signs	.00	.00	.00	.00	.00	.00	.0%
70195322 537002 CrRckGrvel	.00	.00	.00	.00	.00	.00	.0%
70195322 537006 Road Oil	.00	.00	.00	.00	.00	.00	.0%
70195322 537007 Plant Mix	.00	.00	.00	.00	.00	.00	.0%
70195322 537008 OthRdSupps	.00	.00	.00	.00	.00	.00	.0%

NEXT YEAR BUDGET HISTORICAL COMPARISON

PROJECTION: 20271 2027 Operating Budget FOR PERIOD 99

ACCOUNTS FOR:

Highway	PRIOR FY3 ACTUALS	PRIOR FY2 ACTUALS	LAST FY1 ACTUALS	CY ACTUALS	CY REV BUDGET	PROJECTION LEVEL 3	PCT CHANGE
70195322 541012 ReadyMix	.00	.00	.00	.00	.00	.00	.0%
70195322 553051 Equip Rent	.00	.00	.00	.00	.00	.00	.0%
TOTAL State Performance Base	.00	.00	.00	.00	.00	.00	.0%
70195323 State Highway Other							
70195323 510000 FTSalaries	21,772.39	42,281.46	24,450.81	31,612.32	32,902.50	33,889.58	3.0%
70195323 510002 Overtime	3,390.10	4,653.42	959.91	1,561.02	3,745.00	3,913.53	4.5%
70195323 510003 NonProdPay	.00	.00	.00	.00	.00	.00	.0%
70195323 512000 Extra Hire	.00	.00	.00	.00	.00	.00	.0%
70195323 513010 Frng Benef	19,275.75	34,411.90	15,943.22	21,905.34	20,889.08	23,437.92	12.2%
70195323 515001 Soc Sec	.00	.00	.00	6.52	.00	.00	.0%
70195323 515002 Retirement	.00	.00	.00	6.59	.00	.00	.0%
70195323 535009 ConsTools	617.95	2,101.97	372.38	.00	287.68	306.21	6.4%
70195323 537002 CrRckGrvel	.00	115.92	.00	.00	.00	.00	.0%
70195323 537007 Plant Mix	.00	70,108.96	.00	93,678.54	.00	.00	.0%
70195323 537008 OthRdSupps	17,102.13	62,311.51	12,529.42	16,515.20	30,144.00	30,144.00	.0%
70195323 553051 Equip Rent	22,376.27	56,112.39	19,025.71	45,315.61	19,218.00	19,218.00	.0%
70195323 590970 AllocEmpBe	.00	28,691.00	28,691.00	.00	.00	.00	.0%
70195323 590972 AllocB&G	167,529.46	161,359.99	.00	.00	100,000.00	100,000.00	.0%
70195323 590975 AllocSalt	7,812.28	3,453.49	157,197.97	.00	1,193.00	1,193.00	.0%
TOTAL State Highway Other	259,876.33	465,602.01	259,170.42	210,601.14	208,379.26	212,102.24	1.8%
70195330 Local Govt Roads							
70195330 510000 FTSalaries	24,591.15	15,152.14	27,114.75	29,331.97	22,000.00	22,000.00	.0%
70195330 510002 Overtime	154.97	308.02	1,559.43	2,314.93	2,314.93	2,314.93	.0%
70195330 510003 NonProdPay	.00	.00	.00	.00	.00	.00	.0%
70195330 512000 Extra Hire	.00	.00	.00	.00	.00	.00	.0%
70195330 513010 Frng Benef	17,674.73	10,937.16	19,120.29	20,139.27	12,540.00	12,540.00	.0%
70195330 535001 Fuel	.00	.00	.00	.00	.00	.00	.0%
70195330 535009 ConsTools	302.12	758.07	36.39	.00	172.70	172.70	.0%
70195330 537002 CrRckGrvel	8,346.33	1,104.86	3,242.62	.00	1,000.00	1,000.00	.0%
70195330 537006 Road Oil	45,818.24	.00	.00	.00	.00	.00	.0%
70195330 537007 Plant Mix	.00	.00	34,787.60	9,640.87	.00	.00	.0%
70195330 537008 OthRdSupps	4,539.01	24,073.19	48,340.77	26,101.92	27,685.07	27,685.07	-7.7%
70195330 553051 Equip Rent	37,996.71	17,881.04	42,908.90	40,952.52	15,000.00	15,000.00	.0%
TOTAL Local Govt Roads	139,423.26	70,214.48	177,110.75	128,481.48	80,712.70	80,712.70	.0%
70195342 State Depts							
70195342 472300 State	.00	.00	.00	.00	.00	.00	.0%
70195342 472800 Cons/Dvlpm	-6,300.32	-1,607.76	-1,929.35	-678.94	-1,537.24	-1,537.24	.0%
70195342 510000 FTSalaries	890.39	248.99	352.68	104.93	594.00	594.00	.0%
70195342 510002 Overtime	.00	.00	.00	.00	.00	.00	.0%
70195342 510003 NonProdPay	.00	.00	.00	.00	.00	.00	.0%
70195342 512000 Extra Hire	.00	.00	.00	.00	.00	.00	.0%
70195342 513010 Frng Benef	620.78	177.02	230.26	76.60	338.58	338.58	.0%

NEXT YEAR BUDGET HISTORICAL COMPARISON

PROJECTION: 20271 2027 Operating Budget FOR PERIOD 99

ACCOUNTS FOR:

Highway	PRIOR FY3 ACTUALS	PRIOR FY2 ACTUALS	LAST FY1 ACTUALS	CY ACTUALS	CY REV BUDGET	PROJECTION LEVEL 3	PCT CHANGE
70195342 535009 ConsTools	6.05	15.76	.00	.00	4.66	4.66	.0%
70195342 537002 CrRckGrvel	1,164.46	.00	252.64	.00	.00	.00	.0%
70195342 537003 SodChlorid	214.34	423.20	.00	.00	100.00	100.00	.0%
70195342 537008 OthRdSupps	470.40	.00	.00	298.92	298.92	298.92	.0%
70195342 553051 Equip Rent	2,121.08	704.51	955.53	314.02	201.08	201.08	-59.8%
TOTAL State Depts	-812.82	-38.28	-138.24	115.53	.00	.00	.0%
70195343 Local Govts							
70195343 473300 OthLclGovt	-650,068.69	-507,061.73	-745,166.06	-405,550.60	-378,980.93	-378,980.93	.0%
70195343 510000 FTSalaries	3,984.20	2,058.70	1,810.62	1,742.04	3,339.00	3,339.00	.0%
70195343 510002 Overtime	.00	-37.02	.00	.00	.00	.00	.0%
70195343 510003 NonProdPay	.00	.00	.00	.00	.00	.00	.0%
70195343 512000 Extra Hire	.00	.00	.00	.00	.00	.00	.0%
70195343 513010 Frng Benef	2,887.68	1,450.07	1,113.41	1,090.99	1,903.23	1,903.23	.0%
70195343 535006 MachEquip	585.41	3,343.85	5,341.32	2,850.77	3,000.00	3,000.00	.0%
70195343 535009 ConsTools	55.39	74.68	13.82	.00	26.00	26.00	.0%
70195343 535010 Signs	22,179.52	20,252.31	19,013.58	8,970.95	22,000.00	22,000.00	.0%
70195343 537002 CrRckGrvel	12,261.99	4,187.92	8,473.80	7,175.93	7,112.03	7,112.03	42.2%
70195343 537003 SodChlorid	238,186.31	191,845.68	222,798.23	63,310.98	110,000.00	110,000.00	.0%
70195343 537004 Brine	.00	.00	.00	.00	.00	.00	.0%
70195343 537008 OthRdSupps	154,640.14	156,594.31	263,378.50	160,991.95	147,887.97	147,887.97	-1.4%
70195343 553051 Equip Rent	9,056.01	3,907.15	5,999.30	4,673.55	3,000.00	3,000.00	.0%
TOTAL Local Govts	-206,232.04	-123,384.08	-217,223.48	-154,743.44	-80,712.70	-80,712.70	.0%
70195360 Non Government Customer							
70195360 510000 FTSalaries	906.32	1,864.05	2,507.50	4,209.90	2,500.00	2,500.00	.0%
70195360 510002 Overtime	922.62	405.55	66.16	449.85	100.00	100.00	.0%
70195360 510003 NonProdPay	.00	.00	.00	.00	.00	.00	.0%
70195360 512000 Extra Hire	.00	.00	.00	.00	.00	.00	.0%
70195360 513010 Frng Benef	1,444.80	1,597.54	1,729.73	2,858.41	1,482.00	1,482.00	.0%
70195360 535006 MachEquip	.00	.00	.00	.00	.00	.00	.0%
70195360 535009 ConsTools	56.21	78.02	53.90	.00	13.00	13.00	.0%
70195360 537008 OthRdSupps	450.14	640.90	633.36	21,492.39	1,000.00	1,000.00	.0%
70195360 553051 Equip Rent	824.88	1,601.95	1,749.42	3,249.44	2,000.00	2,000.00	.0%
TOTAL Non Government Custome	4,604.97	6,188.01	6,740.07	32,259.99	7,095.00	7,095.00	.0%
70195440 County Depts							
70195440 474000 OthrCtyDep	-5,481.66	-18,437.03	-8,935.86	-17,181.99	-22,478.50	-22,478.50	.0%
70195440 510000 FTSalaries	300.90	3,648.80	34,090.99	4,180.07	5,000.00	5,000.00	.0%
70195440 510002 Overtime	.00	145.64	84.62	.00	.00	.00	.0%
70195440 510003 NonProdPay	.00	.00	.00	.00	.00	.00	.0%
70195440 512000 Extra Hire	.00	.00	.00	.00	.00	.00	.0%
70195440 513010 Frng Benef	221.08	2,733.60	22,415.87	2,872.16	2,850.00	2,850.00	.0%
70195440 535001 Fuel	.00	.00	.00	.00	.00	.00	.0%
70195440 535009 ConsTools	4.95	239.48	60.33	.00	78.50	78.50	.0%

NEXT YEAR BUDGET HISTORICAL COMPARISON

PROJECTION: 20271 2027 Operating Budget FOR PERIOD 99

ACCOUNTS FOR:

Highway	PRIOR FY3 ACTUALS	PRIOR FY2 ACTUALS	LAST FY1 ACTUALS	CY ACTUALS	CY REV BUDGET	PROJECTION LEVEL 3	PCT CHANGE
70195440 535010 Signs	1,452.02	254.50	172.02	151.90	50.00	50.00	.0%
70195440 537003 SodChlorid	2,508.30	4,342.39	2,344.53	2,131.16	2,131.16	2,131.16	42.1%
70195440 537004 Brine	.00	.00	.00	.00	.00	.00	.0%
70195440 537006 Road Oil	.00	.00	600.00	.00	500.00	500.00	.0%
70195440 537008 OthRdSupps	485.85	1,875.11	127,151.38	1,377.30	1,868.84	1,868.84	-25.2%
70195440 553051 Equip Rent	502.88	5,077.58	53,092.51	6,555.58	10,000.00	10,000.00	.0%
TOTAL County Depts	-5.68	-119.93	231,076.39	86.18	.00	.00	.0%
70195460 Non Government							
70195460 510000 FTSalaries	4,580.23	495.64	1,238.62	60.48	1,159.00	1,159.00	.0%
70195460 510002 Overtime	401.00	.00	68.76	.00	.00	.00	.0%
70195460 510003 NonProdPay	.00	.00	.00	.00	.00	.00	.0%
70195460 512000 Extra Hire	.00	.00	.00	.00	.00	.00	.0%
70195460 513010 Frng Benef	3,495.12	351.77	861.13	39.50	660.63	660.63	.0%
70195460 535001 Fuel	1,206.30	296.97	345.89	939.83	389.53	389.53	55.8%
70195460 535006 MachEquip	25.97	.00	.00	.00	.00	.00	.0%
70195460 535009 ConsTools	39.54	28.97	8.22	.00	5.00	.00	.0%
70195460 537003 SodChlorid	9,751.93	7,771.55	16,010.06	.00	20,000.00	20,000.00	.0%
70195460 537008 OthRdSupps	3,830.57	2,678.74	7,037.95	.00	860.47	860.47	-14.0%
70195460 553051 Equip Rent	22,404.81	9,894.24	5,272.37	2,140.80	1,500.00	1,500.00	.0%
TOTAL Non Government	45,735.47	21,517.88	30,843.00	3,180.61	24,574.63	24,569.63	.0%
TOTAL Highway	3,256,861.99	-340,428.84	-2,279,331.24	-432,197.04	.00	.00	.0%
TOTAL Highway	3,375,543.14	-340,428.84	-2,279,010.39	-432,187.60	.00	.00	.0%

NEXT YEAR BUDGET HISTORICAL COMPARISON

PROJECTION: 20271 2027 Operating Budget FOR PERIOD 99

ACCOUNTS FOR:

Housing	PRIOR FY3 ACTUALS	PRIOR FY2 ACTUALS	LAST FY1 ACTUALS	CY ACTUALS	CY REV BUDGET	PROJECTION LEVEL 3	PCT CHANGE
000 Non Departmental							
80300000 Housing Fund							
80300000 435800 StGtConAid	.00	.00	.00	.00	.00	.00	.0%
80300000 480100 Misc Rev	.00	.00	.00	-5.00	.00	.00	.0%
80300000 486000 RLFPrincip	-16,750.00	-5,005.00	-63,800.00	-6,095.00	-18,030.00	-18,000.00	.0%
80300000 539000 OtherSupps	9,784.27	43,795.85	18,480.00	71,696.43	18,030.00	18,000.00	.0%
TOTAL Housing Fund	-6,965.73	38,790.85	-45,320.00	65,596.43	.00	.00	.0%
TOTAL Non Departmental	-6,965.73	38,790.85	-45,320.00	65,596.43	.00	.00	.0%
TOTAL Housing	-6,965.73	38,790.85	-45,320.00	65,596.43	.00	.00	.0%
000 Non Departmental							
80400000 Econ Dev Loan Fund							
80400000 435800 StGtConAid	.00	.00	.00	.00	.00	.00	.0%
80400000 481000 Int on Inv	.00	.00	.00	.00	.00	.00	.0%
80400000 481005 IntLoans	-8,988.00	-3,454.16	-2,639.00	.00	-3,400.00	-3,400.00	.0%
80400000 491200 NoteProcee	-24,985.00	-25,665.88	-27,392.53	.00	-25,000.00	-25,000.00	.0%
80400000 539000 OtherSupps	33,973.00	29,120.04	30,031.53	.00	28,400.00	28,400.00	.0%
TOTAL Econ Dev Loan Fund	.00	.00	.00	.00	.00	.00	.0%
TOTAL Non Departmental	.00	.00	.00	.00	.00	.00	.0%
TOTAL Economic Dev Revolv Lo	.00	.00	.00	.00	.00	.00	.0%
000 Non Departmental							
80500000 Health Reimb Arrangement							
80500000 489002 COBRAShr	-9,508.50	436.50	.00	.00	.00	.00	.0%
80500000 489005 HRADeduct	-1,545,033.00	-1,595,844.11	-1,557,252.86	-732,804.70	-1,507,500.00	-1,385,854.00	-8.1%
80500000 492100 GenFundTrn	.00	-90,636.00	.00	.00	.00	.00	.0%
80500000 515011 HRA Contr	1,352,193.52	1,496,107.91	1,549,598.33	1,119,986.22	1,496,500.00	1,375,854.00	-8.1%
80500000 521006 AdminFees	14,797.50	16,736.26	17,959.62	13,963.55	11,000.00	10,000.00	-9.1%
TOTAL Health Reimb Arrangeme	-187,550.48	-173,199.44	10,305.09	401,145.07	.00	.00	.0%
TOTAL Non Departmental	-187,550.48	-173,199.44	10,305.09	401,145.07	.00	.00	.0%
TOTAL HRA	-187,550.48	-173,199.44	10,305.09	401,145.07	.00	.00	.0%
000 Non Departmental							
81100000 Dog Fund							
81100000 485000 Donations	.00	.00	.00	.00	.00	.00	.0%
81100000 539000 OtherSupps	.00	.00	.00	.00	.00	.00	.0%
TOTAL Dog Fund	.00	.00	.00	.00	.00	.00	.0%
TOTAL Non Departmental	.00	.00	.00	.00	.00	.00	.0%

NEXT YEAR BUDGET HISTORICAL COMPARISON

PROJECTION: 20271 2027 Operating Budget FOR PERIOD 99

ACCOUNTS FOR:

Dog Fund	PRIOR FY3 ACTUALS	PRIOR FY2 ACTUALS	LAST FY1 ACTUALS	CY ACTUALS	CY REV BUDGET	PROJECTION LEVEL 3	PCT CHANGE
TOTAL Dog Fund	.00	.00	.00	.00	.00	.00	.0%
000 Non Departmental							
90000000 Fixed Assets							
90000000 483100 AsDsp Gain	.00	.00	.00	.00	.00	.00	.0%
90000000 540000 Depn Exp	.00	.00	.00	.00	.00	.00	.0%
TOTAL Fixed Assets	.00	.00	.00	.00	.00	.00	.0%
TOTAL Non Departmental	.00	.00	.00	.00	.00	.00	.0%
TOTAL General Fixed Assets	.00	.00	.00	.00	.00	.00	.0%
TOTAL REVENUE	-71,709,458.32	-76,212,730.32	-84,546,279.93	-63,135,429.97	-76,609,817.07	-88,876,088.52	17.6%
TOTAL EXPENSE	72,420,932.86	76,517,700.79	80,639,723.89	68,722,145.40	78,992,941.86	88,876,088.52	17.6%
GRAND TOTAL	711,474.54	304,970.47	-3,906,556.04	5,586,715.43	2,383,124.79	.00	-100.0%

** END OF REPORT - Generated by Dreckman, Nate **

Draft Grant County Ordinance

ORDINANCE NO. ____-2026

AN ORDINANCE ESTABLISHING AN ANNUAL COUNTY VEHICLE REGISTRATION FEE

The Grant County Board of Supervisors ordains as follows:

Section 1. Title

This ordinance shall be known as the **Grant County Annual Vehicle Registration Fee Ordinance**.

Section 2. Authority and Purpose

1. This ordinance is enacted pursuant to Wis. Stat. § 341.35 and Wis. Admin. Code ch. Trans 126.
2. The purpose of this ordinance is to establish an annual county vehicle registration fee to provide a dedicated local revenue source for transportation-related purposes in Grant County, including the maintenance, reconstruction, improvement, and operation of the County highway and bridge system and other transportation-related purposes authorized by law.

Section 3. Definitions

For purposes of this ordinance:

1. **County** means Grant County, Wisconsin.
2. **Department** means the Wisconsin Department of Transportation.
3. **Motor vehicle** has the meaning provided in Wis. Stat. § 341.35(1), including an automobile or a motor truck registered under Wis. Stat. § 341.25(1)(c) at a gross weight of not more than 8,000 pounds.
4. **Transportation-related purposes** means purposes permitted under Wis. Stat. § 341.35(6r).

Section 4. Annual County Vehicle Registration Fee

1. Pursuant to Wis. Stat. § 341.35, an annual Grant County vehicle registration fee of **thirty dollars ($30.00)** is imposed on each motor vehicle registered in the State of Wisconsin that is customarily kept in Grant County.
2. The fee imposed by this ordinance is in addition to all state registration fees and any municipal vehicle registration fee lawfully imposed under Wis. Stat. § 341.35.
3. Vehicles exempted from the county vehicle registration fee under Wis. Stat. § 341.35(2), or other applicable state law, are exempt from the fee imposed by this ordinance.
4. The registration period for a motor vehicle subject to this ordinance shall be the registration period established by the Department, consistent with Wis. Stat. § 341.35(1m).

Section 5. Collection and Remittance

1. The fee shall be collected by the Department at the time of first registration and at registration renewal, as provided in Wis. Stat. § 341.35.

2. Fees collected by the Department on behalf of Grant County shall be remitted to the County in accordance with Wis. Stat. § 341.35 and Wis. Admin. Code ch. Trans 126, less authorized administrative costs.

Section 6. Use of Revenue

Grant County shall use all revenue received under this ordinance only for transportation-related purposes, as required by Wis. Stat. § 341.35(6r).

Section 7. Administration

1. The Grant County Highway Commissioner, in coordination with the County Administrator, Finance Department, and County Clerk, shall administer this ordinance.
2. The County Clerk shall provide the Department with the notice and information required by Wis. Stat. § 341.35 and Wis. Admin. Code § Trans 126.02.

Section 8. Effective Date

This ordinance shall take effect **February 1, 2027**, provided that Grant County provides the Department with the required notice of enactment at least 90 days before that date and otherwise complies with all statutory and administrative requirements.

If Grant County does not timely provide the required notice to the Department, this ordinance shall take effect on the first day of the earliest month for which the required notice period has been satisfied.

Section 9. Severability

If any provision of this ordinance, or its application to any person or circumstance, is held invalid, the remainder of the ordinance and the application of its provisions to other persons or circumstances shall not be affected.

Adopted by the Grant County Board of Supervisors this ___ day of _____, 2026.

Resolution 2026-23

Increase Marriage License Fees in Grant County, Wisconsin
Effective January 1, 2027

FISCAL NOTE: Additional County Revenue: approximately $5,000 annually

WHEREAS, Wis. Stat. § 765.15 authorizes each county board to increase the statutory marriage license fee by any amount, with the increase becoming part of county funds; and

WHEREAS, Grant County currently charges a total marriage license fee of $75.00, consisting of $20.00 retained by the County for expenses incurred under Wis. Stat. § 767.405 (Family Court Services), $25.00 remitted to the State Treasury, and $30.00 retained by the County; and

WHEREAS, the proposed total marriage license fee of $100.00 will consist of $20.00 retained by the County for expenses incurred under Wis. Stat. § 767.405, $25.00 remitted to the State Treasury, and $55.00 retained by the County; and

WHEREAS, the cost of equipment and personnel needed to assist applicants, issue marriage licenses, and maintain accurate records has continually increased; and

NOW, THEREFORE, BE IT RESOLVED, that the Grant County Board of Supervisors hereby increases the total marriage license fee from $75.00 to $100.00, effective January 1, 2027. Of each $100.00 fee collected, $20.00 shall be retained by the County for expenses incurred under Wis. Stat. § 767.405, $25.00 shall be remitted to the State Treasury as required by law, and $55.00 shall be retained as County funds.

Presented and recommended for passage on this 13th day of October, 2026 by the Executive Committee of the Grant County Board of Supervisors

Robert Keeney, Chair	Gary Ranum
Joseph Mumm	Kathy Kopp
Carol Beals	Mike Timmerman

Adopted and approved this 20th day of October, 2026, by the Grant County Board of Supervisors.

Robert C. Keeney, Chair

ATTEST: I, Tonya White, Grant County Clerk, do certify that the resolution has been adopted and approved by the Grant County Board of Supervisors at a meeting held on October 20, 2026.

Tonya White, County Clerk

GRANT COUNTY
BOARD OF SUPERVISORS

RESOLUTION NO. 2026-24

Subject: Authorize the sale of tax deed property back to former owner.

WHEREAS, by Resolution No. 2026-06, the Grant County Board of Supervisors authorized the taking of a tax deed on parcel numbers 206-01067-0000 and 206-01322-0000, more particularly described as:

206-01067-0000: A part of the Northeast Quarter (NE ¼) of the Southwest Quarter (SW ¼) of Section 26, Township Eight (8) North, Range Three (3) West, described as follows: Commencing at a point where the South line of said 40-acre tract intersects the West line of the highway on the East of said 40-acre tract, thence West 120 feet, thence North 157 feet, thence East 120 feet, thence South 157 feet to the place of beginning. Also described as a part of Outlot Eight (8), Section 26 of the Assessor's Plat of the City of Boscobel, Grant County, WI.

206-01322-0000: Lot One (1) of Certified Survey Map No. 189 recorded in Volume 1of Certified Survey Maps, page 230, Document No. 486724 on October 30, 1981 and being located in the City of Boscobel, Grant County, Wisconsin.

WHEREAS, Grant County Ordinance 242-4.1 and Wis. Stat. § 75.35(3) authorizes Grant County to sell tax deed property back to the former owner upon payment of all taxes, interest, fees and special charges and assessments,

WHEREAS, it is beneficial for Grant County to sell to the former owner of these properties because the funds of $37,790.81 were received and will compensate the County in full for the amounts due and owing,

NOW, THEREFORE, BE IT RESOLVED, that the Grant County Board of Supervisors authorize the County Treasurer to sell the above referenced property back to the former owner by Quit Claim Deed.

Presented and recommended for passage on this 13th day of October, 2026 by the Executive Committee of the Grant County Board of Supervisors, Lancaster, Wisconsin.

Robert Keeney, Chair	Joseph Mumm, Vice Chair
Mike Timmerman	Gary Ranum
Kathy Kopp	Carol Beals

ATTEST:

I, Tonya White, Grant County Clerk, do certify that this resolution was adopted by the Grant County Board of Supervisors at a meeting held on October 20th, 2026.

Tonya White, County Clerk

GRANT COUNTY TREASURER

Grant County Administration Building
111 S Jefferson St, Lancaster, Wisconsin 53813
Telephone (608) 723-2604 • E-mail ceastlick@co.grant.wi.gov

CARRIE EASTLICK
TREASURER

JOCELYN GOODNEY
DEPUTY TREASURER

Legal Notice of Sale of Real Estate

· October 8th, 2026 @ 3:00 pm

Pursuant to Wis. Stats. §75.69(1), the Grant County Treasurer hereby causes publication of this notice to identify each tax deeded parcel for sale and when the bids will end.

These parcels are all required to be sold to an adjoining land owner

All information is believed accurate but is not guaranteed to be without error. Please take notice that all prospective buyers are responsible for investigating the condition of the parcel. County and/or local permits or approvals may be required as applicable. Please reach out to the County Treasurer's office regarding any questions you may have.

A more detailed description is available on the Grant County website, under Departments, County Treasurer, Tax Deed Sale October 8.

Purchasers will receive a Quit Claim Deed. No abstract of title or warranty deed will be given. Any title evidence which may be desired by the successful bidder will be procured by buyers at their sole cost and expense. It is understood that the County will not be obligated to pay for any expense incurred in connection with title matters or surveys of the property.

Grant County will consider bid(s) most advantageous for Grant County. All land will be sold on the "as-is" basis. Grant County reserves the right to reject any or all bids. **All bids are to be submitted to the Grant County Treasurer's Office, 111 S Jefferson St, PO Box 430, Lancaster, WI 53813 by 3 pm on October 8, 2026.** A quit claim deed will be given by Grant County when a bid is accepted.

Terms of the sale are as follows: Full purchase price to be paid within 72 hours pending approval by appropriate county committees and full county board on October 20th, 2026. The successful buyer is responsible for paying the *current year and future* taxes including any special charges, special assessments or delinquent charges the respective municipality may charge against the property.

Parcel Number	Property Address	Municipality	Value (Min Bid)
172-00190-0000	N Main St	Village of Potosi	$180
012-00048-0010	Rock Church Rd	Town of Clifton	$200
022-00538-0000	Louisburg Rd	Town of Hazel Green	$100
026-01187-0000	Woodland Ln	Town of Jamestown	$400

Property 172-00190-0000

Approximate lot size: 60’ x 15’
Approximate taxes: $15-$20
Legal: All that part of Out-Lot 105 which lies directly back of In-Lot 141, described as follows: Commencing at the Northwest corner of said In-Lot 141, running thence North 55 1/2 degrees West 15 feet, thence North 30 1/2 degrees East, about 63 feet to a point directly in line with the East line of said In-Lot 141 and North of the Northeast corner of said In-Lot 141, thence South in line with the East line of said In-Lot 141 to the Northeast corner thereof, thence West on the rear line of said In-Lot 141, 63 feet to the place of beginning, Village of Potosi, Grant County Wisconsin.

Property 012-00048-0010

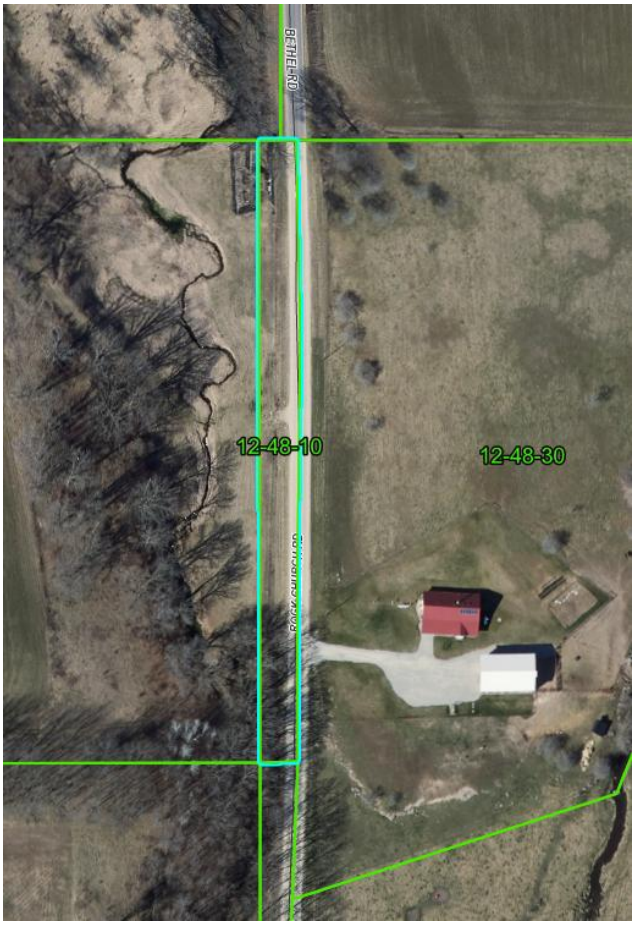

Approximate lot size: 45’ x 730’

Approximate taxes: $3

Legal: That part of the North ½ of the West ¾ of the NW ¼ of NE ¼ of Section 3, Township 5 North, Range 1 West, Town of Clifton, Grant County, Wisconsin, lying West of the highway.

Property 022-00538-0000

Approximate Lot Size:
44’ x 170’

Approximate Taxes:
$2

Legal: Tract 2 of Plat of Survey filed 11/06/2014 in Book 36 on page 30.

Property 026-01187-0000

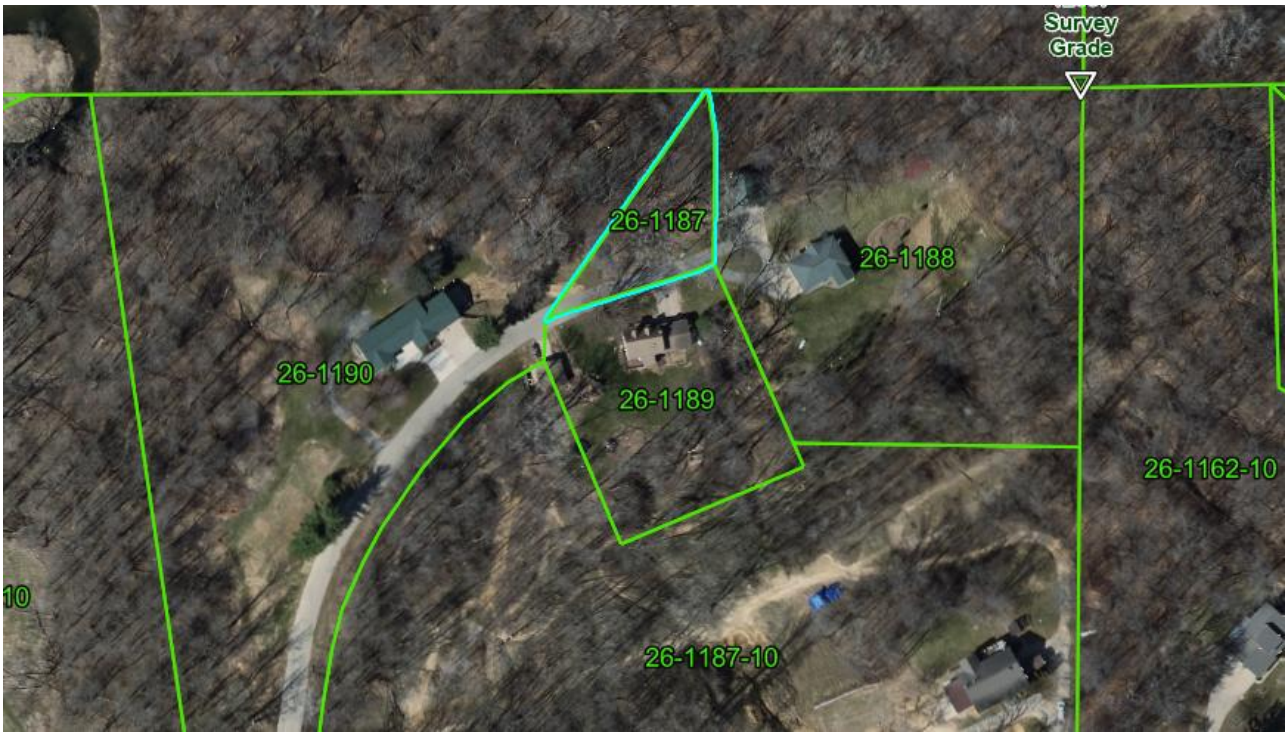

Approximate Lot Size: .5 acres

Approximate Taxes: $10

Legal: A parcel of land being located in the Northeast Quarter of the Northeast Quarter of Section 28, Township 1 North, Range 2 West, of the Fourth P.M., in Grant County, Wisconsin, viz: Beginning at a point which is 440 feet West of the Northwest corner of Section 27 and 10 feet south of the north line of Section 28, Township 1 North, Range 2 West, Grant County, Wisconsin; thence East 440 feet to a point on the West line of Section 27 which is 10 feet South of the Northwest corner of Section 27; thence South 0° 08' West, 723.38 feet to an existing one inch diameter iron pipe on the northerly right of way limit of a roadway which is 66' wide; thence

Westerly along said northerly right of way limit 700 feet more or less; and thence Northeasterly 770 feet more or less to the point of beginning, said premises containing approximately 9.5 acres, excepting therefrom the following described property:

Except:

TRACT NUMBER ONE: Commencing at the Northwest corner of Section 27, T 1 N, R 2 W, Grant County, Wisconsin; thence South 0° 08' West, 10.00 feet along the West line of said Section 27; thence West, parallel to the North Line of Section 28, 247.50 feet to the point of beginning; thence West, parallel to said North line, 147.50 feet; thence South 0° 08' West 295.00 feet; thence East, parallel to said North line 147.50 feet; thence North 0° 08' East, 295.00 feet to the point of beginning; the above-described parcel of land being located in the Northeast Quarter (NE 1/4) of the Northeast Quarter (NE 1/4) of Section 28, T 1 N, R 2 W, Grant County, Wisconsin, and containing 1.00 acres.

TRACT NUMBER TWO: Commencing at the Northwest corner of Section 27, T 1 N, R 2 W, Grant County, Wisconsin; thence South 0° 08' West 10 feet along the west line of said Section 27; thence West, parallel to the North line of Section 28, 100 feet to the point of beginning; thence West 147.5 feet parallel to said north line; thence South 0° 08' West, 295.00 feet; thence East 147.5 feet parallel to said north line; thence North 0° 08' East, 295.00 feet to the point of beginning; the above-described parcel of land being located in the Northeast Quarter (NE 1/4) of the Northeast Quarter (NE 1/4) of Section 28, T 1 N, R 2 W, Grant County, Wisconsin, and containing 1.00 acres.

Except:

Part of the N.E.1/4 of the N.E.1/4 of Section 28, T 1 N, R 2 W of the 4th P.M., Grant County, Wisconsin, described as follows, to-wit: Commencing at the Northeast corner of said Section 28; thence South 00° 09' 29" West 349.52 feet along the East line of the N.E.1/4 of said Section 28 to the point of beginning; thence West 305.95 feet; thence South 22° 51' 56" East 24.42 feet; thence South 67° 08' 04" West 193.67 feet; thence North 22° 50' 23" West 196.34 feet (recorded as South 22° 51' 56" East 196.18 feet); thence North 03° 41' 01" East 5.93 feet to a point on the centerline of a roadway easement; thence Southwesterly along the centerline of said roadway easement 2.90 feet along the arc of a curve concave to the left having a central angle of 00° 38' 19" and a radius of 260.15 feet, the long chord of which bears South 47° 40' 00" West 2.90 feet; thence continuing along said centerline of the roadway easement 30.58 feet along the arc of a curve concave to the left having a central angle of 06° 44' 04" and a radius of 260.15 feet, the long chord of which bears South 43° 59' 54" West 30.56 feet; thence continuing along said centerline of the roadway easement South 40° 37' 47" West 134.04 feet; thence continuing along said centerline of the roadway easement 231.82 feet along the arc of a curve concave to the left with a central angle of 32° 26' 45" and a radius of 409.36 feet, the long chord of which bears South 24° 24' 24" West 228.73 feet; thence continuing on the centerline of said roadway easement South 08° 11' 02" West 225.72 feet (recorded as 175.00 feet) to a point on the centerline of Woodland Lane; thence North 59° 51' 53" East 116.67 feet along said centerline; thence Northeasterly along the centerline of Woodland Lane 167.49 feet along the arc of a curve concave to the right having a central angle of 37° 10' 07" and a radius of 258.19 feet, the long chord of which bears North 78° 26' 53" East 164.57 feet; thence South 82° 58' 05" East 308.50 feet along said centerline; thence South 85° 30' 47" East 110.48 feet along said centerline; thence North 86° 42' 09" East 108.62 feet along said centerline to a point on the East line of the N.E.1/4 of said Section 28; thence North 00° 09' 29" East 416.91 feet along said East line to the point of beginning.

Except:

A part of the Northeast Quarter (N.E.1/4) of Section 28, Township 1 North, Range 2 West of the 4th P.M., Grant County, Wisconsin, bounded and described as follows, to-wit: Commencing at the Northeast corner of said Section 28; thence South 00° 08' 00" West on the East line of the Northeast Quarter (N.E.1/4) of said Section 28, 49.25 feet; thence North 89° 52' 00" West, 113.38 feet; thence South 67° 08' 04" West, 295.00 feet to the Point of Beginning of the hereinafter described tract of land; thence South 67° 08' 04" West, 178.67 feet; thence South 03° 41' 58" West, 33.54 feet; thence South 22° 51' 56" East, 196.18 feet; thence North 67° 08' 04" East, 193.67 feet; thence North 22° 51' 56" West, 226.18 feet to the Point of Beginning.

Also, the above described tract of land shall be subject to a twenty (20) foot wide permanent access easement, the centerline of being more fully described as follows, to-wit: Commencing at the Northeast corner of said Section 28; thence South 00° 08' 00" West on the East line of the Northeast Quarter (N.E.1/4) of said Section 28, 49.25 feet; thence North 89° 52' 00" West, 113.38 feet; thence South 67° 08' 04" West, 295.00 feet; thence South 22° 51' 56" East, 19.37 feet to the Point of Beginning of said centerline; thence South 72° 47' 37" West on said centerline, 80.41 feet; thence Southwesterly on said centerline which is a tangential curved line concave from Southeasterly, has a radius of 260.15 feet and an internal angle of 25° 25' 48", an arc distance of 115.47 feet to the end of the centerline of said twenty (20) foot wide permanent access easement.

Also, the above described tract of land shall be subject to a permanent access easement, being all that property lying Northerly and Westerly of the above described centerline.

Also, the above described tract of land shall include as a part thereof a twenty (20) foot wide permanent access easement, the centerline being more fully described as follows, to-wit: Commencing at the Northeast corner of said Section 28; thence South 00° 08' 00" West on the East line of the Northeast Quarter (N.E.1/4) of said Section 28, 49.25 feet; thence North 89° 52' 00" West, 113.38 feet; thence South 67° 08' 04" West, 295.00 feet; thence South 22° 51' 56" East, 19.37 feet; thence South 72° 47' 37" West, 80.41 feet;

thence Southwesterly on a tangential curved line concave from Southeasterly, has a radius of 260.15 feet and an internal angle of 25° 25' 48", an arc distance of 115.47 feet to the Point of Beginning of said centerline; thence Southwesterly on said centerline which is a non-tangential curve concave from Southeasterly, has a radius of 260.15 feet and an internal angle of 06° 44' 02", an arc distance of 30.58 feet; thence South 40° 37' 47" West on said centerline, 134.04 feet; thence Southwesterly on said centerline which is a tangential curved line concave from Southeasterly, has a radius of 409.36 feet and an internal angle of 32° 26' 45", an arc distance of 231.81 feet; thence South 08° 11' 02" West on said centerline, 175.00 feet to a point in the centerline of a public roadway, said point being the end of the centerline of said twenty (20) foot wide permanent access easement.

Except:

LEGAL DESCRIPTION:

Part of the Northeast Quarter (N.E.1/4) of the Northeast Quarter (N.E.1/4) of Section Twenty-eight (28), Township One (1) North, Range Two (2) West of the 4th P.M., Grant County, Wisconsin, described as follows, to-wit:

Commencing at the Northeast corner of Section 28, T 1 N, R 2 W of the 4th P.M., Grant County, Wisconsin, said corner being the point of beginning;

thence South 00° 08' 00" West 10.00 feet;

thence South 89° 06' 19" West 401.73 feet;

thence North 35° 16' 37" East 12.38 feet to the North line of said Section 28;

thence North 89° 06' 19" East 394.63 feet to the point of beginning.

Except:

Parcel 1:

A part of the Northeast Quarter (N.E.1/4) of the Northeast Quarter (N.E.1/4) of Section Twenty-eight (28), Township One (1) North, Range Two (2) West of the 4th P.M., Grant County, Wisconsin, described as follows, to-wit:

Commencing at the Northeast corner of said Section 28;

thence South 00° 08' 00" West on the East line of the N.E.1/4 of said Section 28, 49.25 feet;
thence North 89° 52' 00" West 113.38 feet to the point of beginning of the hereinafter described tract of land;

thence South 67° 08' 04" West 295.00 feet;

thence South 22° 51' 56" East 147.50 feet;

thence North 67° 08' 04" East 295.00 feet;

thence North 22° 51' 56" West 147.50 feet to the point of beginning.

Also, the above described tract of land shall include as a part thereof a 20-foot-wide permanent access easement being more fully described as follows, to-wit:

Commencing at the Northeast corner of said Section 28;

thence South 00° 08' 00" West on the East line of the N.E.1/4 of said Section 28, 49.25 feet;
thence North 89° 52' 00" West 113.38 feet;

thence South 67° 08' 04" West 295.00 feet;

thence South 22° 51' 56" East 19.37 feet to the point of beginning of said centerline;

thence South 72° 47' 37" West on said centerline 80.41 feet;

thence Southwesterly on said centerline which is a tangential curved line concave from Southerly, has a radius of 260.15 feet and an internal angle of 32° 09' 50", an arc distance of 146.04 feet;

thence South 40° 37' 47" West on said centerline 134.04 feet;

thence Southwesterly on said centerline which is a tangential curved line concave from Southeasterly, has a radius of 409.36 feet and an internal angle of 32° 26' 45", an arc distance of 231.81 feet;

thence South 08° 11' 02" West on said centerline 175.00 feet to a point in the centerline of a public roadway, said point being the end of the centerline of said 20-foot-wide permanent access easement.

Parcel 2:

Part of the Northeast Quarter (N.E.1/4) of the Northeast Quarter (N.E.1/4) of Section Twenty-eight (28), Township One (1) North, Range Two (2) West of the 4th P.M., Grant County, Wisconsin, described as follows, to-wit:

Commencing at the Southwest corner of the one-acre parcel of land described in the Warranty Deed from Dennis H. Olson and Connie J. Olson, Sellers, to Byron Lange, Buyer, which deed was recorded in Volume 616 at Pages 434-437, in the records of Grant County, Wisconsin, Register of Deeds Office;

thence South 00° 08' 00" West 50 feet;

thence South 90° 00' 00" East 300 feet, more or less, to the East line of said Section 28;
thence North 00° 08' 00" East 300 feet;

thence North 90° 00' 00" West 362.5 feet, more or less, to a point immediately North of the Northwest corner of the above described one-acre parcel;

thence South 00° 08' 00" West 62.5 feet, more or less, to said Northwest corner of the said one-acre parcel;

thence South 22° 51' 56" East 147.50 feet to the point of beginning, EXCEPTING therefrom the one acre, as specifically described above.

EXCEPT that part of the above land which falls within the description used in the Warranty Deed to Terrance L. Woodward recorded in Volume 1058 of Records, page 52 as follows:

Commencing at the Northeast corner of said Section 28;

thence South 00° 08' 00" West on the East line of the N.E.1/4 of said Section 28, 49.25 feet;
thence North 89° 52' 00" West 113.38 feet;

thence South 67° 08' 04" West 295.00 feet to the point of beginning of the hereinafter described tract of land;

thence South 67° 08' 04" West 178.67 feet;

thence South 03° 41' 58" West 33.54 feet;

thence South 22° 51' 56" East 196.18 feet;

thence North 67° 08' 04" East 193.67 feet;

thence North 22° 51' 56" West 226.18 feet to the point of beginning.

Except:
LEGAL DESCRIPTION:
Part of the Northeast Quarter (N.E.1/4) of the Northeast Quarter (N.E.1/4) of Section Twenty-eight (28), Township One (1) North, Range Two (2) West of the 4th P.M., Grant County, Wisconsin, described as follows, to-wit:
Commencing at the Northeast corner of Section 28, T 1 N, R 2 W of the 4th P.M., Grant County, Wisconsin, said corner being the point of beginning;
thence South 00° 08' 00" West 10.00 feet;
thence South 89° 06' 19" West 401.73 feet;
thence North 35° 16' 37" East 12.38 feet to the North line of said Section 28;
thence North 89° 06' 19" East 394.63 feet to the point of beginning.

***Below in Green is a more accurate map of this parcel per our County Surveyor… (compared to the aerial above on our county portal)**

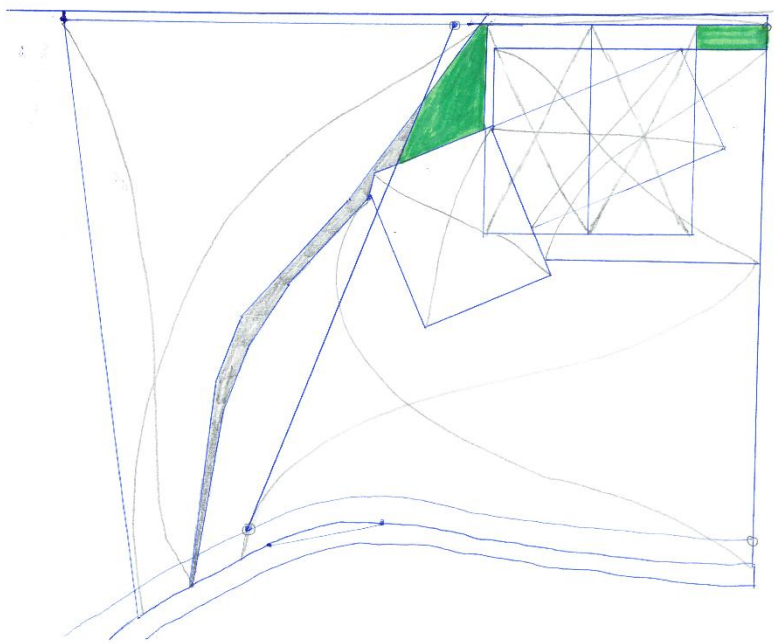

Parcel Number(s)	Prop Address	Muni	Tax Payer Name	Taxes/Cty Costs	Appraisal	Tax Yrs	Bid	Bidder Name	Column1
012-00048-0010	Rock Church Rd	T Clifton	Lybie/Olive DiVall	$402.77	$200.00	2021-2025	$201.00	Steve Bollant	*adjoinging land owner
022-00538-0000	Louisburg Rd	T Hazel Green	WIWAB Farms	$388.27	$100.00	2022-2025	$101.00	James Schuetz	*adjoinging land owner
026-01187-0000	Woodland Ln	T Jamestown	Cyril/Erma Droessler	$1,661.93	$600.00	2020-2025	$3,025.00	Mark Pickel	*adjoinging land owner
026-01187-0000							$1,000.00	Corey Droeszler	*adjoinging land owner
172-00190-0000	N Main St	V Potosi	Conrad Koehler		$200.00	2021-2022			*adjoinging land owner

REPURCHASE FIGURES AND INFORMATION FOR TAX DEED PROPERTY

PARCELS: # 012-00048-0010

LEGAL DESCRIPTION: That part of the North ½ of the West ¾ of the NW ¼ of NE ¼ of Section 3, Township 5 North, Range 1 West, Town of Clifton, Grant County, Wisconsin, lying West of the highway. Town of Clifton

FORMER OWNER: Lybie H Divall

ASSESSED VALUE OF PROPERTY: $400.00

TAX YEAR	CERT. NUMBER	GENERAL TAX BALANCE	SPECIALS BALANCE	TOTAL PRINCIPAL DUE			YEAR TOTAL
					$0.00	$0.00	
							$0.00
							$0.00
					Interest (as of 4/30/26)	$5.00	$0.00
					Admin Costs	$130.00	$0.00
					Personnel Costs	$250.00	$0.00
							$0.00
							$0.00
							$0.00
							$0.00
2020							$0.00
2021	110	$3.70	$0.00	$3.70			$3.70
2022	108	$3.67	$0.00	$3.67			$3.67
2023	99	$3.59	$0.00	$3.59			$3.59
2024	94	$4.20	$0.00	$4.20			$4.20
2025		$2.61	$0.00	$2.61			$2.61
2026				$0.00			$0.00
TOTALS		$17.77	$0.00	$17.77		$385.00	$385.00
TREASURER USE ONLY:							
				GRAND TOTAL DUE BY:			$402.77

Funds must be in the form of Certified Check or Money Order ONLY $201.00

PROFIT $0.00

Sold to: Steve & Delores Bollant Date: 10/13/2026 by QCD for: $201.00 PROCEEDS: $0

REPURCHASE FIGURES AND INFORMATION FOR TAX DEED PROPERTY

PARCELS: # 022-00538-0000
LEGAL DESCRIPTION: Tract 2 of Plat of Survey filed 11/06/2014 in Book 36 on page 30.
Town of Hazel Green

FORMER OWNER: WIWAB Farms LLC
ASSESSED VALUE OF PROPERTY: $200.00

TAX YEAR	CERT. NUMBER	GENERAL TAX BALANCE	SPECIALS BALANCE	TOTAL PRINCIPAL DUE			YEAR TOTAL
					$0.00	$0.00	
							$0.00
							$0.00
					Interest (as of 4/30/26)	$1.50	$0.00
					Admin Costs	$130.00	$0.00
					Personnel Costs	$250.00	$0.00
							$0.00
							$0.00
							$0.00
							$0.00
2020							$0.00
2021							$0.00
2022	163	$1.74	$0.00	$1.74			$1.74
2023	162	$1.83	$0.00	$1.83			$1.83
2024	168	$1.96	$0.00	$1.96			$1.96
2025		$1.24	$0.00	$1.24			$1.24
2026				$0.00			$0.00
TOTALS		$6.77	$0.00	$6.77		$381.50	$381.50
TREASURER USE ONLY:							
				GRAND TOTAL DUE BY:			$388.27
				Funds must be in the form of Certified Check or Money Order ONLY			$101.00
						PROFIT	$0.00

Sold to: James & Michelle Schuetz Date: 10/13/2026 by QCD for: $101.00 PROCEEDS: $0

REPURCHASE FIGURES AND INFORMATION FOR TAX DEED PROPERTY

PARCELS: # 026-01187-0000
LEGAL DESCRIPTION: See Attached
Town of Jamestown

FORMER OWNER: Cyril & Erma Droessler
ASSESSED VALUE OF PROPERTY: $600.00

TAX YEAR	CERT. NUMBER	GENERAL TAX BALANCE	SPECIALS BALANCE	TOTAL PRINCIPAL DUE			YEAR TOTAL
					$0.00	$0.00	
							$0.00
							$0.00
					Interest (as of 4/30/26)	$487.77	$0.00
					Admin Costs	$130.00	$0.00
					Personnel Costs	$250.00	$0.00
							$0.00
							$0.00
							$0.00
							$0.00
2020	222	$759.28	$0.00	$759.28			$759.28
2021	209	$7.07	$0.00	$7.07			$7.07
2022	213	$7.07	$0.00	$7.07			$7.07
2023	215	$6.83	$0.00	$6.83			$6.83
2024	225	$6.89	$0.00	$6.89			$6.89
2025		$7.02	$0.00	$7.02			$7.02
2026				$0.00			$0.00
TOTALS		$794.16	$0.00	$794.16		$867.77	$867.77
TREASURER USE ONLY:							
				GRAND TOTAL DUE BY:			$1,661.93

Funds must be in the form of Certified Check or Money Order ONLY

PROFIT $0.00

Sold to: Date: by QCD for: PROCEEDS: $0

Executive 10/13/2026

Administration: Minor wall repairs have been completed throughout the building.

Courthouse: Lighting fixtures are being converted to ballast-bypass LED lighting. A new boiler is on site and is expected to be installed and operational within the next few weeks.

Community Service Building: Chiller issues continue. The unit has two circuits, and either circuit may trip intermittently without producing an error code. Given the cost of replacement parts, the unit will continue to be reset until a diagnostic code is generated to help identify the underlying issue.

Annex: Motors have been replaced on several exhaust fans. The drive through window area has also been remodeled and converted into office space.

Orchard Manor: A significant amount a flooring has been replaced over the past month and work is underway to replace the front interior door. The parking lot project is being prepared for bid. One of the York air conditioning units has a refrigerant leak, and pricing is being obtained for its replacement.

Towers: All systems are operating properly at this time. The towers are prepared for winter.

Unified Community Services (UCS): Everything appears to be operating well.

General: Preparation of county facilities and equipment for winter continues. This spring, a new truck was purchased with the intention of replacing one of two existing trucks that are in questionable condition; a 2003 Ford and a 2008 GMC.

The GMC has a damaged frame. The Ford has brake issues and several other maintenance concerns. The Ford was taken to the Highway Department for service; however, staff are not comfortable certifying it as safe for road use. The Highway Department is providing a truck for Maintenance staff use while next steps are determined.

As some of you may have heard, I will be retiring December 11, 2026. Between now and then, I plan to address outstanding items, document key information and compete as many remaining projects as possible.

Thank you,

Garry Pluemer

IT Department Update 10/13/2026

System Downtimes

No Downtimes to report

Network review

a. All of the County's firewalls have been updated to a new firmware version. The previous version was EOL.
b. The County's Netscaler has had 2 major CVE (Common Vulnerabilities and Exposures) events since last month. All of the CVE's were patched within 48 hours
c. Information Technology increased the capacity of the County's email archiver system. The capacity was doubled from 2TB to 4TB.
d. Information Technology is updating our Citrix XenServer VDI hosts to XenServer 9.0. Due to the upgrade a set of Fibre Channel cards were replaced.
e. Information Technology repaired a communication link before it resulted in a downtime. The IT department is now using Zabbix and Cacti to track issues with the County's network.
f. The IT department is reviewing the County's active directory password settings. We are comparing the current password settings to best practices and NIST standards.

County Systems

a. Orchard Manor and Information technology are starting a new electronic health care project.
b. Information Technology has started the phone replacement project for the County. Currently the IT department has
    i. Working softphones to the computers and cell phones
    ii. Active Directory integration with the new phone system
    iii. We have connected the new phone system to TDS
    iv. Information Technology has deployed new phones in the department.

c. CSZD and Information Technology are live with CATALIS.
    i. CSZD and Information Technology are working on a workflow to scan permits in with Laserfiche.
    ii. CSZD and CATALIS are working on minor bugs and issues.

d. The Information Technology department is finishing the T Mobile project for the County. The Information Technology department has recycled all of the legacy phones the County was using prior to the T-Mobile switch.

GRANT COUNTY
COUNTY ADMINISTRATOR

County Administrator's Report
Executive Committee | October 2026

Summary: The September calendar included 52 scheduled work-related meetings and activities, totaling approximately 52.75 scheduled hours, excluding the multi-day Wisconsin Counties Association Conference. This figure reflects scheduled calendar time and includes some overlapping meetings.

During September, the County Administrator's Office focused on County Board and committee activities; 2027 budget development; Unified Community Services oversight; public safety and emergency communications coordination; employee benefits, retention, and personnel matters; technology coordination; and state and county association engagement.

Budget Development and Department Coordination

Continued work on the 2027 county budget with the finance director, conducted budget reviews, and had ongoing discussions with several departments regarding their 2027 budget requests.

Attended a Wisconsin Department of Revenue Innovation Grant Lunch and Learn on program funding, eligibility, and application requirements.

County Board and Committee Activities

Participated in County Board and committee meetings, including:

- County Board
- Orchard Manor Committee
- Social Services Board and Committee
- Public Safety Committee
- ADRC Committee
- Highway Committee
- Health Committee and Board of Health
- Ag and Extension/Fair Committee
- Retention and Recruitment Committee
- Oversight Commission
- UCS Committee

Maintained regular engagement with Unified Community Services through meetings with the interim director, monthly check-ins with the Social Services Director, and other department heads.

Public Safety and Emergency Communications

Participated in Public Safety Committee discussions and meetings related to emergency communications consolidation. Met with the Department of Revenue to discuss levy transfers and the Innovation Grant related to the PSAP consolidation effort.

Human Resources, Benefits, and Policy

Met with Tricor regarding employee benefits and participated in personnel-related discussions. Continued work through weekly policy and procedure meetings with the HR Manager and Assistant Finance Manager. Led the Retention and Recruitment Committee meeting.

Technology and Operational Systems

Participated in Tyler weekly team meetings and a discussion about using Google at the Sheriff's Office. These efforts supported ongoing coordination of county technology systems and operational tools.

Intergovernmental and Leadership Engagement

Maintained regular coordination through weekly briefings, Grant County update meetings, Wisconsin Counties Association leadership meetings, and County Administrators and Coordinators Leadership Meetings.

Attended the Wisconsin Counties Association Conference and moderated a conference session titled "Alive in Your Purpose." Also participated in the National Association of Counties Central Region monthly meeting.

Presented a resiliency training session to UCS staff during their annual training day.

.

Staffing Report

Total Grant County Employees as of October 5, 2026:

	As of 10/05/2026	Openings
Full-time Benefit	332	12
Regular Part-time Benefit	59	4
Part-time/Limited Term and PRN	155	4
Total Employees	**546**	**20**

Retirees Honored by County Board for Over 20 Years of Service:

Department	Name	Years	Recognition Month
None			

Positions Filled During Period 08/23/2026 thru 10/03/2026:

New Hires/Internal Position Transfers	26

Administrative Professional – FTE (2)
Assistant Dietary Manager – FTE (1)
Assistant Veterans Service Officer – FTE (1)
Bookkeeper – FTE (1)
Deputy – FTE (1)
Dietary Aide – RPT (2)
Dietary Aide / Housekeeping Aide – FTE (1)
Economic Support Specialist – FTE (1)
Finance Manager – FTE (1)
Head Cook (ADRC) – FTE (1)
Head Cook (ADRC) – PRN (1)
Health Nurse ADN (Hospice) – PTE (1)
Housekeeping Aide – RPT (1)
Jailer - 1 Training – PRN (1)
Jailer – FTE (1)
Meal Site Manager – PRN (1)
OM CNA – PTE (5)
OM CNA – RPT (1)
Speech-Language Pathologist - Unified – RPT (1)
Van Driver – PTE (1)

Position Vacancies as of 10/5/2026

Department	Position	Status (Full-time, etc.)
Health	Physical Therapist	(1) Full-time
Orchard Manor	CNA'S	(2) Regular part-time
	Dietary Aide	(1) Regular part-time
	Activity Aide	(1) Regular part-time
ADRC	ADRC Director	(1) Full-time – ***Interviews Scheduled***
	Taxi Driver Substitute	(1) PRN
	Van Driver Substitute	(1) PRN
Finance	Finance Manager/County Auditor	(1) Full-time
Facilities & Maintenance	Facilities & Maintenance Manager	(1) Full-time
Highway	Section Patrol Worker	(2) Full-time – ***Filled 10/12/26***

Sheriff	Jailer	(1) Part-time
	Jailer (Female)	(1) Full-time
	Dispatcher	(1) Part-time
Child Support	Administrative Assistant II	(1) Full-time – ***Filled 11/2/2026***
Unified	Mobile Crisis Workers	(1) Part-time - ***On hold***
	AODA Clinician	(1) Full-time
	Compliance Manager	(1) Full-time
	CLTS & B-3 Case Manager	(2) Full-time – ***Interviews Scheduled***
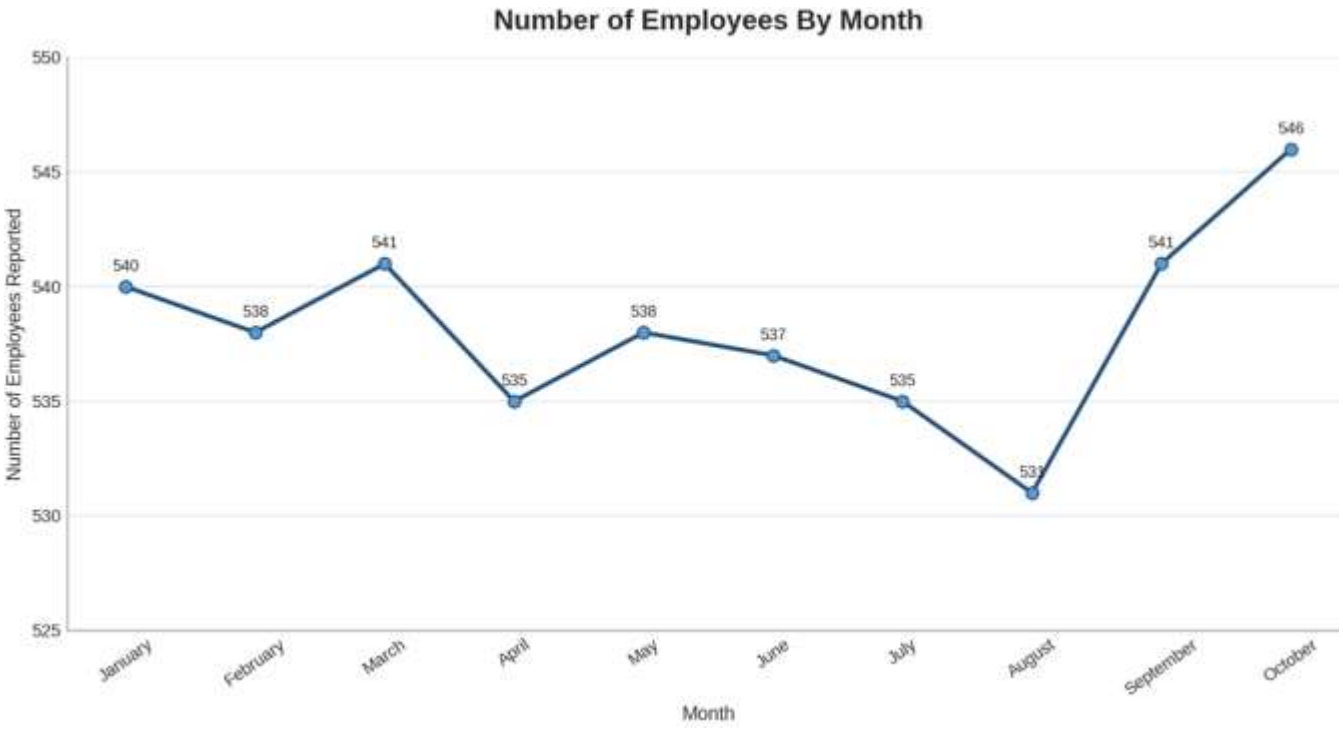
Workers Compensation: *Will be reported quarterly. Report will be given at the October meeting for July – September 2026.*